

X30 SENIOR

Test-Session 3 even

Track length: 1.190 Km

Session Started: 15:10:10

Best Lap by: 810 - Daniel Guinhard - 37.807

Rank	#	Driver	Nat	Sponsor Entrant	Nat	License E-License	Make	laps	Best Lap	Diff	In Lap	Penalty
1	810	Daniel Guinhard	GBR	SFR Motorsport	GBR	ITC-C292117 IBL368379	KR/IAME/Komet	16	37.807		5	
2	822	Elja Weiss	DEU	DSK e.V. Ja zum Motorsport SIM-ON	DEU	ITG38504 KBF39246	Kosmic/IAME/Komet	10	50.053	12.246	8	
3	802	Nando Weixelbaumer	AUT	Valier Motorsport	DEU	ITEJK2078 KBF39300	Energy/IAME/Komet	12	50.102	12.295	12	
4	914	Cristian Biasatti	ITA	Tbkart racing team srl	ITA	IKB448719 BIF3401414487	Tbkart/IAME/Komet	12	50.155	12.348	12	
5	820	Felix Maurer	DEU	DUTT MOTORSPORT by FENSTER.com	LUX	NKA41244 IBLK867	Tony Kart/IAME/Komet	15	50.359	12.552	15	
6	844	Kevin Wagner	DEU	MSC-Langefeld e. V. im ADAC TB Racing Team	DEU	ITE 11828 KBF38262	KR/IAME/Komet	16	50.473	12.666	15	
7	836	Max Ohsenbrink	DEU	KSL Racing Team	DEU	ITE18670 KBF1304585	Alonso/IAME/Komet	10	50.504	12.697	9	
8	864	Marc Gerstenkorn	CHE	Kartshop Ampfing	DEU	ITF375 BIF25142	Drago Corse/IAME/Komet	15	50.523	12.716	15	
9	812	Rocco Curcio	DEU	Valier Motorsport	DEU	ITE29607 KBF15727	Energy/IAME/Komet	15	50.530	12.723	13	
10	830	Max Hezel	DEU	ADAC Hessen-Thüringen e.V. CV Performance Group	DEU	ITF38265 BIF38321	KR/IAME/Komet	14	50.614	12.807	14	
11	916	Roxanne Lantinga	NLD	Lantinga	NLD	IABS44775 30038	Tony Kart/IAME/Komet	13	50.672	12.865	9	
12	884	Davin Singer	DEU	ADAC Südbaden e.V. CV Performance Group	DEU	ITE 23384 BIF38321	KR/IAME/Komet	15	50.712	12.905	14	
13	806	Moritz Fischer	DEU	ADAC Pfalz e.V. DUTT MOTORSP. by FENSTER.COM	LUX	NKA26409 IBLK867	Tony Kart/IAME/Komet	16	50.795	12.988	15	
14	816	Elias Schorneck	DEU	VDB Kart Racing	DEU	ITE40538 KBF10478	Tony Kart/IAME/Komet	15	50.800	12.993	10	
15	898	Hawk Baylaan White	GBR	AT Motorsport	DEU	ITE40903 BIC38996	Exprit/IAME/Komet	16	50.848	13.041	16	
16	890	Leonard Hocker	DEU	RS-Motorsport	DEU	NKA22440 KBF40372	CRG/IAME/Komet	16	50.873	13.066	12	
17	876	Cemil Bayyati	DEU	Dörr Motorsport	DEU	ITG15366 BIF38420	KR/IAME/Komet	14	50.886	13.079	10	
18	854	Daniel Brozovic	DEU	TR Motorsport	DEU	ITE 42036 KBF23400	OTK/IAME/Komet	12	51.014	13.207	9	
19	888	Louis Schütze	DEU	RF Racing	DEU	ITE 17941 KBF41358	KR/IAME/Komet	13	51.042	13.235	12	
20	908	Henrikas Klepikas	LTU	Dream 2 Drive	LTU	IACS2024-ITE/005 IBL2024-KL/09	Formula K/IAME/Komet	14	51.064	13.257	9	
21	818	Matthy Vandebroek	DEU	VDB Kart Racing	DEU	ITE 11491 KBF10478	Tony Kart/IAME/Komet	16	51.123	13.316	15	
22	808	Eric Wess	DEU	Kartshop Ampfing	DEU	NKA38485 KBF25142	Drago Corse/IAME/Komet	15	51.202	13.395	15	
23	834	Moritz Schwing	DEU	Team NKS	DEU	ITE 12057 KBF29153	DR/IAME/Komet	12	51.457	13.650	9	
24	980	Benno Drelok	DEU	Rocco Drelok	DEU	NKA10580 BEK1204567	Tony Kart/IAME/Komet	15	51.628	13.821	15	
25	872	Tobias Burgstahler	DEU	ADAC Württemberg e.V. Stern Motorsport	DEU	NKA38364 KBF38195	KR/IAME/Komet	12	51.760	13.953	10	

Timekeeper
M.Riehmers

Race Director
H.Seidel

Page 1/1

These results are provisional until the conclusion of any judicial and technical matters!

Printed: 14.06.2024 / 15:26



INT. ADAC Kartrennen Wackersdorf

X30 SENIOR

Test-Session 3 even

Pro Kart Raceland Wackersdorf 1,190 Km

14.06.2024 15:10

Practice (15:00 Time) started at 15:10:10

Lap	Time of Day	Lap Tm	Diff	S1 Tm	S2 Tm	S3 Tm
(810) Daniel Guinchard						
1	15:14:50.581	55.885	+18.078	20.928	18.003	16.954
2	15:15:44.214	53.693	+15.826	19.578	17.594	16.461
3	15:16:35.978	51.764	+13.957	19.086	16.663	16.015
4	15:17:27.341	51.363	+13.556	18.972	16.536	15.855
5	15:18:05.148	37.807		19.321	0.641	1.775
6	15:18:19.211	14.063	-23.744			
7	15:19:01.508	42.297	+4.490	8.379	7.290	7.096
8	15:19:10.148	8.640	-29.167			
9	15:19:53.440	43.292	+5.485	10.685	16.636	15.971
10	15:20:44.553	51.113	+13.306	18.900	16.415	15.798
11	15:21:35.397	50.844	+13.037	18.817	16.263	15.774
12	15:22:25.845	50.448	+12.641	18.569	16.181	15.698
13	15:23:16.269	50.424	+12.617	18.574	16.168	15.682
14	15:24:07.420	51.151	+13.344	18.949	16.452	15.750
15	15:24:57.781	50.361	+12.554	18.499	16.191	15.671
16	15:25:49.120	51.339	+13.532	18.538	16.503	16.298

(822) Elia Weiss						
1	15:18:00.850	55.302	+5.249	20.758	17.896	16.648
2	15:18:53.780	52.930	+2.877	19.240	16.829	16.861
3	15:19:45.464	51.684	+1.631	18.892	16.571	16.221
4	15:20:36.703	51.239	+1.186	18.935	16.413	15.891
5	15:21:27.133	50.430	+0.377	18.560	16.217	15.653
6	15:22:18.157	51.024	+0.971	18.960	16.370	15.694
7	15:23:08.424	50.267	+0.214	18.512	16.153	15.602
8	15:23:58.477	50.053		18.349	16.135	15.569
9	15:24:49.793	51.316	+1.263	18.330	16.802	16.184
10	15:25:41.869	52.076	+2.023	18.702	16.477	16.897

(802) Nando Weixelbaumer						
1	15:16:07.953	55.017	+4.915	20.951	17.622	16.444
2	15:17:00.651	52.698	+2.596	19.514	17.171	16.013
3	15:17:51.931	51.280	+1.178	19.013	16.455	15.812
4	15:18:42.614	50.683	+0.581	18.764	16.283	15.636
5	15:19:34.745	52.131	+2.029	18.701	17.337	16.093
6	15:20:25.213	50.468	+0.366	18.666	16.176	15.626
7	15:21:16.063	50.850	+0.748	18.841	16.354	15.655
8	15:22:06.721	50.658	+0.556	18.565	16.353	15.740
9	15:22:57.045	50.324	+0.222	18.555	16.126	15.643
10	15:23:47.510	50.465	+0.363	18.541	16.107	15.817
11	15:24:37.709	50.199	+0.097	18.488	16.114	15.597
12	15:25:27.811	50.102		18.410	16.134	15.558

(914) Cristian Biasatti						
1	15:15:48.520	56.809	+6.654	21.380	18.414	17.015
2	15:16:41.712	53.192	+3.037	19.715	17.212	16.265
3	15:17:33.686	51.974	+1.819	19.028	16.692	16.254
4	15:18:25.689	52.003	+1.848	19.095	16.467	16.441
5	15:19:17.117	51.428	+1.273	19.032	16.442	15.954
6	15:20:08.107	50.990	+0.835	18.684	16.476	15.830
7	15:20:59.196	51.089	+0.934	18.609	16.463	16.017
8	15:21:50.088	50.892	+0.737	18.753	16.368	15.771
9	15:22:40.555	50.467	+0.312	18.552	16.234	15.681
10	15:23:30.964	50.409	+0.254	18.480	16.244	15.685
11	15:24:21.346	50.382	+0.227	18.493	16.287	15.602
12	15:25:11.501	50.155		18.407	16.175	15.573

(820) Felix Maurer						
1	15:12:15.852	55.401	+5.042	20.643	18.028	16.730
2	15:13:09.441	53.589	+3.230	19.749	17.457	16.383
3	15:14:38.523	52.082	+38.723	19.213	17.110	52.759
4	15:16:17.849	1:39.326	+48.967	1:06.000	17.114	16.212
5	15:17:10.113	52.264	+1.905	19.657	16.638	15.969
6	15:18:02.536	52.423	+2.064	19.044	17.239	16.140
7	15:18:53.675	51.139	+0.780	18.682	16.509	15.948
8	15:19:44.649	50.974	+0.615	18.763	16.486	15.725
9	15:20:35.466	50.817	+0.458	18.727	16.405	15.685
10	15:21:26.015	50.549	+0.190	18.585	16.355	15.609
11	15:22:16.693	50.678	+0.319	18.508	16.409	15.761
12	15:23:07.194	50.501	+0.142	18.581	16.267	15.653
13	15:23:57.597	50.403	+0.044	18.510	16.239	15.654
14	15:24:48.039	50.442	+0.083	18.481	16.276	15.685

Lap	Time of Day	Lap Tm	Diff	S1 Tm	S2 Tm	S3 Tm
15	15:25:38.398	50.359		18.462	16.261	15.636
(844) Kevin Wagner						
1	15:12:21.945	1:06.671	+16.198	26.052	21.407	19.212
2	15:13:24.347	1:02.402	+11.929	23.712	19.241	19.449
3	15:14:24.193	59.846	+9.373	22.941	18.531	18.374
4	15:15:21.343	57.150	+6.677	22.240	17.683	17.227
5	15:16:16.841	55.498	+5.025	21.292	17.432	16.774
6	15:17:12.077	55.236	+4.763	21.348	17.598	16.290
7	15:18:05.932	53.855	+3.382	20.513	16.969	16.373
8	15:19:00.662	54.730	+4.257	21.017	17.116	16.597
9	15:19:56.346	55.684	+5.211	21.669	17.282	16.733
10	15:20:50.397	54.051	+3.578	21.048	16.613	16.390
11	15:21:41.813	51.416	+0.943	19.099	16.514	15.803
12	15:22:32.892	51.079	+0.606	18.812	16.451	15.816
13	15:23:23.760	50.868	+0.395	18.782	16.366	15.720
14	15:24:14.486	50.726	+0.253	18.763	16.358	15.605
15	15:25:04.959	50.473		18.575	16.283	15.615
16	15:25:57.507	52.548	+2.075	18.638	16.441	17.469

(836) Max Ohnsenbrink						
1	15:18:13.157	54.138	+3.634	20.229	17.228	16.681
2	15:19:06.191	53.034	+2.530	19.964	17.006	16.064
3	15:19:58.856	52.665	+2.161	18.918	17.447	16.300
4	15:20:50.191	51.335	+0.831	18.970	16.356	16.009
5	15:21:41.085	50.894	+0.390	18.755	16.336	15.803
6	15:22:31.873	50.788	+0.284	18.644	16.303	15.841
7	15:23:22.644	50.771	+0.267	18.767	16.311	15.693
8	15:24:13.173	50.529	+0.025	18.579	16.233	15.717
9	15:25:03.677	50.504		18.588	16.235	15.681
10	15:25:56.869	53.192	+2.688	18.638	16.539	18.015

(864) Marc Gerstenkorn						
1	15:13:07.770	57.823	+7.300	22.896	18.033	16.894
2	15:14:02.823	55.053	+4.530	19.836	17.830	17.387
3	15:14:56.598	53.775	+3.252	20.044	17.349	16.382
4	15:15:48.742	52.144	+1.621	19.261	16.705	16.178
5	15:16:40.114	51.372	+0.849	18.955	16.516	15.901
6	15:17:31.141	51.027	+0.504	18.748	16.496	15.783
7	15:18:22.305	51.164	+0.641	18.875	16.434	15.855
8	15:19:13.485	51.180	+0.657	19.058	16.358	15.764
9	15:20:04.558	51.073	+0.550	18.664	16.408	16.001
10	15:20:55.311	50.753	+0.230	18.629	16.398	15.726
11	15:21:46.012	50.701	+0.178	18.616	16.440	15.645
12	15:22:37.036	51.024	+0.501	18.634	16.339	16.051
13	15:24:08.022	1:30.986	+40.463	58.453	16.739	15.794
14	15:24:58.666	50.644	+0.121	18.552	16.398	15.694
15	15:25:49.189	50.523		18.450	16.417	15.656

(812) Rocco Curcio						
1	15:13:39.788	55.687	+5.157	20.814	18.150	16.723
2	15:14:34.509	54.721	+4.191	19.647	17.439	17.635
3	15:15:26.821	52.312	+1.782	19.456	16.704	16.152
4	15:16:18.614	51.793	+1.263	19.177	16.639	15.977
5	15:17:10.627	52.013	+1.483	19.536	16.541	15.936
6	15:18:02.150	51.523	+0.993	18.913	16.729	15.881
7	15:18:53.254	51.104	+0.574	18.640	16.456	16.008
8	15:19:43.987	50.733	+0.203	18.656	16.314	15.763
9	15:20:35.011	51.024	+0.494	18.853	16.397	15.774
10	15:21:25.800	50.789	+0.259	18.707	16.348	15.734
11	15:22:16.910	51.110	+0.580	18.591	16.456	16.063
12	15:23:07.596	50.686	+0.156	18.672	16.357	15.657
13	15:23:58.126	50.530		18.563	16.294	15.673
14	15:24:49.035	50.909	+0.379	18.501	16.655	15.753
15	15:25:39.572	50.537	+0.007	18.492	16.293	15.752

(830) Max Hezel						
1	15:12:15.465	55.320	+4.706	20.727	18.003	16.590
2	15:13:09.078	53.613	+2.999	19.834	17.522	16.257
3	15:14:02.212	53.134	+2.520	19.218	17.246	16.670
4	15:14:54.162	51.950	+1.336	19.115	16.792	16.043
5	15:15:45.882	51.720	+1.106	19.018	16.694	16.008
6	15:16:37.162	51.280	+0.666	18.891		

INT. ADAC Kartrennen Wackersdorf

X30 SENIOR

Pro Kart Raceland Wackersdorf 1,190 Km

Test-Session 3 even

14.06.2024 15:10

Practice (15:00 Time) started at 15:10:10

Lap	Time of Day	Lap Tm	Diff	S1 Tm	S2 Tm	S3 Tm
8	15:18:20.138	51.924	+1.310	18.724	17.416	15.784
9	15:19:11.308	51.170	+0.556	18.704	16.300	16.166
10	15:22:19.002	3:07.694	+2:17.080	2:34.957	16.876	15.861
11	15:23:09.773	50.771	+0.157	18.654	16.412	15.705
12	15:24:00.408	50.635	+0.021	18.585	16.345	15.705
13	15:24:51.032	50.624	+0.010	18.557	16.378	15.689
14	15:25:41.646	50.614		18.609	16.286	15.719

(916) Roxanne Lantinga

1	15:14:50.063	57.178	+6.506	21.220	18.173	17.785
2	15:15:44.601	54.538	+3.866	19.550	18.116	16.872
3	15:16:36.584	51.983	+1.311	19.032	16.786	16.165
4	15:17:27.851	51.267	+0.595	18.729	16.633	15.905
5	15:18:22.369	54.518	+3.846	18.969	19.262	16.287
6	15:19:14.523	52.154	+1.482	19.200	16.685	16.269
7	15:20:05.536	51.013	+0.341	18.630	16.550	15.833
8	15:20:56.421	50.885	+0.213	18.580	16.617	15.688
9	15:21:47.093	50.672		18.499	16.424	15.749
10	15:22:38.506	51.413	+0.741	19.000	16.661	15.752
11	15:23:29.527	51.021	+0.349	18.686	16.505	15.830
12	15:24:20.524	50.997	+0.325	18.728	16.452	15.817
13	15:25:11.219	50.695	+0.023	18.561	16.432	15.702

(884) Davin Singer

1	15:12:07.787	56.040	+5.328	20.892	18.203	16.945
2	15:13:01.470	53.683	+2.971	19.829	17.340	16.514
3	15:13:54.367	52.897	+2.185	19.466	16.988	16.443
4	15:14:50.202	55.835	+5.123	20.230	17.918	17.687
5	15:15:44.022	53.820	+3.108	19.551	17.848	16.421
6	15:16:35.715	51.693	+0.981	19.015	16.625	16.053
7	15:17:27.132	51.417	+0.705	18.942	16.582	15.893
8	15:18:19.521	52.389	+1.677	19.571	17.035	15.783
9	15:19:10.408	50.887	+0.175	18.697	16.403	15.787
10	15:20:01.806	51.398	+0.686	19.084	16.477	15.837
11	15:20:53.617	51.811	+1.099	18.890	16.459	16.462
12	15:22:54.725	2:01.108	+1:10.396	1:28.551	16.659	15.898
13	15:23:45.713	50.988	+0.276	18.806	16.389	15.793
14	15:24:36.425	50.712		18.677	16.310	15.725
15	15:25:27.225	50.800	+0.088	18.659	16.373	15.768

(806) Moritz Fischer

1	15:12:31.438	56.816	+6.021	21.372	18.247	17.197
2	15:13:25.431	53.993	+3.198	20.141	17.372	16.480
3	15:14:20.029	54.598	+3.803	20.131	17.341	17.126
4	15:15:12.750	52.721	+1.926	19.499	16.927	16.295
5	15:16:04.699	51.949	+1.154	19.174	16.701	16.074
6	15:16:57.557	52.858	+2.063	19.962	16.823	16.073
7	15:17:49.180	51.623	+0.828	19.019	16.640	15.964
8	15:18:40.698	51.518	+0.723	18.973	16.655	15.890
9	15:19:31.917	51.219	+0.424	18.915	16.523	15.781
10	15:20:23.923	52.006	+1.211	19.324	16.860	15.822
11	15:21:15.276	51.353	+0.558	18.991	16.534	15.828
12	15:22:07.012	51.736	+0.941	18.890	16.993	15.853
13	15:22:58.003	50.991	+0.196	18.669	16.509	15.813
14	15:23:49.051	51.048	+0.253	18.750	16.557	15.741
15	15:24:39.846	50.795		18.638	16.423	15.734
16	15:25:30.721	50.875	+0.080	18.609	16.497	15.769

(816) Elias Schorneck

1	15:12:22.455	56.389	+5.589	21.149	18.064	17.176
2	15:13:17.095	54.640	+3.840	20.963	17.293	16.384
3	15:14:10.076	52.981	+2.181	19.624	16.924	16.433
4	15:15:02.708	52.632	+1.832	19.831	16.710	16.091
5	15:15:55.062	52.354	+1.554	19.193	17.016	16.145
6	15:16:46.736	51.674	+0.874	19.177	16.537	15.960
7	15:17:38.144	51.408	+0.608	19.024	16.438	15.946
8	15:18:29.371	51.227	+0.427	18.905	16.371	15.951
9	15:19:20.362	50.991	+0.191	18.841	16.424	15.726
10	15:20:11.162	50.800		18.799	16.365	15.636
11	15:21:01.983	50.821	+0.021	18.790	16.345	15.686
12	15:21:53.119	51.136	+0.336	18.782	16.422	15.932
13	15:22:44.992	51.873	+1.073	19.300	16.683	15.890
14	15:23:35.859	50.867	+0.067	18.842	16.353	15.672
15	15:24:28.028	52.169	+1.369	18.751	16.508	16.910

(898) Hawk Baylaan White

1	15:12:27.730	58.857	+8.009	22.592	19.067	17.198
2	15:13:23.185	55.455	+4.607	20.751	17.708	16.996
3	15:14:16.632	53.447	+2.599	19.762	17.144	16.541
4	15:15:11.709	55.077	+4.229	20.647	16.982	17.448
5	15:16:04.144	52.435	+1.587	19.242	16.891	16.302
6	15:16:58.456	54.312	+3.464	20.868	17.278	16.166
7	15:17:50.455	51.999	+1.151	19.184	16.713	16.102
8	15:18:42.203	51.748	+0.900	19.003	16.731	16.014
9	15:19:35.023	52.820	+1.972	18.858	17.009	16.953
10	15:20:26.440	51.417	+0.569	18.937	16.581	15.899
11	15:21:18.142	51.702	+0.854	18.947	16.896	15.859
12	15:22:09.302	51.160	+0.312	18.751	16.534	15.875
13	15:23:00.412	51.110	+0.262	18.761	16.543	15.806
14	15:23:51.767	51.355	+0.507	18.768	16.761	15.826
15	15:24:42.848	51.081	+0.233	18.809	16.474	15.798
16	15:25:33.696	50.848		18.757	16.316	15.775

(890) Leonard Hocker

1	15:12:11.709	56.732	+5.859	21.530	18.310	16.892
2	15:13:07.159	55.450	+4.577	20.714	18.021	16.715
3	15:14:00.776	53.617	+2.744	19.739	17.454	16.424
4	15:14:53.211	52.435	+1.562	19.375	16.862	16.198
5	15:15:45.523	52.312	+1.439	19.606	16.694	16.012
6	15:16:36.798	51.275	+0.402	18.830	16.458	15.987
7	15:17:28.324	51.526	+0.653	18.854	16.489	16.183
8	15:18:21.890	53.566	+2.693	18.945	18.624	15.997
9	15:19:13.296	51.406	+0.533	18.905	16.438	16.063
10	15:20:04.692	51.396	+0.523	18.721	16.637	16.038
11	15:20:55.961	51.269	+0.396	18.856	16.392	16.021
12	15:21:46.834	50.873		18.769	16.366	15.788
13	15:22:38.934	52.100	+1.227	19.291	16.785	16.024
14	15:23:29.816	50.882	+0.009	18.597	16.423	15.862
15	15:24:21.243	51.427	+0.554	19.144	16.524	15.759
16	15:25:12.289	51.046	+0.173	18.843	16.380	15.823

(876) Cemil Bayyati

1	15:13:11.267	1:01.987	+11.101	24.349	19.929	17.709
2	15:14:06.683	55.416	+4.530	20.967	17.706	16.743
3	15:14:59.983	53.300	+2.414	19.921	17.008	16.371
4	15:15:52.458	52.475	+1.589	19.613	16.723	16.139
5	15:16:44.213	51.755	+0.869	19.079	16.600	16.076
6	15:17:35.551	51.338	+0.452	18.814	16.481	16.043
7	15:18:26.813	51.262	+0.376	18.870	16.433	15.959
8	15:19:18.041	51.228	+0.342	18.835	16.441	15.922
9	15:20:08.998	50.957	+0.071	18.677	16.393	15.887
10	15:20:59.884	50.886		18.666	16.354	15.866
11	15:21:53.216	53.332	+2.446	19.381	16.536	17.415
12	15:23:34.482	1:41.266	+50.380	1:07.965	16.766	16.535
13	15:24:25.603	51.121	+0.235	18.739	16.503	15.879
14	15:25:16.754	51.151	+0.265	18.792	16.434	15.925

(854) Daniel Brozovic

1	15:13:51.162	59.022	+8.008	21.789	19.779	17.454
2	15:14:46.614	55.452	+4.438	20.325	18.611	16.516
3	15:15:39.790	53.176	+2.162	19.708	17.088	16.380
4	15:16:32.516	52.726	+1.712	19.359	16.771	16.596
5	15:17:24.618	52.102	+1.088	19.285	16.737	16.080
6	15:18:16.689	52.071	+1.057	19.092	16.580	16.399
7	15:19:08.470	51.781	+0.767	19.069	16.497	16.215
8	15:19:59.709	51.239	+0.225	18.920	16.460	15.859
9	15:20:50.723	51.014		18.898	16.390	15.726
10	15:21:42.981	52.258	+1.244	18.895	16.510	16.853
11	15:24:09.824	2:26.843	+1:35.829	1:54.170	16.750	15.923
12	15:25:02.480	52.656	+1.642	18.899	16.420	17.337

(888) Louis Schütze

1	15:14:02.378	57.504	+6.462	21.682	18.689	17.133
2	15:14:57.393	55.015	+3.973	20.843	17.474	16.698
3	15:15:49.912	52.519	+1.477	19.502	16.896	16.121
4	15:16:42.022	52.110	+1.068	19.177	16.749	16.184
5	15:17:33.909	51.887	+0.845	19.202	16.657	16.028
6	15:18:25.620	51.711	+0.669	19.046	16.641	16.024

Orbits



INT. ADAC Kartrennen Wackersdorf

X30 SENIOR

Pro Kart Raceland Wackersdorf 1,190 Km

Test-Session 3 even

14.06.2024 15:10

Practice (15:00 Time) started at 15:10:10

Lap	Time of Day	Lap Tm	Diff	S1 Tm	S2 Tm	S3 Tm
7	15:19:16.783	51.163	+0.121	18.799	16.573	15.791
8	15:20:07.986	51.203	+0.161	18.770	16.578	15.855
9	15:21:00.512	52.526	+1.484	19.046	16.513	16.967
10	15:22:42.508	1:41.996	+50.954	1:09.150	16.804	16.042
11	15:23:34.233	51.725	+0.683	18.952	16.620	16.153
12	15:24:25.275	51.042		18.724	16.453	15.865
13	15:25:16.364	51.089	+0.047	18.764	16.494	15.831

(908) Henrikas Klepikas

1	15:14:47.253	55.881	+4.817	20.733	18.438	16.710
2	15:15:41.259	54.006	+2.942	19.823	17.264	16.919
3	15:16:33.816	52.557	+1.493	19.478	16.843	16.236
4	15:17:26.324	52.508	+1.444	18.978	17.114	16.416
5	15:18:18.076	51.752	+0.688	18.920	16.492	16.340
6	15:19:09.368	51.292	+0.228	18.903	16.520	15.869
7	15:20:00.940	51.572	+0.508	18.819	16.673	16.080
8	15:20:52.052	51.112	+0.048	18.803	16.423	15.886
9	15:21:43.116	51.064		18.807	16.430	15.827
10	15:22:34.499	51.383	+0.319	18.963	16.442	15.978
11	15:23:26.118	51.619	+0.555	19.065	16.583	15.971
12	15:24:17.337	51.219	+0.155	18.858	16.376	15.985
13	15:25:08.862	51.525	+0.461	18.977	16.544	16.004
14	15:26:01.632	52.770	+1.706	18.903	16.476	17.391

(818) Matthy Vandebroek

1	15:12:17.419	56.028	+4.905	20.759	18.500	16.769
2	15:13:11.461	54.042	+2.919	19.890	17.421	16.731
3	15:14:05.382	53.921	+2.798	20.248	17.148	16.525
4	15:14:58.291	52.909	+1.786	19.638	16.983	16.288
5	15:15:50.763	52.472	+1.349	19.669	16.807	15.996
6	15:16:48.921	58.158	+7.035	24.534	17.536	16.088
7	15:17:40.553	51.632	+0.509	18.906	16.710	16.016
8	15:18:32.242	51.689	+0.566	18.938	16.695	16.056
9	15:19:23.861	51.619	+0.496	18.862	16.715	16.042
10	15:20:15.666	51.805	+0.682	18.972	16.736	16.097
11	15:21:07.197	51.531	+0.408	18.905	16.610	16.016
12	15:21:58.730	51.533	+0.410	18.897	16.618	16.018
13	15:22:50.173	51.443	+0.320	18.894	16.678	15.871
14	15:23:41.533	51.360	+0.237	18.862	16.623	15.875
15	15:24:32.656	51.123		18.762	16.486	15.875
16	15:25:23.842	51.186	+0.063	18.758	16.558	15.870

(808) Eric Wess

1	15:12:15.162	58.611	+7.409	22.697	18.731	17.183
2	15:13:10.983	55.821	+4.619	20.940	17.686	17.195
3	15:14:04.929	53.946	+2.744	20.049	17.135	16.762
4	15:14:58.095	53.166	+1.964	19.938	16.769	16.459
5	15:15:50.617	52.522	+1.320	19.538	16.737	16.247
6	15:16:43.153	52.536	+1.334	19.442	16.809	16.285
7	15:17:36.070	52.917	+1.715	19.246	16.728	16.943
8	15:19:31.387	1:55.317	+1:04.115	1:21.751	17.185	16.381
9	15:20:24.942	53.555	+2.353	20.007	17.455	16.093
10	15:21:17.061	52.119	+0.917	19.058	16.965	16.096
11	15:22:08.724	51.663	+0.461	19.054	16.580	16.029
12	15:23:00.157	51.433	+0.231	18.979	16.440	16.014
13	15:23:52.171	52.014	+0.812	18.970	17.085	15.959
14	15:24:43.663	51.492	+0.290	18.942	16.520	16.030
15	15:25:34.865	51.202		18.750	16.479	15.973

(834) Moritz Schwing


1	15:15:56.161	58.186	+6.729	22.437	18.841	16.908
2	15:16:50.767	54.606	+3.149	20.641	17.430	16.535
3	15:17:43.549	52.782	+1.325	19.548	16.977	16.257
4	15:18:35.976	52.427	+0.970	19.254	16.932	16.241
5	15:19:28.332	52.356	+0.899	19.178	16.742	16.436
6	15:20:21.053	52.721	+1.264	19.594	16.875	16.252
7	15:21:12.926	51.873	+0.416	19.122	16.642	16.109
8	15:22:04.457	51.531	+0.074	18.939	16.570	16.022
9	15:22:55.914	51.457		18.894	16.540	16.023
10	15:23:47.561	51.647	+0.190	19.028	16.487	16.132
11	15:24:39.147	51.586	+0.129	18.971	16.613	16.002
12	15:25:30.631	51.484	+0.027	18.826	16.596	16.062

(980) Benno Drelok

Lap	Time of Day	Lap Tm	Diff	S1 Tm	S2 Tm	S3 Tm
1	15:12:10.879	57.262	+5.634	21.452	18.501	17.309
2	15:13:07.598	56.719	+5.091	21.178	18.513	17.028
3	15:14:39.242	1:31.644	+40.016	20.296	17.830	53.518
4	15:15:34.309	55.067	+3.439	20.792	17.527	16.748
5	15:16:27.241	52.932	+1.304	19.359	16.993	16.580
6	15:17:19.882	52.641	+1.013	19.229	17.020	16.392
7	15:18:13.093	53.211	+1.583	19.474	17.174	16.563
8	15:19:05.695	52.602	+0.974	19.073	16.939	16.590
9	15:20:00.072	54.377	+2.749	19.174	17.504	17.699
10	15:21:35.755	1:35.683	+44.055	1:01.990	17.210	16.483
11	15:22:27.733	51.978	+0.350	19.004	16.824	16.150
12	15:23:19.493	51.760	+0.132	18.920	16.674	16.166
13	15:24:11.239	51.746	+0.118	19.034	16.631	16.081
14	15:25:02.900	51.741	+0.113	18.932	16.712	16.097
15	15:25:54.608	51.528		18.935	16.643	16.050

(872) Tobias Burgstahler

1	15:15:35.542	1:00.553	+8.793	22.744	20.019	17.790
2	15:16:32.346	56.804	+5.044	21.520	18.298	16.986
3	15:17:27.073	54.727	+2.967	20.014	17.771	16.942
4	15:18:21.692	54.619	+2.859	19.786	18.564	16.269
5	15:19:15.178	53.486	+1.726	20.219	17.023	16.244
6	15:20:07.238	52.060	+0.300	19.017	16.798	16.245
7	15:20:59.356	52.118	+0.358	19.017	16.765	16.336
8	15:21:53.057	53.701	+1.941	20.373	17.224	16.104
9	15:22:45.408	52.351	+0.591	19.161	16.884	16.306
10	15:23:37.168	51.760		18.997	16.789	15.974
11	15:24:29.049	51.881	+0.121	18.969	16.807	16.105
12	15:25:21.114	52.065	+0.305	19.116	16.840	16.109



X30 SENIOR

Test-Session 3 even Revision 2

Track length: 1.190 Km

Session Started: 15:10:10

Best Lap by: 822 - Elia Weiss - 50.053

Rank	#	Driver	Nat	Sponsor Entrant	Nat	License E-License	Make	laps	Best Lap	Diff	In Lap	Penalty
1	822	Elia Weiss	DEU	DSK e.V. Ja zum Motorsport SIM-ON	DEU	ITG38504 KBF39246	Kosmic/IAME/Komet	10	50.053		8	
2	802	Nando Weixelbaumer	AUT	Valier Motorsport	DEU	ITEJK2078 KBF39300	Energy/IAME/Komet	12	50.102	0.049	12	
3	914	Cristian Biasatti	ITA	Tbkart racing team srl	ITA	IKB448719 BIF3401414487	Tbkart/IAME/Komet	12	50.155	0.102	12	
4	820	Felix Maurer	DEU	DUTT MOTORSPORT by FENSTER.com	LUX	NKA41244 IBLK867	Tony Kart/IAME/Komet	15	50.359	0.306	15	
5	810	Daniel Guinchar	GBR	SFR Motorsport	GBR	ITC-C292117 IBL368379	KR/IAME/Komet	9	50.361	0.308	8	
6	844	Kevin Wagner	DEU	MSC-Langefeld e. V. im ADAC TB Racing Team	DEU	ITE 11828 KBF38262	KR/IAME/Komet	16	50.473	0.420	15	
7	836	Max Ohsenbrink	DEU	KSL Racing Team	DEU	ITE18670 KBF1304585	Alonso/IAME/Komet	10	50.504	0.451	9	
8	864	Marc Gerstenkorn	CHE	Kartshop Ampfing	DEU	ITF375 BIF25142	Drago Corse/IAME/Komet	15	50.523	0.470	15	
9	812	Rocco Curcio	DEU	Valier Motorsport	DEU	ITE29607 KBF15727	Energy/IAME/Komet	15	50.530	0.477	13	
10	830	Max Hezel	DEU	ADAC Hessen-Thüringen e.V. CV Performance Group	DEU	ITF38265 BIF38321	KR/IAME/Komet	14	50.614	0.561	14	
11	916	Roxanne Lantinga	NLD	Lantinga	NLD	IABS44775 30038	Tony Kart/IAME/Komet	13	50.672	0.619	9	
12	884	Davin Singer	DEU	ADAC Südbaden e.V. CV Performance Group	DEU	ITE 23384 BIF38321	KR/IAME/Komet	15	50.712	0.659	14	
13	806	Moritz Fischer	DEU	ADAC Pfalz e.V. DUTT MOTORSP. by FENSTER.COM	LUX	NKA26409 IBLK867	Tony Kart/IAME/Komet	16	50.795	0.742	15	
14	816	Elias Schorneck	DEU	VDB Kart Racing	DEU	ITE40538 KBF10478	Tony Kart/IAME/Komet	15	50.800	0.747	10	
15	898	Hawk Baylaan White	GBR	AT Motorsport	DEU	ITE40903 KBF38996	Exprit/IAME/Komet	16	50.848	0.795	16	
16	890	Leonard Hocker	DEU	RS-Motorsport	DEU	NKA22440 KBF40372	CRG/IAME/Komet	16	50.873	0.820	12	
17	876	Cemil Bayyati	DEU	Dörr Motorsport	DEU	ITG15366 BIF38420	KR/IAME/Komet	14	50.886	0.833	10	
18	910	Andrea Pirovano	ITA	Tbkart racing team srl	ITA	IKB386900 BIF470451	Tbkart/IAME/Komet	6	50.937	0.884	6	
19	854	Daniel Brozovic	DEU	TR Motorsport	DEU	ITE 42036 KBF23400	OTK/IAME/Komet	12	51.014	0.961	9	
20	888	Louis Schütze	DEU	RF Racing	DEU	ITE 17941 KBF41358	KR/IAME/Komet	13	51.042	0.989	12	
21	908	Henrikas Klepikas	LTU	Dream 2 Drive	LTU	IACS2024-ITE/005 IBL2024-KL/09	Formula K/IAME/Komet	14	51.064	1.011	9	
22	818	Matthij Vandebroek	DEU	VDB Kart Racing	DEU	ITE 11491 KBF10478	Tony Kart/IAME/Komet	16	51.123	1.070	15	
23	808	Eric Wess	DEU	Kartshop Ampfing	DEU	NKA38485 KBF25142	Drago Corse/IAME/Komet	15	51.202	1.149	15	
24	834	Moritz Schwing	DEU	Team NKS	DEU	ITE 12057 KBF29153	DR/IAME/Komet	12	51.457	1.404	9	
25	980	Benno Drelok	DEU	Rocco Drelok	DEU	NKA10580 BEK1204567	Tony Kart/IAME/Komet	15	51.628	1.575	15	
26	872	Tobias Burgstahler	DEU	ADAC Württemberg e.V. Stern Motorsport	DEU	NKA38364 KBF38195	KR/IAME/Komet	12	51.760	1.707	10	


Timekeeper
M.Riehmers

Race Director
H.Seidel

Page 1/1

These results are provisional until the conclusion of any judicial and technical matters!

Printed: 14.06.2024 / 15:37



X30 SENIOR

Test-Session 3 odd

Track length: 1.190 Km
Session Started: 15:30:02
Best Lap by: 911 - Clement Outran - 49.811

Rank	#	Driver	Nat	Sponsor Entrant	Nat	License E-License	Make	laps	Best Lap	Diff	In Lap	Penalty
1	911	Clement Outran	FRA	Tbkart racing team srl	ITA	IABS126421 BIF126421	Tbkart /IAME/Komet	13	49.811		10	
2	823	Jason Bralic	NLD	SIM-ON	DEU	ITG46957 KBF39246	Kosmic/IAME/Komet	13	49.819	0.008	4	
3	909	Kyuhu Lee	KOR	EGP Racing Team	BEL	IAASDK018508 IBL912001	Tony Kart/IAME/Komet	14	49.829	0.018	11	
4	895	Phil Colin Streng	DEU	ADAC Württemberg e.V. Ebert Motorsport	DEU	ITE42785 EL38528	LN/IAME/Komet	15	49.983	0.172	11	
5	913	Leonardo Longoni	ITA	Tbkart racing team srl	ITA	IKB451116 BIF470451	Tbkart/IAME/Komet	13	49.989	0.178	5	
6	885	Carl Luthardt	DEU	TB Racing Team	DEU	ITE 37029 KBF38262	KR/IAME/Komet	16	49.990	0.179	13	
7	877	Niklas Hirsch	DEU	MSC-Langenfeld e. V. im ADAC SIM-ON	DEU	ITF39320 KBF39246	Kosmic/IAME/Komet	12	50.036	0.225	9	
8	887	Torben Gröndahl	DEU	MSC Groß Dölln e.V. im ADAC CV Performance Group	DEU	ITC-C14120 BIF38321	KR/IAME/Komet	15	50.081	0.270	15	
9	815	Moritz Wolber	DEU	ADAC Südbaden e.V. NEES RACING	DEU	NKA16641 BIF17863	Maranello/IAME/Komet	16	50.137	0.326	4	
10	903	Kevin Lantinga	NLD	J.K. Lantinga	NLD	ITE42585 30038	Croc Promotion/IAME/Komet	9	50.141	0.330	7	
11	835	Jarno Wiese	DEU	VDB Kart Racing	DEU	ITE 40767 KBF10478	OTK/IAME/Komet	11	50.185	0.374	9	
12	917	Colin Würthenberger	DEU	PCH Racing	DEU	IKC12514 KBF39956	Tony Kart/IAME/Komet	15	50.194	0.383	3	
13	821	Manuel Wagner	DEU	RS-Motorsport	DEU	ITE 39259 KBF40372	CRG/IAME/Komet	15	50.205	0.394	11	
14	833	Jannik Remmert	DEU	VDB Kart Racing	DEU	ITE19994 KBF10478	Tony Kart/IAME/Komet	15	50.232	0.421	11	
15	809	Luis Esser	DEU	RMW Motorsport	DEU	ITE 11661 KBF39010	OTK/IAME/Komet	9	50.266	0.455	7	
16	829	Lutz Ohsenbrink	DEU	KSL Racing Team	DEU	ITE40759 KBF1304585	Alonso/IAME/Komet	16	50.299	0.488	15	
17	807	Marlon Vatter	DEU	AT Motorsport	DEU	ITF38543 KBF38543	Exprit/IAME/Komet	16	50.442	0.631	12	
18	827	Julius Berthold	DEU	TB Racing Team	DEU	ITF38613 KBF38262	KR/IAME/Komet	17	50.524	0.713	13	
19	845	Jan Waibel	DEU	ADAC Mittelrhein e.V. VDB Kart Racing	DEU	NKA12495 KBF10478	Tony Kart/IAME/Komet	17	50.546	0.735	12	
20	881	Jacob Trost	DEU	ADAC Hessen-Thüringen e.V. DUTT MOTORSPORT by FENSTER.COM	LUX	NKA41233 IDCK867	Tony Kart/IAME/Komet	16	50.749	0.938	14	
21	811	Karl Schmiederer	DEU	RS-Motorsport	DEU	ITE39775 KBF40372	CRG/IAME/Komet	15	50.766	0.955	15	
22	817	Maximilian Engelstädter	DEU	Dörr Motorsport	DEU	NKA40565 BIF38420	KR/IAME/Komet	15	50.818	1.007	6	
23	915	Cristian Vergani	ITA	Tbkart racing team srl	ITA	452954 BIF470451	Tbkart/IAME/Komet	12	50.882	1.071	12	
24	843	Luis Simon	DEU	PCH Racing	DEU	NKA36581 KBF39956	LN/IAME/Komet	14	50.898	1.087	5	
25	899	Luke Neubauer	DEU	AT Motorsport	DEU	NKA16390 KBF38996	OTK/IAME/Komet	17	50.947	1.136	13	

Timekeeper
M.Riehmers

Race Director
H.Seidel

These results are provisional until the conclusion of any judicial and technical matters!

Printed: 14.06.2024 / 15:46

INT. ADAC Kartrennen Wackersdorf

X30 SENIOR

Pro Kart Raceland Wackersdorf 1,190 Km

Test-Session 3 odd

14.06.2024 15:30

Practice (15:00 Time) started at 15:30:02

Lap	Time of Day	Lap Tm	Diff	S1 Tm	S2 Tm	S3 Tm
(911) Clement Outran						
1	15:34:24.160	51.060	+1.249	18.820	16.583	15.657
2	15:35:14.471	50.311	+0.500	18.495	16.257	15.559
3	15:36:04.440	49.969	+0.158	18.355	16.158	15.456
4	15:36:54.825	50.385	+0.574	18.358	16.460	15.567
5	15:37:44.657	49.892	+0.021	18.186	16.134	15.512
6	15:38:34.746	50.089	+0.278	18.228	16.301	15.560
7	15:39:24.579	49.833	+0.022	18.184	16.092	15.557
8	15:40:14.484	49.905	+0.094	18.296	16.060	15.549
9	15:41:04.562	50.078	+0.267	18.242	16.306	15.530
10	15:41:54.373	49.811		18.244	16.057	15.510
11	15:42:45.108	50.735	+0.924	18.359	16.361	16.015
12	15:44:15.880	1:30.772	+40.961	58.729	16.351	15.692
13	15:45:05.826	49.946	+0.135	18.266	16.114	15.566

Lap	Time of Day	Lap Tm	Diff	S1 Tm	S2 Tm	S3 Tm
(823) Jason Bralic						
1	15:35:41.555	51.803	+1.984	19.257	16.769	15.777
2	15:36:32.972	51.417	+1.598	19.098	16.524	15.795
3	15:37:23.007	50.035	+0.216	18.284	16.209	15.542
4	15:38:12.826	49.819		18.207	16.108	15.504
5	15:39:02.715	49.889	+0.070	18.188	16.113	15.588
6	15:39:52.582	49.867	+0.048	18.187	16.106	15.574
7	15:40:42.660	50.078	+0.259	18.354	16.166	15.558
8	15:41:32.595	49.935	+0.116	18.232	16.103	15.600
9	15:42:22.619	50.024	+0.205	18.159	16.160	15.705
10	15:43:12.487	49.868	+0.049	18.220	16.125	15.523
11	15:44:02.364	49.877	+0.058	18.153	16.212	15.512
12	15:44:52.283	49.919	+0.100	18.152	16.144	15.623
13	15:45:42.812	50.529	+0.710	18.555	16.290	15.684

Lap	Time of Day	Lap Tm	Diff	S1 Tm	S2 Tm	S3 Tm
(909) Kyuho Lee						
1	15:34:30.107	53.076	+3.247	19.757	16.834	16.485
2	15:35:21.096	50.989	+1.160	18.688	16.493	15.808
3	15:36:11.280	50.184	+0.355	18.437	16.213	15.534
4	15:37:01.363	50.083	+0.254	18.397	16.178	15.508
5	15:37:51.351	49.988	+0.159	18.295	16.127	15.566
6	15:38:41.569	50.218	+0.389	18.427	16.121	15.670
7	15:39:31.594	50.025	+0.196	18.279	16.179	15.567
8	15:40:21.667	50.073	+0.244	18.332	16.129	15.612
9	15:41:11.594	49.927	+0.098	18.310	16.137	15.480
10	15:42:01.435	49.841	+0.012	18.218	16.051	15.572
11	15:42:51.264	49.829		18.232	16.107	15.690
12	15:43:41.420	50.156	+0.327	18.467	16.119	15.570
13	15:44:31.483	50.063	+0.234	18.325	16.159	15.579
14	15:45:21.411	49.928	+0.099	18.309	16.107	15.512

Lap	Time of Day	Lap Tm	Diff	S1 Tm	S2 Tm	S3 Tm
(895) Phil Colin Strenge						
1	15:31:52.428	51.354	+1.371	18.848	16.595	15.911
2	15:32:42.720	50.292	+0.309	18.448	16.179	15.665
3	15:33:34.552	51.832	+1.849	18.466	17.224	16.142
4	15:34:24.582	50.090	+0.047	18.326	16.099	15.605
5	15:35:14.648	50.066	+0.083	18.370	16.085	15.611
6	15:36:04.828	50.180	+0.197	18.397	16.250	15.533
7	15:36:56.105	51.277	+1.294	18.258	16.302	16.717
8	15:39:14.397	2:18.292	+1:28.309	1:46.096	16.488	15.708
9	15:40:04.555	50.158	+0.175	18.381	16.160	15.617
10	15:40:54.655	50.100	+0.117	18.391	16.087	15.622
11	15:41:44.638	49.983		18.337	16.028	15.618
12	15:42:34.849	50.211	+0.228	18.326	16.178	15.707
13	15:43:25.013	50.164	+0.181	18.271	16.124	15.769
14	15:44:15.138	50.125	+0.142	18.354	16.081	15.690
15	15:45:05.824	50.686	+0.703	18.313	16.061	16.312

Lap	Time of Day	Lap Tm	Diff	S1 Tm	S2 Tm	S3 Tm
(913) Leonardo Longoni						
1	15:34:27.096	52.657	+2.668	19.379	16.640	16.638
2	15:35:18.598	51.502	+1.513	18.783	16.415	16.304
3	15:36:08.974	50.376	+0.387	18.542	16.166	15.668
4	15:36:59.096	50.122	+0.133	18.414	16.159	15.549
5	15:37:49.085	49.989		18.335	16.075	15.579
6	15:38:39.125	50.040	+0.051	18.256	16.168	15.616
7	15:39:30.069	50.944	+0.955	18.404	16.308	16.232
8	15:40:56.490	1:26.421	+36.432	54.402	16.308	15.711
9	15:41:46.808	50.318	+0.329	18.439	16.210	15.669

Lap	Time of Day	Lap Tm	Diff	S1 Tm	S2 Tm	S3 Tm
10	15:42:37.006	50.198	+0.209	18.429	16.129	15.640
11	15:43:27.270	50.264	+0.275	18.384	16.217	15.663
12	15:44:17.846	50.576	+0.587	18.489	16.347	15.740
13	15:45:08.134	50.288	+0.299	18.447	16.203	15.638

Lap	Time of Day	Lap Tm	Diff	S1 Tm	S2 Tm	S3 Tm
(885) Carl Luthardt						
1	15:31:57.662	52.310	+2.320	19.592	16.751	15.967
2	15:32:48.508	50.846	+0.856	18.636	16.437	15.773
3	15:33:38.907	50.399	+0.409	18.489	16.197	15.713
4	15:34:29.738	50.831	+0.841	18.474	16.418	15.939
5	15:35:19.940	50.202	+0.212	18.410	16.120	15.672
6	15:36:10.245	50.305	+0.315	18.368	16.164	15.773
7	15:37:00.746	50.501	+0.511	18.336	16.139	16.026
8	15:38:42.236	1:41.490	+51.500	1:09.237	16.511	15.742
9	15:39:32.718	50.482	+0.492	18.476	16.272	15.734
10	15:40:23.045	50.327	+0.337	18.510	16.219	15.598
11	15:41:13.134	50.089	+0.099	18.392	16.165	15.532
12	15:42:03.218	50.084	+0.094	18.321	16.172	15.591
13	15:42:53.208	49.990		18.292	16.160	15.538
14	15:43:43.294	50.086	+0.096	18.367	16.139	15.580
15	15:44:33.507	50.213	+0.223	18.362	16.224	15.627
16	15:45:24.527	51.020	+1.030	18.341	16.260	16.419

Lap	Time of Day	Lap Tm	Diff	S1 Tm	S2 Tm	S3 Tm
(877) Niklas Hirsch						
1	15:36:06.084	52.533	+2.497	19.654	16.863	16.016
2	15:36:56.675	50.591	+0.555	18.559	16.287	15.745
3	15:37:46.967	50.292	+0.256	18.339	16.184	15.769
4	15:38:37.164	50.197	+0.161	18.309	16.242	15.646
5	15:39:27.276	50.112	+0.076	18.242	16.191	15.679
6	15:40:17.414	50.138	+0.102	18.296	16.191	15.651
7	15:41:07.644	50.230	+0.194	18.436	16.156	15.638
8	15:41:57.947	50.303	+0.267	18.406	16.257	15.640
9	15:42:47.983	50.036		18.295	16.143	15.598
10	15:43:38.087	50.104	+0.068	18.286	16.190	15.628
11	15:44:28.261	50.174	+0.138	18.423	16.191	15.560
12	15:45:18.361	50.100	+0.064	18.320	16.150	15.630

Lap	Time of Day	Lap Tm	Diff	S1 Tm	S2 Tm	S3 Tm
(887) Torben Gründahl						
1	15:32:09.152	51.376	+1.295	19.032	16.545	15.799
2	15:32:59.951	50.799	+0.718	18.747	16.387	15.665
3	15:33:50.107	50.156	+0.075	18.395	16.115	15.646
4	15:34:40.278	50.171	+0.090	18.420	16.206	15.545
5	15:35:30.453	50.175	+0.094	18.444	16.123	15.608
6	15:36:20.561	50.108	+0.027	18.376	16.135	15.597
7	15:37:10.776	50.215	+0.134	18.437	16.216	15.562
8	15:38:02.026	51.250	+1.169	18.504	16.610	16.136
9	15:40:20.038	2:18.012	+1:27.931	1:45.326	16.532	16.154
10	15:41:10.715	50.677	+0.596	18.719	16.285	15.673
11	15:42:00.931	50.216	+0.135	18.505	16.085	15.626
12	15:42:51.066	50.135	+0.054	18.380	16.161	15.594
13	15:43:41.672	50.606	+0.525	18.773	16.218	15.615
14	15:44:31.827	50.155	+0.074			

INT. ADAC Kartrennen Wackersdorf

X30 SENIOR

Pro Kart Racelad Wackersdorf 1,190 Km

Test-Session 3 odd

14.06.2024 15:30

Practice (15:00 Time) started at 15:30:02

Lap	Time of Day	Lap Tm	Diff	S1 Tm	S2 Tm	S3 Tm
2	15:35:17.722	50.920	+0.779	18.929	16.321	15.670
3	15:36:08.246	50.524	+0.383	18.695	16.182	15.647
4	15:36:58.621	50.375	+0.234	18.631	16.122	15.622
5	15:37:48.865	50.244	+0.103	18.584	16.072	15.588
6	15:38:39.523	50.658	+0.517	19.007	16.116	15.535
7	15:39:29.664	50.141		18.422	16.179	15.540
8	15:40:19.902	50.238	+0.097	18.482	16.168	15.588
9	15:41:10.860	50.958	+0.817	18.556	16.165	16.237

Lap	Time of Day	Lap Tm	Diff	S1 Tm	S2 Tm	S3 Tm
1	15:32:16.357	52.695	+2.429	19.424	16.751	16.520
2	15:39:01.342	64.985	+5:54.719	6:11.864	17.061	16.060
3	15:39:52.305	50.963	+0.697	18.660	16.435	15.868
4	15:40:43.103	50.798	+0.532	18.779	16.347	15.672
5	15:41:33.434	50.931	+0.065	18.380	16.226	15.725
6	15:42:23.723	50.289	+0.023	18.375	16.201	15.713
7	15:43:13.989	50.266		18.395	16.146	15.725
8	15:44:04.424	50.435	+0.169	18.362	16.365	15.708
9	15:44:55.572	51.148	+0.882	18.465	16.236	16.447

(835) Jarno Wiese

1	15:32:04.891	54.671	+4.486	19.807	16.985	17.879
2	15:37:57.101	5:52.210	+5:02.025	5:18.367	17.606	16.237
3	15:38:48.673	51.572	+1.387	18.914	16.580	16.078
4	15:39:39.224	50.551	+0.366	18.635	16.239	15.677
5	15:40:29.781	50.557	+0.372	18.542	16.316	15.699
6	15:41:20.419	50.638	+0.463	18.696	16.266	15.676
7	15:42:10.678	50.259	+0.074	18.421	16.171	15.667
8	15:43:00.977	50.299	+0.114	18.469	16.218	15.612
9	15:43:51.162	50.185		18.371	16.193	15.621
10	15:44:41.470	50.308	+0.123	18.424	16.238	15.646
11	15:45:33.573	52.103	+1.918	18.484	16.332	17.287

(829) Lutz Ohnsenbrink

1	15:31:59.735	54.657	+4.358	21.166	17.161	16.330
2	15:32:52.355	52.620	+2.321	20.010	16.713	15.897
3	15:33:44.220	51.865	+1.566	19.530	16.503	15.832
4	15:34:36.702	52.482	+2.183	19.943	16.716	15.823
5	15:35:28.228	51.526	+1.227	19.418	16.413	15.695
6	15:36:18.720	50.492	+0.193	18.549	16.255	15.688
7	15:37:09.348	50.628	+0.329	18.551	16.287	15.790
8	15:37:59.716	50.368	+0.069	18.432	16.221	15.715
9	15:38:50.254	50.538	+0.239	18.489	16.339	15.710
10	15:39:40.817	50.563	+0.264	18.718	16.182	15.663
11	15:40:32.321	51.504	+1.205	18.480	16.284	16.740
12	15:42:22.553	1:50.232	+59.933	1:17.630	16.716	15.886
13	15:43:13.197	50.644	+0.345	18.672	16.295	15.677
14	15:44:03.592	50.395	+0.096	18.377	16.340	15.678
15	15:44:53.891	50.299		18.428	16.224	15.647
16	15:45:44.268	50.377	+0.078	18.405	16.282	15.690

(917) Colin Würthenberger

1	15:32:14.344	51.331	+1.137	18.956	16.545	15.830
2	15:33:04.800	50.456	+0.262	18.522	16.232	15.702
3	15:33:54.994	50.194		18.253	16.366	15.575
4	15:34:46.521	51.527	+1.333	19.046	16.797	15.684
5	15:35:36.971	50.450	+0.256	18.454	16.364	15.632
6	15:36:27.178	50.207	+0.013	18.432	16.167	15.608
7	15:37:17.463	50.285	+0.091	18.524	16.172	15.589
8	15:38:08.648	51.185	+0.991	18.328	16.297	16.560
9	15:40:13.838	2:05.190	+1:14.996	1:32.890	16.524	15.776
10	15:41:04.948	51.110	+0.916	18.627	16.716	15.767
11	15:41:55.377	50.429	+0.235	18.477	16.311	15.641
12	15:42:45.595	50.218	+0.024	18.367	16.236	15.615
13	15:43:36.448	50.853	+0.659	18.567	16.537	15.749
14	15:44:26.889	50.441	+0.247	18.487	16.304	15.650
15	15:45:17.406	50.517	+0.323	18.450	16.268	15.799

(807) Marlon Vatter

1	15:32:35.072	51.851	+1.409	19.102	16.751	15.998
2	15:33:26.294	51.222	+0.780	18.796	16.525	15.901
3	15:34:17.119	50.825	+0.383	18.616	16.401	15.808
4	15:35:08.252	51.133	+0.691	18.915	16.403	15.815
5	15:35:58.934	50.682	+0.240	18.664	16.328	15.690
6	15:36:49.552	50.618	+0.176	18.615	16.264	15.739
7	15:37:40.165	50.613	+0.171	18.625	16.219	15.769
8	15:38:35.717	55.552	+5.110	22.015	17.762	15.775
9	15:39:26.591	50.874	+0.432	18.662	16.379	15.833
10	15:40:17.359	50.768	+0.326	18.642	16.299	15.827
11	15:41:08.168	50.809	+0.367	18.772	16.239	15.798
12	15:41:58.610	50.442		18.506	16.198	15.738
13	15:42:49.273	50.663	+0.221	18.523	16.324	15.816
14	15:43:39.794	50.521	+0.079	18.512	16.280	15.729
15	15:44:30.410	50.616	+0.174	18.495	16.385	15.736
16	15:45:21.209	50.799	+0.357	18.538	16.330	15.931

(821) Manuel Wagner

1	15:32:31.382	51.372	+1.167	18.955	16.608	15.809
2	15:33:22.282	50.900	+0.695	18.610	16.469	15.821
3	15:34:12.659	50.377	+0.172	18.420	16.342	15.615
4	15:35:03.145	50.486	+0.281	18.548	16.284	15.654
5	15:35:53.508	50.363	+0.158	18.438	16.274	15.651
6	15:36:43.761	50.253	+0.048	18.421	16.186	15.646
7	15:37:34.207	50.446	+0.241	18.527	16.290	15.629
8	15:38:25.138	50.931	+0.726	18.371	16.338	16.222
9	15:40:25.684	2:00.546	+1:10.341	1:28.197	16.539	15.810
10	15:41:15.989	50.305	+0.100	18.479	16.213	15.613
11	15:42:06.194	50.205		18.332	16.219	15.654
12	15:42:56.993	50.799	+0.594	18.346	16.386	16.067
13	15:43:47.310	50.317	+0.112	18.453	16.227	15.637
14	15:44:37.672	50.362	+0.157	18.382	16.335	15.645
15	15:45:28.587	50.915	+0.710	18.430	16.279	16.206

(827) Julius Berthold

1	15:32:05.001	54.870	+4.346	21.143	17.419	16.308
2	15:32:56.431	51.430	+0.906	19.087	16.511	15.832
3	15:33:47.910	51.479	+0.955	18.730	16.495	16.254
4	15:34:38.677	50.767	+0.243	18.731	16.324	15.712
5	15:35:29.255	50.578	+0.054	18.630	16.291	15.657
6	15:36:20.272	51.017	+0.493	18.540	16.433	16.044
7	15:37:10.844	50.572	+0.048	18.499	16.310	15.763
8	15:38:02.334	51.490	+0.966	18.772	16.741	15.977
9	15:38:53.376	51.042	+0.518	18.808	16.462	15.772
10	15:39:44.212	50.836	+0.312	18.674	16.383	15.779
11	15:40:34.890	50.678	+0.154	18.577	16.353	15.748
12	15:41:25.809	50.919	+0.395	18.544	16.511	15.864
13	15:42:16.333	50.524		18.475	16.346	15.703
14	15:43:06.937	50.604	+0.080	18.506	16.339	15.759
15	15:43:57.601	50.664	+0.140	18.547	16.369	15.748
16	15:44:48.585	50.984	+0.460	18.570	16.666	15.748
17	15:45:39.470	50.885	+0.361	18.580	16.452	15.853

(833) Jannik Remmert

1	15:31:58.478	52.085	+1.853	19.624	16.654	15.807
2	15:32:49.584	51.106	+0.874	19.054	16.370	15.682
3	15:33:39.962	50.378	+0.146	18.528	16.232	15.618
4	15:34:30.459	50.497	+0.265	18.552	16.219	15.726
5	15:35:20.833	50.374	+0.142	18.489	16.221	15.664
6	15:36:11.088	50.255	+0.023	18.539	16.147	15.569
7	15:37:01.584	50.496	+0.264	18.723	16.243	15.530
8	15:37:52.105	50.521	+0.289	18.389	16.115	16.017
9	15:39:41.358	1:49.253	+59.021	1:16.925	16.611	15.717
10	15:40:31.772	50.414	+0.182	18.573	16.222	15.619
11	15:41:22.004	50.232		18.503	16.153	15.576
12	15:42:12.246	50.242	+0.010	18.488	16.152	15.602
13	15:43:02.538	50.292	+0.060	18.451	16.173	15.668
14	15:43:52.887	50.349	+0.117	18.473	16.240	15.636
15	15:44:47.589	54.702	+4.470	18.949	17.561	18.192

(845) Jan Waibel

1	15:31:58.171	52.406	+1.860	19.760	16.756	15.890
2	15:32:50.354	52.183	+1.637	19.580	16.764	15.839
3	15:33:41.277	50.923	+0.377	18.640	16.341	15.942
4	15:34:32.077	50.800	+0.254	18.677	16.409	15.714
5	15:35:22.701	50.624	+0.078	18.643	16.305	15.676
6	15:36:13.524	50.823	+0.277	18.773	16.345	15.705

INT. ADAC Kartrennen Wackersdorf

X30 SENIOR

Pro Kart Raceland Wackersdorf 1,190 Km

Test-Session 3 odd

14.06.2024 15:30

Practice (15:00 Time) started at 15:30:02

Lap	Time of Day	Lap Tm	Diff	S1 Tm	S2 Tm	S3 Tm
9	15:38:46.064	50.802	+0.256	18.605	16.395	15.802
10	15:39:36.721	50.657	+0.111	18.539	16.358	15.760
11	15:40:27.526	50.805	+0.259	18.603	16.406	15.796
12	15:41:18.072	50.546		18.505	16.317	15.724
13	15:42:08.727	50.655	+0.109	18.442	16.397	15.816
14	15:42:59.414	50.687	+0.141	18.525	16.394	15.768
15	15:43:50.295	50.881	+0.335	18.504	16.520	15.857
16	15:44:41.153	50.858	+0.312	18.607	16.438	15.813
17	15:45:31.854	50.701	+0.155	18.542	16.365	15.794

Lap	Time of Day	Lap Tm	Diff	S1 Tm	S2 Tm	S3 Tm
12	15:45:09.013	50.882		18.570	16.448	15.864

(843) Luis Simon

1	15:32:22.273	52.696	+1.798	19.471	16.991	16.234
2	15:33:13.754	51.481	+0.583	18.901	16.608	15.972
3	15:34:04.974	51.220	+0.322	18.695	16.562	15.963
4	15:34:56.057	51.083	+0.185	18.718	16.552	15.813
5	15:35:46.955	50.898		18.823	16.328	15.747
6	15:36:39.401	52.446	+1.548	18.877	16.503	17.066
7	15:38:15.009	1:35.608	+44.710	1:02.743	16.874	15.991
8	15:39:06.325	51.316	+0.418	18.794	16.619	15.903
9	15:39:57.560	51.235	+0.337	18.851	16.477	15.907
10	15:40:49.828	52.268	+1.370	18.894	16.458	16.916
11	15:42:56.959	2:07.131	+1:16.233	1:34.197	16.768	16.166
12	15:43:48.266	51.307	+0.409	18.987	16.495	15.825
13	15:44:39.800	51.534	+0.636	18.777	16.924	15.833
14	15:45:32.490	52.690	+1.792	18.814	16.698	17.178

(881) Jacob Trost

1	15:32:05.870	51.955	+1.206	19.177	16.775	16.003
2	15:32:57.186	51.316	+0.567	18.890	16.609	15.817
3	15:33:48.241	51.055	+0.306	18.589	16.707	15.759
4	15:34:39.117	50.876	+0.127	18.612	16.533	15.731
5	15:35:29.949	50.832	+0.083	18.480	16.386	15.966
6	15:36:20.847	50.898	+0.149	18.488	16.294	16.116
7	15:37:11.681	50.834	+0.085	18.543	16.520	15.771
8	15:38:02.865	51.184	+0.435	18.632	16.468	16.084
9	15:38:53.890	51.025	+0.276	18.687	16.569	15.769
10	15:39:45.246	51.356	+0.607	18.550	16.699	16.107
11	15:40:36.053	50.807	+0.058	18.624	16.427	15.756
12	15:41:26.843	50.790	+0.041	18.601	16.415	15.774
13	15:42:17.854	51.011	+0.262	18.661	16.473	15.877
14	15:43:08.603	50.749		18.627	16.326	15.796
15	15:43:59.622	51.019	+0.270	18.668	16.452	15.899
16	15:44:51.074	51.452	+0.703	18.629	16.397	16.426

(899) Luke Neubauer

1	15:32:01.731	52.371	+1.424	19.460	16.907	16.004
2	15:32:53.554	51.823	+0.876	18.843	16.957	16.023
3	15:33:45.035	51.481	+0.534	18.809	16.744	15.928
4	15:34:36.516	51.481	+0.534	18.978	16.743	15.760
5	15:35:27.626	51.110	+0.163	18.732	16.600	15.778
6	15:36:18.576	50.950	+0.003	18.670	16.507	15.773
7	15:37:10.132	51.556	+0.609	18.888	16.824	15.844
8	15:38:02.272	52.140	+1.193	18.733	17.248	16.159
9	15:38:53.623	51.351	+0.404	19.061	16.608	15.682
10	15:39:45.341	51.718	+0.771	18.549	17.009	16.160
11	15:40:36.645	51.304	+0.357	18.987	16.528	15.789
12	15:41:27.706	51.061	+0.114	18.581	16.621	15.859
13	15:42:18.653	50.947		18.594	16.539	15.814
14	15:43:09.637	50.984	+0.037	18.628	16.551	15.805
15	15:44:00.934	51.297	+0.350	18.636	16.842	15.819
16	15:44:52.068	51.134	+0.187	18.591	16.749	15.794
17	15:45:45.526	53.458	+2.511	19.255	16.790	17.413

(811) Karl Schmiederer

1	15:32:30.776	52.123	+1.357	19.212	16.871	16.040
2	15:33:22.216	51.440	+0.674	18.863	16.642	15.935
3	15:34:13.420	51.204	+0.438	18.821	16.605	15.778
4	15:35:04.498	51.078	+0.312	18.689	16.572	15.817
5	15:35:55.405	50.907	+0.141	18.729	16.420	15.758
6	15:36:46.305	50.900	+0.134	18.647	16.493	15.760
7	15:37:37.232	50.927	+0.161	18.715	16.384	15.828
8	15:38:29.377	52.145	+1.379	18.701	16.459	16.985
9	15:40:13.397	1:44.020	+53.254	1:11.362	16.686	15.972
10	15:41:04.545	51.148	+0.382	18.853	16.471	15.824
11	15:41:55.934	51.389	+0.623	19.150	16.453	15.786
12	15:42:46.784	50.850	+0.084	18.668	16.409	15.773
13	15:43:37.798	51.014	+0.248	18.722	16.409	15.883
14	15:44:28.950	51.152	+0.386	19.041	16.379	15.732
15	15:45:19.716	50.766		18.712	16.368	15.686


(817) Maximilian Engelstädter

1	15:32:22.365	54.686	+3.868	20.472	17.453	16.761
2	15:33:14.526	52.161	+1.343	19.381	16.744	16.036
3	15:34:05.717	51.191	+0.373	18.778	16.518	15.895
4	15:34:57.025	51.308	+0.490	18.680	16.613	16.015
5	15:35:48.426	51.401	+0.583	18.677	16.764	15.960
6	15:36:39.244	50.818		18.657	16.394	15.867
7	15:37:30.374	51.130	+0.312	18.724	16.532	15.874
8	15:38:21.600	51.226	+0.408	18.862	16.487	15.877
9	15:39:13.435	51.835	+1.017	18.731	16.501	16.603
10	15:41:02.413	1:48.978	+58.160	1:15.926	16.953	16.099
11	15:41:53.825	51.412	+0.594	18.831	16.624	15.957
12	15:42:45.168	51.343	+0.525	18.787	16.712	15.844
13	15:43:36.890	51.722	+0.904	19.232	16.636	15.854
14	15:44:27.863	50.973	+0.155	18.677	16.503	15.793
15	15:45:19.129	51.266	+0.448	18.901	16.577	15.788

(915) Cristian Vergani

1	15:34:30.655	53.257	+2.375	19.810	17.264	16.183
2	15:35:22.137	51.482	+0.600	18.864	16.581	16.037
3	15:36:14.603	52.466	+1.584	19.485	16.585	16.396
4	15:37:09.576	54.973	+4.091	19.762	17.975	17.236
5	15:38:03.176	53.600	+2.718	20.289	16.716	16.595
6	15:38:55.021	51.845	+0.963	19.158	16.614	16.073
7	15:39:46.480	51.459	+0.577	18.954	16.505	16.000
8	15:40:39.126	52.646	+1.764	19.104	16.568	16.974
9	15:42:35.121	1:55.995	+1:05.113	1:21.014	17.326	17.655
10	15:43:26.673	51.552	+0.670	18.608	16.676	16.268
11	15:44:18.131	51.458	+0.576	18.931	16.621	15.906

Orbits



X30 SENIOR

Test-Session 4 even

Track length: 1.190 Km

Session Started: 17:55:51

Best Lap by: 822 - Elia Weiss - 49.642

Rank	#	Driver	Nat	Sponsor Entrant	Nat	License E-License	Make	laps	Best Lap	Diff	In Lap	Penalty
1	822	Elia Weiss	DEU	DSK e.V. Ja zum Motorsport SIM-ON	DEU	ITG38504 KBF39246	Kosmic/IAME/Komet	13	49.642		6	
2	802	Nando Weixelbaumer	AUT	Valier Motorsport	DEU	ITEJK2078 KBF39300	Energy/IAME/Komet	14	49.941	0.299	9	
3	910	Andrea Pirovano	ITA	Tbkart racing team srl	ITA	IKB386900 BIF470451	Tbkart/IAME/Komet	15	49.986	0.344	13	
4	810	Daniel Guinchard	GBR	SFR Motorsport	GBR	ITC-C292117 IBL368379	KR/IAME/Komet	13	50.007	0.365	6	
5	914	Cristian Biasatti	ITA	Tbkart racing team srl	ITA	IKB448719 BIF3401414487	Tbkart/IAME/Komet	17	50.030	0.388	9	
6	820	Felix Maurer	DEU	DUTT MOTORSPORT by FENSTER.com	LUX	NKA41244 IBLK867	Tony Kart/IAME/Komet	14	50.077	0.435	14	
7	854	Daniel Brozovic	DEU	TR Motorsport	DEU	ITE 42036 KBF23400	OTK/IAME/Komet	17	50.081	0.439	7	
8	916	Roxanne Lantinga	NLD	Lantinga	NLD	IABS44775 30038	Tony Kart/IAME/Komet	15	50.092	0.450	6	
9	844	Kevin Wagner	DEU	MSC-Langenfeld e. V. im ADAC TB Racing Team	DEU	ITE 11828 KBF38262	KR/IAME/Komet	15	50.103	0.461	8	
10	830	Max Hezel	DEU	ADAC Hessen-Thüringen e.V. CV Performance Group	DEU	ITF38265 BIF38321	KR/IAME/Komet	15	50.128	0.486	5	
11	812	Rocco Curcio	DEU	Valier Motorsport	DEU	ITE29607 KBF15727	Energy/IAME/Komet	14	50.199	0.557	7	
12	890	Leonard Hocker	DEU	RS-Motorsport	DEU	NKA22440 KBF40372	CRG/IAME/Komet	16	50.220	0.578	16	
13	864	Marc Gerstenkorn	CHE	Kartshop Ampfing	DEU	ITF375 BIF25142	Drago Corse/IAME/Komet	16	50.225	0.583	14	
14	876	Cemil Bayyati	DEU	Dörr Motorsport	DEU	ITG15366 BIF38420	KR/IAME/Komet	7	50.257	0.615	5	
15	884	Davin Singer	DEU	ADAC Südbaden e.V. CV Performance Group	DEU	ITE 23384 BIF38321	KR/IAME/Komet	15	50.289	0.647	5	
16	806	Moritz Fischer	DEU	ADAC Pfalz e.V. DUTT MOTORSP. by FENSTER.COM	LUX	NKA26409 IBLK867	Tony Kart/IAME/Komet	15	50.336	0.694	7	
17	888	Louis Schütze	DEU	RF Racing	DEU	ITE 17941 KBF41358	KR/IAME/Komet	14	50.365	0.723	5	
18	816	Elias Schorneck	DEU	VDB Kart Racing	DEU	ITE40538 KBF10478	Tony Kart/IAME/Komet	13	50.432	0.790	12	
19	836	Max Ohsenbrink	DEU	KSL Racing Team	DEU	ITE18670 KBF1304585	Alonso/IAME/Komet	15	50.446	0.804	6	
20	834	Moritz Schwing	DEU	Team NKS	DEU	ITE 12057 KBF29153	DR/IAME/Komet	17	50.540	0.898	14	
21	908	Henrikas Klepikas	LTU	Dream 2 Drive	LTU	IACS2024-ITE/005 IBL2024-KL/09	Formula K/IAME/Komet	15	50.576	0.934	13	
22	808	Eric Wess	DEU	Kartshop Ampfing	DEU	NKA38485 KBF25142	Drago Corse/IAME/Komet	16	50.619	0.977	5	
23	980	Benno Drelok	DEU	Rocco Drelok	DEU	NKA10580 BEK1204567	Tony Kart/IAME/Komet	15	50.977	1.335	6	
24	818	Matthy Vandebroek	DEU	VDB Kart Racing	DEU	ITE 11491 KBF10478	Tony Kart/IAME/Komet	16	51.096	1.454	3	
25	872	Tobias Burgstahler	DEU	ADAC Württemberg e.V. Stern Motorsport	DEU	NKA38364 KBF38195	KR/IAME/Komet	16	51.628	1.986	5	
26	898	Hawk Baylaan White	GBR	AT Motorsport	DEU	ITE40903 BIC38996	Exprit/IAME/Komet	0			0	


Timekeeper
M.Riehmers

Race Director
H.Seidel

Page 1/1

These results are provisional until the conclusion of any judicial and technical matters!

Printed: 14.06.2024 / 18:12



INT. ADAC Kartrennen Wackersdorf

X30 SENIOR

Pro Kart Raceland Wackersdorf 1,190 Km

Test-Session 4 even

14.06.2024 17:50

Practice (15:00 Time) started at 17:55:51

Lap	Time of Day	Lap Tm	Diff	S1 Tm	S2 Tm	S3 Tm
(822) Elia Weiss						
1	17:59:18.129	51.237	+1.595	18.854	16.523	15.860
2	18:00:08.628	50.499	+0.857	18.513	16.302	15.684
3	18:00:58.574	49.946	+0.304	18.271	16.121	15.554
4	18:01:48.491	49.917	+0.275	18.273	16.088	15.556
5	18:02:38.198	49.707	+0.065	18.166	16.006	15.535
6	18:03:27.840	49.642		18.178	16.011	15.453
7	18:04:17.662	49.822	+0.180	18.077	16.150	15.595
8	18:05:08.343	50.681	+1.039	18.156	16.212	16.313
9	18:06:49.604	1:41.261	+51.619	1:09.305	16.316	15.640
10	18:07:39.599	49.995	+0.353	18.207	16.154	15.634
11	18:08:29.536	49.937	+0.295	18.194	16.061	15.682
12	18:09:19.450	49.914	+0.272	18.219	16.103	15.592
13	18:10:11.030	51.580	+1.938	18.332	16.269	16.979

Lap	Time of Day	Lap Tm	Diff	S1 Tm	S2 Tm	S3 Tm
(802) Nando Weixelbaumer						
1	17:59:27.315	51.378	+1.437	19.234	16.435	15.709
2	18:00:17.796	50.481	+0.540	18.619	16.201	15.661
3	18:01:07.992	50.196	+0.255	18.439	16.183	15.574
4	18:01:58.209	50.217	+0.276	18.464	16.118	15.635
5	18:02:48.354	50.145	+0.204	18.439	16.107	15.599
6	18:03:38.404	50.050	+0.109	18.298	16.121	15.631
7	18:04:28.429	50.025	+0.084	18.232	16.112	15.681
8	18:05:18.453	50.024	+0.083	18.378	16.006	15.640
9	18:06:08.394	49.941		18.311	16.049	15.581
10	18:06:58.444	50.050	+0.109	18.302	16.027	15.721
11	18:07:48.485	50.041	+0.100	18.304	16.117	15.620
12	18:08:38.462	49.977	+0.036	18.257	16.102	15.618
13	18:09:28.563	50.101	+0.160	18.330	16.157	15.614
14	18:10:19.281	50.718	+0.777	18.264	16.063	16.391

Lap	Time of Day	Lap Tm	Diff	S1 Tm	S2 Tm	S3 Tm
(910) Andrea Pirovano						
1	17:58:06.444	53.307	+3.321	20.575	16.797	15.935
2	17:58:57.231	50.787	+0.801	18.615	16.463	15.709
3	17:59:47.616	50.385	+0.399	18.445	16.310	15.630
4	18:00:38.276	50.660	+0.674	18.868	16.214	15.578
5	18:01:28.356	50.080	+0.094	18.390	16.128	15.562
6	18:02:18.553	50.197	+0.211	18.396	16.157	15.644
7	18:03:08.872	50.319	+0.333	18.582	16.137	15.600
8	18:03:59.050	50.178	+0.192	18.379	16.128	15.671
9	18:04:49.280	50.230	+0.244	18.395	16.160	15.675
10	18:05:39.448	50.168	+0.182	18.356	16.146	15.666
11	18:06:29.717	50.269	+0.283	18.473	16.108	15.688
12	18:07:20.378	50.661	+0.675	18.713	16.318	15.630
13	18:08:10.364	49.986		18.274	16.119	15.593
14	18:09:00.406	50.042	+0.056	18.283	16.174	15.585
15	18:09:51.551	51.145	+1.159	18.397	16.142	16.606

Lap	Time of Day	Lap Tm	Diff	S1 Tm	S2 Tm	S3 Tm
(810) Daniel Guinchard						
1	17:59:29.550	51.297	+1.290	18.940	16.504	15.853
2	18:00:20.107	50.557	+0.550	18.583	16.301	15.673
3	18:01:10.394	50.287	+0.280	18.434	16.222	15.631
4	18:02:00.539	50.145	+0.138	18.353	16.155	15.637
5	18:02:50.665	50.126	+0.119	18.352	16.156	15.618
6	18:03:40.672	50.007		18.280	16.149	15.578
7	18:04:30.751	50.079	+0.072	18.274	16.172	15.633
8	18:05:21.301	50.550	+0.543	18.336	16.128	16.086
9	18:06:11.714	2:42.413	+1:52.406	2:10.183	16.421	15.809
10	18:08:54.090	50.376	+0.369	18.438	16.237	15.701
11	18:09:44.312	50.222	+0.215	18.412	16.135	15.675
12	18:10:34.534	50.222	+0.215	18.384	16.160	15.678
13	18:11:24.818	50.284	+0.277	18.383	16.175	15.726

Lap	Time of Day	Lap Tm	Diff	S1 Tm	S2 Tm	S3 Tm
(914) Cristian Biasatti						
1	17:58:06.225	53.301	+3.271	20.431	16.787	16.083
2	17:58:57.012	50.787	+0.757	18.687	16.334	15.766
3	17:59:47.463	50.451	+0.421	18.501	16.268	15.682
4	18:00:37.648	50.185	+0.155	18.364	16.171	15.650
5	18:01:27.945	50.297	+0.267	18.380	16.247	15.670
6	18:02:18.271	50.326	+0.296	18.409	16.157	15.760
7	18:03:08.788	50.517	+0.487	18.580	16.252	15.685
8	18:03:59.396	50.608	+0.578	18.730	16.176	15.702
9	18:04:49.426	50.030		18.317	16.165	15.548

Lap	Time of Day	Lap Tm	Diff	S1 Tm	S2 Tm	S3 Tm
10	18:05:39.748	50.322	+0.292	18.494	16.178	15.650
11	18:06:29.857	50.109	+0.079	18.360	16.177	15.572
12	18:07:19.987	50.130	+0.100	18.295	16.195	15.640
13	18:08:10.078	50.091	+0.061	18.317	16.123	15.651
14	18:09:00.235	50.157	+0.127	18.361	16.154	15.642
15	18:09:50.343	50.108	+0.078	18.362	16.124	15.622
16	18:10:40.502	50.159	+0.129	18.369	16.151	15.639
17	18:11:30.601	50.099	+0.069	18.327	16.146	15.626

Lap	Time of Day	Lap Tm	Diff	S1 Tm	S2 Tm	S3 Tm
(820) Felix Maurer						
1	17:58:24.203	51.976	+1.899	19.305	16.806	15.865
2	17:59:14.829	50.626	+0.549	18.587	16.398	15.641
3	18:00:05.162	50.333	+0.256	18.437	16.284	15.612
4	18:00:55.352	50.190	+0.113	18.434	16.147	15.609
5	18:01:45.541	50.189	+0.112	18.422	16.188	15.579
6	18:02:35.675	50.134	+0.057	18.368	16.184	15.582
7	18:03:26.716	51.041	+0.964	18.404	16.212	16.425
8	18:04:17.312	2:57.596	+2:07.519	2:25.029	16.652	15.915
9	18:05:07.482	50.517	+0.440	18.549	16.368	15.600
10	18:05:57.128	50.299	+0.222	18.455	16.248	15.596
11	18:06:47.272	50.144	+0.067	18.325	16.237	15.582
12	18:07:37.459	50.187	+0.110	18.350	16.233	15.604
13	18:08:27.587	50.128	+0.051	18.395	16.173	15.560
14	18:09:17.664	50.077		18.319	16.193	15.565

Lap	Time of Day	Lap Tm	Diff	S1 Tm	S2 Tm	S3 Tm
(854) Daniel Brozovic						
1	17:57:55.898	52.277	+2.196	19.377	16.927	15.973
2	17:58:46.810	50.912	+0.831	18.679	16.413	15.820
3	17:59:37.350	50.540	+0.459	18.605	16.265	15.670
4	18:00:28.005	50.655	+0.574	18.592	16.316	15.747
5	18:01:18.289	50.284	+0.203	18.436	16.196	15.652
6	18:02:08.654	50.365	+0.284	18.517	16.212	15.636
7	18:02:58.735	50.081		18.367	16.081	15.633
8	18:03:48.938	50.203	+0.122	18.397	16.214	15.592
9	18:04:39.188	50.250	+0.169	18.355	16.196	15.699
10	18:05:29.346	50.158	+0.077	18.372	16.134	15.652
11	18:06:19.677	50.331	+0.250	18.421	16.258	15.652
12	18:07:09.952	50.275	+0.194	18.428	16.217	15.630
13	18:08:00.209	50.257	+0.176	18.437	16.162	15.658
14	18:08:50.523	50.314	+0.233	18.453	16.208	15.653
15	18:09:40.815	50.292	+0.211	18.436	16.218	15.638
16	18:10:31.162	50.347	+0.266	18.466	16.185	15.696
17	18:11:21.671	50.509	+0.428	18.538	16.236	15.735

Lap	Time of Day	Lap Tm	Diff	S1 Tm	S2 Tm	S3 Tm
(916) Roxanne Lantinga						
1	17:59:08.178	51.724	+1.632	19.087	16.866	15.771
2	17:59:59.421	51.243	+1.151	18.558	16.861	15.824
3	18:00:50.267	50.846	+0.754	18.876	16.414	15.556
4	18:01:40.411	50.144	+0.052	18.374	16.230	15.540
5	18:02:31.005	50.594	+0.502	18.477	16.463	15.654
6	18:03:21.097	50.092		18.302	16.230	15.560
7	18:04:11.841	50.744	+0.652	18.634	16.427	15.683
8	18:05:02.044	50.203	+0.111	18.271	16.299	15.633
9	18:05:52.224	50.180	+0.088	18.258	16.224	15.698
10	18:06:42.543	50.319	+0.227	18.236	16.295	15.788
11	18:07:32.721	50.178	+0.086	18.297	16.266	15.615
12	18:08:22.971	50.250	+0.158	18.223	16.342	15.685
13	18:09:13.546	50.575	+0.483	18.451	16.372	15.752
14	18:10:04.173	50.627	+0.535	18.722	16.295	15.610
15	18:10:54.392	50.219	+0.127	18.322	16.283	15.614

Lap	Time of Day	Lap Tm	Diff	S1 Tm	S2 Tm	S3 Tm
(844) Kevin Wagner						
1	17:57:44.191	51.967	+1.864			

INT. ADAC Kartrennen Wackersdorf

X30 SENIOR

Pro Kart Raceland Wackersdorf 1,190 Km

Test-Session 4 even

14.06.2024 17:50

Practice (15:00 Time) started at 17:55:51

Lap	Time of Day	Lap Tm	Diff	S1 Tm	S2 Tm	S3 Tm
13	18:09:27.576	50.307	+0.204	18.451	16.243	15.613
14	18:10:17.865	50.289	+0.186	18.470	16.237	15.582
15	18:11:08.090	50.225	+0.122	18.408	16.241	15.576

Lap	Time of Day	Lap Tm	Diff	S1 Tm	S2 Tm	S3 Tm
1	17:58:18.505	52.095	+1.838	19.441	16.739	15.915
2	17:59:09.174	50.669	+0.412	18.585	16.416	15.668
3	17:59:59.588	50.414	+0.157	18.483	16.294	15.637
4	18:00:50.059	50.471	+0.214	18.578	16.291	15.602
5	18:01:40.316	50.257		18.317	16.255	15.685
6	18:02:31.983	51.667	+1.410	18.390	16.305	16.972
7	18:04:12.151	1:40.168	+49.911	1:07.482	16.794	15.892

(830) Max Hezel

1	17:57:45.883	52.019	+1.891	19.280	16.765	15.974
2	17:58:37.103	51.220	+1.092	18.695	16.558	15.967
3	17:59:27.742	50.639	+0.511	18.576	16.316	15.747
4	18:00:18.198	50.456	+0.328	18.428	16.410	15.618
5	18:01:08.326	50.123		18.334	16.143	15.651
6	18:01:58.627	50.301	+0.173	18.474	16.243	15.584
7	18:02:48.840	50.213	+0.085	18.424	16.223	15.566
8	18:03:38.997	50.157	+0.029	18.359	16.209	15.589
9	18:04:29.236	50.239	+0.111	18.373	16.209	15.657
10	18:05:20.057	50.821	+0.693	18.420	16.240	16.161
11	18:07:45.919	2:25.862	+1:35.734	1:53.634	16.502	15.726
12	18:08:36.396	50.477	+0.349	18.451	16.340	15.686
13	18:09:26.819	50.423	+0.295	18.434	16.319	15.670
14	18:10:17.222	50.403	+0.275	18.424	16.306	15.673
15	18:11:08.370	51.148	+1.020	18.465	16.247	16.436

(884) Davin Singer

1	17:57:46.127	51.948	+1.659	19.303	16.673	15.972
2	17:58:37.553	51.426	+1.137	18.695	16.644	16.087
3	17:59:28.342	50.789	+0.500	18.637	16.443	15.709
4	18:00:18.801	50.459	+0.170	18.486	16.350	15.623
5	18:01:09.090	50.259		18.409	16.238	15.642
6	18:01:59.548	50.458	+0.169	18.444	16.336	15.678
7	18:02:49.899	50.351	+0.062	18.446	16.259	15.646
8	18:03:40.503	50.604	+0.315	18.459	16.405	15.740
9	18:04:31.269	50.766	+0.477	18.790	16.285	15.691
10	18:05:21.690	50.421	+0.132	18.477	16.276	15.668
11	18:06:13.399	51.709	+1.420	18.488	16.398	16.823
12	18:08:47.460	2:34.061	+1:43.772	2:01.632	16.568	15.861
13	18:09:38.214	50.754	+0.465	18.534	16.436	15.784
14	18:10:29.067	50.853	+0.564	18.595	16.436	15.822
15	18:11:20.529	51.462	+1.173	18.532	16.499	16.431

(812) Rocco Curcio

1	17:59:30.919	52.066	+1.867	19.420	16.677	15.969
2	18:00:21.754	50.835	+0.636	18.702	16.348	15.785
3	18:01:12.258	50.504	+0.305	18.540	16.213	15.751
4	18:02:02.778	50.520	+0.321	18.434	16.283	15.803
5	18:02:53.103	50.325	+0.126	18.378	16.199	15.748
6	18:03:43.339	50.236	+0.037	18.370	16.161	15.705
7	18:04:33.538	50.199		18.369	16.134	15.696
8	18:05:23.785	50.247	+0.048	18.362	16.195	15.690
9	18:06:14.089	50.304	+0.105	18.381	16.202	15.721
10	18:07:04.545	50.456	+0.267	18.472	16.228	15.756
11	18:07:55.491	50.946	+0.747	18.395	16.217	16.334
12	18:09:19.703	1:24.212	+34.013	43.682	20.615	19.915
13	18:10:17.064	57.361	+7.162	18.877	16.348	22.136
14	18:11:09.468	52.404	+2.205	20.294	16.361	15.749

(806) Moritz Fischer

1	17:58:17.465	51.845	+1.509	19.175	16.790	15.880
2	17:59:08.411	50.946	+0.610	18.671	16.493	15.782
3	17:59:59.257	50.846	+0.510	18.485	16.593	15.768
4	18:00:49.668	50.411	+0.075	18.471	16.303	15.637
5	18:01:40.060	50.392	+0.056	18.417	16.302	15.673
6	18:02:31.433	51.373	+1.037	18.511	16.925	15.937
7	18:03:21.769	50.336		18.458	16.271	15.607
8	18:04:13.201	51.432	+1.096	18.560	16.588	16.284
9	18:06:24.441	2:11.240	+1:20.904	1:37.538	16.886	16.816
10	18:07:15.204	50.763	+0.427	18.599	16.466	15.698
11	18:08:05.839	50.635	+0.299	18.495	16.399	15.741
12	18:08:56.463	50.624	+0.288	18.541	16.358	15.725
13	18:09:47.101	50.638	+0.302	18.633	16.268	15.737
14	18:10:37.576	50.475	+0.139	18.518	16.294	15.663
15	18:11:28.676	51.100	+0.764	18.972	16.327	15.801

(890) Leonard Hocker

1	17:57:52.122	52.645	+2.425	19.309	17.365	15.971
2	17:58:43.539	51.417	+1.197	18.862	16.069	15.689
3	17:59:34.258	50.719	+0.499	18.512	16.524	15.683
4	18:00:24.823	50.565	+0.345	18.599	16.210	15.756
5	18:01:15.121	50.298	+0.078	18.393	16.262	15.643
6	18:02:05.344	50.223	+0.003	18.390	16.232	15.601
7	18:02:55.587	50.243	+0.023	18.396	16.200	15.647
8	18:03:45.952	50.365	+0.145	18.438	16.253	15.674
9	18:04:36.324	50.372	+0.152	18.429	16.288	15.655
10	18:05:27.574	51.250	+1.030	18.468	16.230	16.552
11	18:07:13.489	1:45.915	+55.695	1:13.541	16.574	15.800
12	18:08:03.943	50.454	+0.234	18.504	16.315	15.635
13	18:08:54.454	50.511	+0.291	18.379	16.458	15.674
14	18:09:44.732	50.278	+0.058	18.416	16.241	15.621
15	18:10:35.052	50.320	+0.100	18.470	16.183	15.667
16	18:11:25.272	50.220		18.330	16.252	15.638

(888) Louis Schütze

1	17:57:58.051	52.198	+1.833	19.143	17.046	16.009
2	17:58:49.460	51.409	+1.044	18.937	16.611	15.861
3	17:59:40.164	50.704	+0.339	18.604	16.418	15.682
4	18:00:30.687	50.523	+0.158	18.469	16.360	15.694
5	18:01:21.052	50.365		18.381	16.335	15.649
6	18:02:11.527	50.475	+0.110	18.569	16.211	15.695
7	18:03:02.766	51.239	+0.874	18.424	16.365	16.450
8	18:06:15.999	3:13.233	+2:22.868	2:40.600	16.731	15.902
9	18:07:06.861	50.862	+0.497	18.618	16.447	15.797
10	18:07:57.547	50.686	+0.321	18.572	16.346	15.768
11	18:08:48.226	50.679	+0.314	18.588	16.354	15.737
12	18:09:38.873	50.647	+0.282	18.478	16.387	15.782
13	18:10:29.453	50.580	+0.215	18.551	16.334	15.695
14	18:11:21.206	51.753	+1.388	18.589	16.393	16.771

(864) Marc Gerstenkorn


1	17:57:53.848	55.024	+4.799	21.063	17.692	16.269
2	17:58:48.074	54.226	+4.001	19.870	17.959	16.397
3	17:59:39.420	51.346	+1.121	19.295	16.405	15.646
4	18:00:29.969	50.549	+0.324	18.433	16.457	15.659
5	18:01:20.201	50.232	+0.007	18.510	16.169	15.553
6	18:02:10.447	50.246	+0.021	18.399	16.190	15.657
7	18:03:00.733	50.286	+0.061	18.458	16.196	15.632
8	18:03:50.994	50.261	+0.036	18.377	16.186	15.698
9	18:04:41.418	50.424	+0.199	18.426	16.130	15.868
10	18:06:25.964	1:44.546	+54.321	1:12.186	16.570	15.790
11	18:07:16.401	50.437	+0.212	18.487	16.306	15.644
12	18:08:06.663	50.262	+0.037	18.443	16.208	15.611
13	18:08:57.252	50.589	+0.364	18.413	16.227	15.949
14	18:09:47.477	50.225		18.376	16.223	15.626
15	18:10:37.735	50.258	+0.033	18.388	16.250	15.620
16	18:11:28.012	50.277	+0.052	18.451	16.201	15.625

(816) Elias Schorneck

1	17:58:07.876	52.105	+1.673	19.352	16.868	15.885
2	17:58:58.923	51.047	+0.615	18.898	16.431	15.718
3	17:59:49.568	50.645	+0.213	18.644	16.341	15.660
4	18:00:40.032	50.464	+0.032	18.507	16.268	15.689
5	18:01:30.645	50.613	+0.181	18.570	16.395	15.648
6	18:02:21.187	50.542	+0.110	18.639	16.280	15.623
7	18:03:11.663	50.476	+0.044	18.605	16.227	15.644
8	18:04:03.133	51.470	+1.038	18.560	16.250	16.660
9	18:05:57.305	1:54.172	+1:03.740	1:21.314	16.889	15.969
10	18:06:48.229	50.924	+0.492	18.831	16.349	15.744
11	18:07:39.982	51.753	+1.321	18.743	16.689	16.312
12	18:08:30.414	50.432		18.467	16.281	15.684
13	18:09:22.534	52.120	+1.688	18.500	16.495	17.125

(876) Cemil Bayyati

(836) Max Ohsenbrink



INT. ADAC Kartrennen Wackersdorf

X30 SENIOR

Pro Kart Raceland Wackersdorf 1,190 Km

Test-Session 4 even

14.06.2024 17:50

Practice (15:00 Time) started at 17:55:51

Lap	Time of Day	Lap Tm	Diff	S1 Tm	S2 Tm	S3 Tm	Lap	Time of Day	Lap Tm	Diff	S1 Tm	S2 Tm	S3 Tm
1	17:58:10.809	52.986	+2.540	20.090	16.851	16.045	4	18:00:41.861	51.027	+0.050	18.653	16.498	15.876
2	17:59:01.924	51.115	+0.669	18.808	16.470	15.837	5	18:01:32.977	51.116	+0.139	18.683	16.541	15.892
3	17:59:52.665	50.741	+0.295	18.618	16.369	15.754	6	18:02:23.954	50.977		18.668	16.473	15.836
4	18:00:43.150	50.485	+0.039	18.506	16.239	15.740	7	18:03:15.280	51.326	+0.349	18.939	16.440	15.947
5	18:01:33.618	50.468	+0.022	18.454	16.229	15.785	8	18:04:06.897	51.617	+0.640	18.903	16.610	16.104
6	18:02:24.064	50.446		18.464	16.250	15.732	9	18:04:58.194	51.297	+0.320	18.790	16.596	15.911
7	18:03:15.709	51.645	+1.199	18.929	16.305	17.011	10	18:05:50.942	52.748	+1.771	18.732	16.483	17.533
8	18:04:05.839	1:35.130	+44.684	1:02.754	16.546	15.830	11	18:07:31.236	1:40.294	+49.317	1:07.401	16.830	16.063
9	18:05:41.642	50.803	+0.357	18.647	16.406	15.750	12	18:08:23.146	51.910	+0.933	18.867	16.644	16.399
10	18:06:32.208	50.566	+0.120	18.528	16.297	15.741	13	18:09:15.385	52.239	+1.262	18.978	17.080	16.181
11	18:07:22.899	50.691	+0.245	18.578	16.373	15.740	14	18:10:07.006	51.621	+0.644	18.834	16.825	15.962
12	18:08:13.633	50.734	+0.288	18.577	16.372	15.785	15	18:10:58.117	51.111	+0.134	18.602	16.535	15.974
13	18:09:04.245	50.612	+0.166	18.512	16.293	15.807							
14	18:09:54.966	50.721	+0.275	18.539	16.375	15.807							
15	18:10:47.607	52.641	+2.195	18.531	16.823	17.287							
(834) Moritz Schwing							(818) Matthy Vandebroek						
1	17:57:50.245	52.586	+2.046	19.473	17.029	16.084	1	17:57:57.914	52.627	+1.531	19.466	17.044	16.117
2	17:58:41.827	51.582	+1.042	18.950	16.713	15.919	2	17:58:50.896	52.982	+1.886	20.252	16.745	15.985
3	17:59:32.921	51.094	+0.554	18.776	16.502	15.816	3	17:59:41.992	51.096		18.668	16.517	15.911
4	18:00:23.737	50.816	+0.276	18.665	16.375	15.776	4	18:00:34.836	52.844	+1.748	20.162	16.643	16.039
5	18:01:14.368	50.631	+0.091	18.607	16.363	15.661	5	18:01:26.532	51.696	+0.600	18.937	16.744	16.015
6	18:02:05.068	50.700	+0.160	18.584	16.358	15.758	6	18:02:26.277	59.745	+8.649	21.918	21.572	16.255
7	18:02:56.394	51.326	+0.786	19.064	16.515	15.747	7	18:03:17.811	51.534	+0.438	18.829	16.705	16.000
8	18:03:46.978	50.584	+0.044	18.525	16.425	15.634	8	18:04:09.002	51.191	+0.095	18.724	16.490	15.977
9	18:04:37.551	50.573	+0.033	18.524	16.370	15.679	9	18:05:00.221	51.219	+0.123	18.699	16.559	15.961
10	18:05:28.240	50.689	+0.149	18.611	16.399	15.679	10	18:05:51.328	51.107	+0.011	18.675	16.444	15.988
11	18:06:19.937	51.697	+1.157	18.849	17.135	15.713	11	18:06:42.927	51.599	+0.503	18.715	16.523	16.361
12	18:07:10.519	50.582	+0.042	18.554	16.371	15.657	12	18:07:34.036	51.109	+0.013	18.722	16.484	15.903
13	18:08:01.160	50.641	+0.101	18.575	16.398	15.668	13	18:08:25.219	51.183	+0.087	18.752	16.466	15.965
14	18:08:51.700	50.540		18.508	16.387	15.645	14	18:09:16.467	51.248	+0.152	18.706	16.515	16.027
15	18:09:42.411	50.711	+0.171	18.610	16.392	15.709	15	18:10:07.637	51.170	+0.074	18.644	16.606	15.920
16	18:10:33.176	50.765	+0.225	18.604	16.424	15.737	16	18:10:59.028	51.391	+0.295	18.640	16.683	16.068
17	18:11:23.887	50.711	+0.171	18.622	16.415	15.674							
(908) Henrikas Klepikas							(872) Tobias Burgstahler						
1	17:58:03.661	53.315	+2.739	19.640	17.213	16.462	1	17:57:57.390	53.844	+2.216	19.896	17.508	16.440
2	17:58:55.316	51.655	+1.079	19.044	16.685	15.926	2	17:58:49.940	52.550	+0.922	19.130	17.193	16.227
3	17:59:46.428	51.112	+0.536	18.697	16.436	15.979	3	17:59:41.825	51.885	+0.257	18.868	16.907	16.110
4	18:00:37.255	50.827	+0.251	18.643	16.380	15.804	4	18:00:34.702	52.877	+1.249	19.744	16.926	16.207
5	18:01:28.273	51.018	+0.442	18.556	16.558	15.904	5	18:01:26.330	51.628		18.861	16.705	16.062
6	18:02:19.632	51.369	+0.783	18.749	16.341	16.269	6	18:02:18.225	51.895	+0.267	18.996	16.805	16.094
7	18:04:13.301	1:53.669	+1:03.093	1:20.404	16.949	16.316	7	18:03:10.530	52.305	+0.677	19.301	16.842	16.162
8	18:05:04.366	51.065	+0.489	18.808	16.447	15.810	8	18:04:02.685	52.155	+0.527	18.950	16.851	16.354
9	18:05:55.306	50.940	+0.364	18.669	16.304	15.967	9	18:04:54.671	51.986	+0.358	19.035	16.855	16.096
10	18:06:45.942	50.636	+0.060	18.554	16.288	15.794	10	18:05:46.668	51.997	+0.369	19.024	16.866	16.107
11	18:07:36.573	50.631	+0.055	18.499	16.283	15.849	11	18:06:38.629	51.961	+0.333	19.019	16.818	16.124
12	18:08:27.252	50.679	+0.103	18.552	16.286	15.841	12	18:07:30.735	52.106	+0.478	19.078	16.910	16.118
13	18:09:17.828	50.576		18.526	16.209	15.841	13	18:08:22.907	52.172	+0.544	18.982	16.914	16.276
14	18:10:08.579	50.751	+0.175	18.504	16.414	15.833	14	18:09:15.057	52.150	+0.522	19.075	17.026	16.049
15	18:10:59.282	50.703	+0.127	18.508	16.383	15.812	15	18:10:06.941	51.884	+0.256	19.037	16.824	16.023
16							16	18:10:58.838	51.897	+0.269	18.968	16.877	16.052
(808) Eric Weiss													
1	17:57:56.798	52.897	+2.278	19.626	17.054	16.217							
2	17:58:47.523	51.725	+1.106	19.103	16.626	15.996							
3	17:59:38.558	51.035	+0.416	18.802	16.424	15.809							
4	18:00:30.286	51.728	+1.109	18.825	17.085	15.818							
5	18:01:20.905	50.619		18.556	16.362	15.701							
6	18:02:12.961	52.056	+1.437	18.952	16.347	16.757							
7	18:03:55.190	1:42.229	+51.610	1:08.760	16.887	16.582							
8	18:04:50.527	55.337	+4.718	20.255	18.934	16.148							
9	18:05:42.079	51.552	+0.933	18.933	16.789	15.830							
10	18:06:32.806	50.727	+0.108	18.602	16.370	15.755							
11	18:07:23.715	50.909	+0.290	18.700	16.447	15.762							
12	18:08:14.823	51.108	+0.489	18.659	16.616	15.833							
13	18:09:05.692	50.869	+0.250	18.638	16.338	15.893							
14	18:09:56.679	50.987	+0.368	18.670	16.453	15.864							
15	18:10:47.612	50.933	+0.314	18.720	16.377	15.836							
16	18:11:39.186	51.574	+0.955	18.867	16.602	16.105							
(980) Benno Drelak													
1	17:58:07.721	52.624	+1.647	19.446	17.007	16.171							
2	17:58:59.604	51.883	+0.906	19.289	16.617	15.977							
3	17:59:50.834	51.230	+0.253	18.696	16.626	15.908							



X30 SENIOR

Test-Session 4 odd

Track length: 1.190 Km

Session Started: 18:15:45

Best Lap by: 911 - Clement Outran - 49.944

Rank	#	Driver	Nat	Sponsor Entrant	Nat	License E-License	Make	laps	Best Lap	Diff	In Lap	Penalty
1	911	Clement Outran	FRA	Tbkart racing team srl	ITA	IABS126421 BIF126421	Tbkart /IAME/Komet	14	49.944		6	
2	895	Phil Colin Streng	DEU	ADAC Württemberg e.V. Ebert Motorsport	DEU	ITE42785 EL38528	LN/IAME/Komet	16	49.970	0.026	6	
3	903	Kevin Lantinga	NLD	J.K. Lantinga	NLD	ITE42585 30038	Croc Promotion/IAME/Komet	18	49.993	0.049	6	
4	823	Jason Bralic	NLD	SIM-ON	DEU	ITG46957 KBF39246	Kosmic/IAME/Komet	17	50.010	0.066	5	
5	877	Niklas Hirsch	DEU	MSC-Langenfeld e. V. im ADAC SIM-ON	DEU	ITF39320 KBF39246	Kosmic/IAME/Komet	16	50.045	0.101	15	
6	913	Leonardo Longoni	ITA	Tbkart racing team srl	ITA	IKB451116 BIF470451	Tbkart/IAME/Komet	15	50.152	0.208	6	
7	887	Torben Gröndahl	DEU	MSC Groß Dölln e.V. im ADAC CV Performance Group	DEU	ITC-C14120 BIF38321	KR/IAME/Komet	15	50.179	0.235	12	
8	829	Lutz Ohsenbrink	DEU	KSL Racing Team	DEU	ITE40759 KBF1304585	Alonso/IAME/Komet	17	50.198	0.254	7	
9	809	Luis Esser	DEU	RMW Motorsport	DEU	ITE 11661 KBF39010	OTK/IAME/Komet	14	50.222	0.278	7	
10	885	Carl Luthardt	DEU	TB Racing Team	DEU	ITE 37029 KBF38262	KR/IAME/Komet	16	50.228	0.284	6	
11	815	Moritz Wolber	DEU	ADAC Südbaden e.V. NEES RACING	DEU	NKA16641 BIF17863	Maranello/IAME/Komet	15	50.234	0.290	8	
12	917	Colin Würthenberger	DEU	PCH Racing	DEU	IKC12514 KBF39956	Tony Kart/IAME/Komet	13	50.240	0.296	5	
13	909	Kyuho Lee	KOR	EGP Racing Team	BEL	IAASDK018508 IBL912001	Tony Kart/IAME/Komet	16	50.266	0.322	14	
14	821	Manuel Wagner	DEU	RS-Motorsport	DEU	ITE 39259 KBF40372	CRG/IAME/Komet	16	50.301	0.357	8	
15	833	Jannik Remmert	DEU	VDB Kart Racing	DEU	ITE19994 KBF10478	Tony Kart/IAME/Komet	16	50.347	0.403	9	
16	807	Marlon Vatter	DEU	AT Motorsport	DEU	ITF38543 KBF38543	Exprit/IAME/Komet	18	50.347	0.403	5	
17	835	Jarno Wiese	DEU	VDB Kart Racing	DEU	ITE 40767 KBF10478	OTK/IAME/Komet	16	50.370	0.426	8	
18	891	Luka Koullen	NLD	PCH Racing	DEU	NKA50483 BIF39956	LN/IAME/Komet	14	50.434	0.490	14	
19	915	Cristian Vergani	ITA	Tbkart racing team srl	ITA	452954 BIF470451	Tbkart/IAME/Komet	15	50.499	0.555	9	
20	853	Devin Leon Ucar	DEU	ADAC Pfalz e.V. Sezai Ucar	DEU	ITF40418 EBK4018	Tony Kart /IAME/Komet	16	50.511	0.567	6	
21	827	Julius Berthold	DEU	TB Racing Team	DEU	ITF38613 KBF38262	KR/IAME/Komet	18	50.645	0.701	6	
22	811	Karl Schmiederer	DEU	RS-Motorsport	DEU	ITE39775 KBF40372	CRG/IAME/Komet	16	50.777	0.833	9	
23	843	Luis Simon	DEU	PCH Racing	DEU	NKA36581 KBF39956	LN/IAME/Komet	16	50.804	0.860	9	
24	817	Maximilian Engelstädter	DEU	Dörr Motorsport	DEU	NKA40565 BIF38420	KR/IAME/Komet	17	50.838	0.894	8	
25	845	Jan Waibel	DEU	ADAC Mittelrhein e.V. VDB Kart Racing	DEU	NKA12495 KBF10478	Tony Kart/IAME/Komet	15	51.033	1.089	8	
26	881	Jacob Trost	DEU	ADAC Hessen-Thüringen e.V. DUTT MOTORSPORT by FENSTER.COM	LUX	NKA41233 IDCK867	Tony Kart/IAME/Komet	17	51.090	1.146	10	
27	899	Luke Neubauer	DEU	AT Motorsport	DEU	NKA16390 KBF38996	OTK/IAME/Komet	4	52.042	2.098	2	


Timekeeper
M.Riehmers

Race Director
H.Seidel

Page 1/1

These results are provisional until the conclusion of any judicial and technical matters!

Printed: 14.06.2024 / 18:31



INT. ADAC Kartrennen Wackersdorf

X30 SENIOR

Pro Kart Raceland Wackersdorf 1,190 Km

Test-Session 4 odd

14.06.2024 18:10

Practice (15:00 Time) started at 18:15:45

Lap	Time of Day	Lap Tm	Diff	S1 Tm	S2 Tm	S3 Tm
(911) Clemens Outran						
1	18:19:22.187	50.750	+0.806	18.583	16.409	15.758
2	18:20:12.425	50.238	+0.294	18.422	16.202	15.614
3	18:21:02.505	50.080	+0.136	18.299	16.186	15.595
4	18:21:52.527	50.022	+0.078	18.202	16.129	15.691
5	18:22:42.588	50.061	+0.117	18.296	16.150	15.615
6	18:23:32.532	49.944		18.198	16.146	15.600
7	18:24:22.490	49.958	+0.014	18.241	16.121	15.596
8	18:25:12.464	49.974	+0.030	18.246	16.119	15.609
9	18:26:02.456	49.992	+0.048	18.247	16.165	15.580
10	18:26:52.408	49.952	+0.008	18.247	16.127	15.578
11	18:27:42.677	50.269	+0.325	18.299	16.293	15.677
12	18:28:32.844	50.167	+0.223	18.380	16.249	15.538
13	18:29:23.036	50.192	+0.248	18.354	16.198	15.640
14	18:30:13.748	50.712	+0.768	18.280	16.162	16.270

(895) Phil Colin Strenge						
1	18:16:56.977	51.933	+1.963	19.256	16.663	16.014
2	18:17:47.568	50.591	+0.621	18.530	16.381	15.680
3	18:18:39.755	52.187	+2.217	18.406	16.254	17.527
4	18:19:30.405	50.650	+0.680	18.804	16.253	15.593
5	18:20:20.412	50.007	+0.037	18.308	16.137	15.562
6	18:21:10.382	49.970		18.231	16.181	15.558
7	18:22:00.408	50.026	+0.056	18.221	16.240	15.565
8	18:22:50.704	50.296	+0.326	18.458	16.194	15.644
9	18:23:41.599	50.895	+0.925	18.402	16.126	16.367
10	18:25:56.704	2:15.105	+1:25.135	1:42.816	16.364	15.925
11	18:26:47.106	50.402	+0.432	18.412	16.347	15.643
12	18:27:37.663	50.557	+0.587	18.459	16.215	15.883
13	18:28:28.512	50.849	+0.879	18.553	16.581	15.715
14	18:29:18.821	50.309	+0.339	18.403	16.257	15.649
15	18:30:09.104	50.283	+0.313	18.477	16.156	15.650
16	18:30:59.376	50.272	+0.302	18.394	16.156	15.722

(903) Kevin Lantinga						
1	18:16:58.682	51.361	+1.368	18.985	16.534	15.842
2	18:17:49.293	50.611	+0.618	18.619	16.324	15.668
3	18:18:39.674	50.381	+0.388	18.507	16.232	15.642
4	18:19:29.738	50.064	+0.071	18.382	16.120	15.562
5	18:20:19.797	50.059	+0.066	18.358	16.152	15.549
6	18:21:09.790	49.993		18.303	16.127	15.563
7	18:21:59.820	50.030	+0.037	18.335	16.108	15.587
8	18:22:49.813	49.993		18.272	16.150	15.571
9	18:23:39.959	50.146	+0.153	18.410	16.121	15.615
10	18:24:32.004	52.045	+2.052	18.434	16.837	16.774
11	18:25:22.366	50.362	+0.369	18.455	16.263	15.644
12	18:26:13.941	51.575	+1.582	18.534	16.189	16.852
13	18:27:04.666	50.725	+0.732	18.405	16.277	16.043
14	18:27:55.317	50.651	+0.658	18.412	16.382	15.857
15	18:28:45.890	50.573	+0.580	18.467	16.259	15.847
16	18:29:36.025	50.135	+0.142	18.352	16.214	15.569
17	18:30:26.119	50.094	+0.101	18.325	16.232	15.537
18	18:31:16.181	50.062	+0.069	18.305	16.196	15.561

(823) Jason Braich						
1	18:17:48.275	51.228	+1.218	18.943	16.514	15.771
2	18:18:38.692	50.417	+0.407	18.408	16.325	15.684
3	18:19:29.016	50.324	+0.314	18.351	16.321	15.652
4	18:20:19.102	50.086	+0.076	18.269	16.227	15.590
5	18:21:09.112	50.010		18.200	16.226	15.584
6	18:21:59.262	50.150	+0.140	18.278	16.168	15.704
7	18:22:49.416	50.154	+0.144	18.194	16.165	15.795
8	18:23:39.474	50.058	+0.048	18.201	16.204	15.653
9	18:24:32.649	53.175	+3.165	19.159	16.754	17.262
10	18:25:23.192	50.543	+0.533	18.324	16.473	15.746
11	18:26:13.672	50.480	+0.470	18.454	16.306	15.720
12	18:27:04.334	50.662	+0.652	18.387	16.372	15.903
13	18:27:55.098	50.764	+0.754	18.513	16.443	15.808
14	18:28:45.768	50.670	+0.660	18.232	16.393	16.045
15	18:29:35.875	50.107	+0.097	18.234	16.220	15.653
16	18:30:25.945	50.070	+0.060	18.239	16.240	15.591
17	18:31:15.999	50.054	+0.044	18.261	16.206	15.587

Lap	Time of Day	Lap Tm	Diff	S1 Tm	S2 Tm	S3 Tm
(877) Niklas Hirsch						
1	18:18:02.754	51.773	+1.728	19.154	16.683	15.936
2	18:18:53.583	50.829	+0.784	18.610	16.488	15.731
3	18:19:44.062	50.479	+0.434	18.360	16.361	15.758
4	18:20:34.487	50.425	+0.380	18.400	16.317	15.708
5	18:21:24.906	50.419	+0.374	18.439	16.272	15.708
6	18:22:15.487	50.581	+0.536	18.310	16.491	15.780
7	18:23:05.769	50.282	+0.237	18.325	16.238	15.719
8	18:23:55.960	50.191	+0.146	18.263	16.251	15.677
9	18:24:47.546	51.586	+1.541	18.262	16.358	16.966
10	18:26:09.029	1:21.483	+31.438	46.610	17.115	17.758
11	18:27:04.919	55.890	+5.845	21.611	17.159	17.120
12	18:27:55.447	50.528	+0.483	18.473	16.274	15.781
13	18:28:46.120	50.673	+0.628	18.517	16.316	15.840
14	18:29:36.320	50.200	+0.155	18.311	16.240	15.649
15	18:30:26.365	50.045		18.273	16.185	15.587
16	18:31:16.556	50.191	+0.146	18.326	16.227	15.638


(913) Leonardo Longoni						
1	18:19:28.528	51.962	+1.810	19.267	16.749	15.946
2	18:20:19.410	50.882	+0.730	18.604	16.519	15.759
3	18:21:10.009	50.599	+0.447	18.405	16.520	15.674
4	18:22:00.342	50.333	+0.181	18.409	16.245	15.679
5	18:22:50.535	50.193	+0.041	18.348	16.250	15.595
6	18:23:40.687	50.152		18.357	16.206	15.589
7	18:24:32.154	51.467	+1.315	18.311	16.692	16.464
8	18:25:22.901	50.747	+0.595	18.578	16.495	15.674
9	18:26:13.264	50.363	+0.211	18.405	16.265	15.693
10	18:27:03.798	50.534	+0.382	18.527	16.224	15.783
11	18:27:55.216	51.418	+1.266	18.947	16.405	16.066
12	18:28:46.288	51.072	+0.920	18.979	16.380	15.713
13	18:29:36.819	50.531	+0.379	18.552	16.348	15.631
14	18:30:27.202	50.383	+0.231	18.388	16.326	15.669
15	18:31:17.616	50.414	+0.262	18.416	16.268	15.730

(887) Torben Gröndahl						
1	18:17:02.125	53.127	+2.948	19.207	17.245	16.675
2	18:17:53.302	51.177	+0.998	18.773	16.410	15.994
3	18:18:44.205	50.903	+0.724	18.763	16.394	15.746
4	18:19:38.298	54.093	+3.914	18.586	16.766	18.741
5	18:20:29.022	50.724	+0.545	18.760	16.334	15.630
6	18:21:19.250	50.228	+0.049	18.503	16.169	15.556
7	18:22:09.937	50.687	+0.588	18.638	16.230	15.819
8	18:23:00.418	50.481	+0.302	18.364	16.211	15.906
9	18:26:02.333	3:01.915	+2:11.736	2:28.962	16.503	16.450
10	18:26:53.480	51.147	+0.968	19.151	16.289	15.707
11	18:27:43.886	50.406	+0.227	18.530	16.229	15.647
12	18:28:34.065	50.179		18.430	16.219	15.530
13	18:29:24.363	50.298	+0.119	18.456	16.289	15.553
14	18:30:14.674	50.311	+0.132	18.461	16.265	15.585
15	18:31:05.092	50.418	+0.239	18.423	16.287	15.708

(829) Lutz Ohsenbrink						
1	18:17:01.459	51.980	+1.782	19.038	16.895	16.047
2	18:17:53.466	52.007	+1.809	18.790	16.953	16.264
3	18:18:44.427	50.961	+0.763	18.888	16.393	15.680
4	18:19:34.847	50.420	+0.222	18.496	16.274	15.650
5	18:20:25.071	50.224	+0.026	18.420	16.180	15.624
6	18:21:15.395	50.324	+0.126	18.442	16.228	15.654
7	18:22:05.593	50.198		18.356	16.161	15.681
8	18:22:55.870	50.277	+0.079	18.431	16.221	15.625
9	18:23:46.325	50.455	+0.257	18.577	16.224	15.654
10	18:24:37.821	51.496	+1.298	18.462	16.322	16.712
11	18:26:23.154	1:45.333	+55.135	1:13.068	16.513	15.752
12	18:27:13.739	50.585	+0.387	18.525	16.294	15.766
13	18:28:04.299	50.560	+0.362	18.516	16.371	15.673
14	18:28:54.709	50.410	+0.212	18.447	16.275	15.688
15	18:29:45.254	50.545	+0.347	18.503	16.382	15.660
16	18:30:35.718	50.464	+0.266	18.461	16.322	15.681
17	18:31:26.143	50.425	+0.227	18.465	16.307	15.653

(809) Luis Esser						
1	18:17:01.803	52.050	+1.828	19.214	16.723	16.113
2	18:17:53.023	51.220	+0.998	18.652	16.657	15.911

Orbits



INT. ADAC Kartrennen Wackersdorf

X30 SENIOR

Pro Kart Raceland Wackersdorf 1,190 Km

Test-Session 4 odd

14.06.2024 18:10

Practice (15:00 Time) started at 18:15:45

Lap	Time of Day	Lap Tm	Diff	S1 Tm	S2 Tm	S3 Tm
3	18:18:43.705	50.682	+0.460	18.676	16.264	15.742
4	18:19:34.151	50.446	+0.224	18.457	16.315	15.674
5	18:20:24.412	50.261	+0.039	18.402	16.181	15.678
6	18:21:14.677	50.265	+0.043	18.387	16.222	15.656
7	18:22:04.899	50.222		18.369	16.197	15.656
8	18:22:55.922	51.023	+0.801	18.377	16.230	16.416
9	18:27:08.941	4:13.019	+3:22.797	3:40.478	16.652	15.889
10	18:27:59.608	50.667	+0.445	18.570	16.351	15.746
11	18:28:50.073	50.465	+0.243	18.414	16.286	15.765
12	18:29:40.388	50.315	+0.093	18.420	16.215	15.680
13	18:30:30.775	50.387	+0.165	18.428	16.269	15.690
14	18:31:21.038	50.263	+0.041	18.414	16.187	15.662

Lap	Time of Day	Lap Tm	Diff	S1 Tm	S2 Tm	S3 Tm
11	18:27:23.005	50.348	+0.082	18.424	16.211	15.713
12	18:28:13.500	50.495	+0.229	18.508	16.254	15.733
13	18:29:03.907	50.407	+0.141	18.442	16.273	15.692
14	18:29:54.173	50.266		18.383	16.203	15.680
15	18:30:44.627	50.454	+0.188	18.417	16.263	15.774
16	18:31:35.196	50.569	+0.303	18.448	16.381	15.740

(885) Carl Luthardt

1	18:17:06.780	53.581	+3.353	19.905	16.794	16.882
2	18:18:33.442	1:26.662	+36.434	53.641	17.037	15.984
3	18:19:24.342	50.900	+0.672	18.699	16.470	15.731
4	18:20:14.835	50.493	+0.265	18.462	16.356	15.675
5	18:21:05.351	50.516	+0.288	18.513	16.322	15.681
6	18:21:55.579	50.223		18.367	16.195	15.666
7	18:22:49.619	54.040	+3.812	18.439	19.336	16.265
8	18:23:40.410	50.791	+0.563	18.785	16.245	15.761
9	18:24:32.069	51.659	+1.431	18.418	16.700	16.541
10	18:25:23.041	50.972	+0.744	18.529	16.732	15.711
11	18:26:13.449	50.408	+0.180	18.454	16.267	15.687
12	18:27:03.909	50.460	+0.232	18.502	16.238	15.720
13	18:27:54.487	50.578	+0.350	18.610	16.278	15.690
14	18:28:45.797	51.310	+1.082	18.384	16.700	16.226
15	18:30:35.315	1:49.518	+59.290	1:17.064	16.584	15.870
16	18:31:26.308	50.993	+0.765	18.508	16.299	16.186

(821) Manuel Wagner

1	18:17:11.391	51.959	+1.668	19.295	16.778	15.886
2	18:18:02.877	51.486	+1.185	18.876	16.757	15.853
3	18:18:53.729	50.852	+0.551	18.658	16.523	15.671
4	18:19:44.462	50.733	+0.432	18.747	16.369	15.617
5	18:20:34.793	50.331	+0.030	18.372	16.296	15.663
6	18:21:25.275	50.482	+0.181	18.574	16.280	15.628
7	18:22:15.949	50.674	+0.373	18.385	16.385	15.904
8	18:23:06.250	50.301		18.402	16.248	15.651
9	18:23:56.573	50.323	+0.022	18.398	16.276	15.649
10	18:24:46.899	50.326	+0.025	18.417	16.268	15.641
11	18:25:38.052	51.163	+0.852	18.400	16.314	16.439
12	18:27:49.419	2:11.367	+1:21.066	1:39.025	16.543	15.799
13	18:28:46.199	56.780	+6.479	20.660	18.472	17.648
14	18:29:37.204	51.005	+0.704	18.893	16.459	15.653
15	18:30:27.568	50.364	+0.063	18.411	16.306	15.647
16	18:31:18.018	50.450	+0.149	18.496	16.282	15.672

(815) Moritz Wolber

1	18:18:03.766	52.488	+2.254	19.533	17.027	15.928
2	18:18:54.893	51.127	+0.893	18.611	16.676	15.840
3	18:19:45.378	50.485	+0.261	18.486	16.340	15.659
4	18:20:36.302	50.924	+0.690	18.660	16.485	15.779
5	18:21:26.707	50.405	+0.171	18.398	16.296	15.711
6	18:22:17.038	50.331	+0.097	18.379	16.330	15.622
7	18:23:07.686	50.648	+0.414	18.694	16.265	15.689
8	18:23:57.920	50.234		18.321	16.285	15.628
9	18:24:49.399	51.479	+1.245	18.325	16.392	16.762
10	18:26:48.016	1:58.617	+1:08.383	1:22.284	20.292	16.041
11	18:27:41.693	53.677	+3.443	21.082	16.683	15.912
12	18:28:32.561	50.868	+0.634	18.641	16.446	15.781
13	18:29:23.662	51.101	+0.867	18.829	16.434	15.838
14	18:30:15.031	51.369	+1.135	18.954	16.622	15.793
15	18:31:05.583	50.552	+0.318	18.458	16.379	15.715

(833) Jannik Remmert

1	18:17:04.602	52.171	+1.824	19.432	16.728	16.011
2	18:17:55.426	50.824	+0.477	18.685	16.399	15.740
3	18:18:46.820	51.394	+1.047	18.570	17.095	15.729
4	18:19:37.493	50.673	+0.326	18.546	16.355	15.772
5	18:20:27.914	50.421	+0.074	18.523	16.233	15.665
6	18:21:18.272	50.368	+0.011	18.500	16.213	15.645
7	18:22:08.688	50.416	+0.069	18.530	16.172	15.714
8	18:22:59.101	50.413	+0.066	18.452	16.246	15.715
9	18:23:49.448	50.347		18.479	16.201	15.667
10	18:24:39.839	50.391	+0.044	18.440	16.242	15.709
11	18:25:30.311	50.472	+0.125	18.535	16.204	15.733
12	18:26:20.845	50.534	+0.187	18.576	16.246	15.712
13	18:27:11.255	50.410	+0.063	18.525	16.219	15.666
14	18:28:01.668	50.413	+0.066	18.506	16.197	15.710
15	18:28:52.139	50.471	+0.124	18.490	16.263	15.718
16	18:29:43.817	51.678	+1.331	18.640	16.385	16.653

(917) Colin Würthenberger

1	18:19:40.112	51.854	+1.614	19.197	16.748	15.909
2	18:20:30.944	50.832	+0.592	18.626	16.471	15.735
3	18:21:21.683	50.739	+0.499	18.516	16.535	15.688
4	18:22:11.996	50.313	+0.073	18.418	16.263	15.632
5	18:23:02.236	50.240		18.351	16.264	15.625
6	18:23:53.444	51.208	+0.968	18.388	16.388	16.432
7	18:26:01.297	2:07.853	+1:17.613	1:35.636	16.460	15.757
8	18:26:51.903	50.606	+0.366	18.550	16.316	15.740
9	18:27:42.541	50.638	+0.398	18.536	16.442	15.660
10	18:28:33.541	51.000	+0.760	18.879	16.438	15.683
11	18:29:23.856	50.315	+0.075	18.374	16.333	15.608
12	18:30:14.313	50.457	+0.217	18.503	16.340	15.614
13	18:31:04.901	50.588	+0.348	18.517	16.395	15.676

(807) Marlon Vatter

1	18:17:02.882	52.257	+1.910	19.386	16.905	15.966
2	18:17:53.738	50.856	+0.509	18.726	16.441	15.689
3	18:18:44.722	50.984	+0.637	18.830	16.475	15.679
4	18:19:35.361	50.639	+0.292	18.504	16.559	15.676
5	18:20:25.708	50.347		18.415	16.274	15.658
6	18:21:16.078	50.370	+0.023	18.376	16.343	15.651
7	18:22:06.604	50.526	+0.179	18.448	16.352	15.726
8	18:22:57.052	50.448	+0.101	18.381	16.400	15.667
9	18:23:47.454	50.402	+0.055	18.435	16.289	15.678
10	18:24:37.927	50.473	+0.126	18.408	16.330	15.735
11	18:25:28.558	50.631	+0.284	18.491	16.339	15.801
12	18:26:19.311	50.753	+0.406	18.536	16.473	15.744
13	18:27:09.761	50.450	+0.103	18.439	16.318	15.693
14	18:28:00.252	50.491	+0.144	18.488	16.355	15.648
15	18:28:50.891	50.639	+0.292	18.402	16.499	15.738
16	18:29:41.396	50.505	+0.158	18.509	16.291	15.705
17	18:30:31.870	50.474	+0.127	18.507	16.367	15.600
18	18:31:35.664	1:03.794	+13.447	29.194	18.506	16.094

(909) Kyuho Lee

1	18:16:56.167	51.697	+1.431	19.045	16.691	15.961
2	18:17:46.996	50.829	+0.563	18.650	16.454	15.725
3	18:18:37.375	50.379	+0.113	18.461	16.263	15.655
4	18:19:28.134	50.759	+0.493	18.638	16.415	15.706
5	18:20:18.423	50.289	+0.023	18.377	16.245	15.667
6	18:21:08.770	50.347	+0.081	18.416	16.262	15.669
7	18:21:59.610	50.840	+0.574	18.348	16.217	16.275
8	18:24:51.634	2:52.024	+2:01.758	2:19.468	16.693	15.863
9	18:25:42.235	50.601	+0.335	18.613	16.283	15.705
10	18:26:32.657	50.422	+0.156	18.502	16.218	15.702

(835) Jarno Wiese

1	18:17:22.180	51.856	+1.486	19.150	16.721	15.985
2	18:18:13.062	50.882	+0.512	18.744	16.403	15.735
3	18:19:08.197	55.135	+4.765	18.585	18.011	18.539
4	18:19:58.957	50.760	+0.390	18.697	16.349	15.714
5	18:20:49.612	50.655	+0.285	18.604	16.291	15.760
6	18:21:40.160	50.548	+0.178	18.500	16.270	15.778
7	18:22:30.607	50.447	+0.077	18.470	16.248	15.729
8	18:23:20.977	50.370		18.423	16.247	15.700
9	18:24:11.457	50.480	+0.110	18.441	16.304	15.735
10	18:25:02.548	51.091	+0.721	18.985	16.342	15.764

Orbits



INT. ADAC Kartrennen Wackersdorf

X30 SENIOR

Pro Kart Raceland Wackersdorf 1,190 Km

Test-Session 4 odd

14.06.2024 18:10

Practice (15:00 Time) started at 18:15:45

Lap	Time of Day	Lap Tm	Diff	S1 Tm	S2 Tm	S3 Tm
11	18:25:54.486	51.938	+1.568	18.514	16.344	17.080
12	18:27:38.691	1:44.205	+53.835	1:11.766	16.594	15.845
13	18:28:29.419	50.728	+0.358	18.697	16.360	15.671
14	18:29:25.859	56.440	+6.070	18.518	21.584	16.338
15	18:30:16.654	50.795	+0.425	18.678	16.388	15.729
16	18:31:07.302	50.648	+0.278	18.569	16.355	15.724

Lap	Time of Day	Lap Tm	Diff	S1 Tm	S2 Tm	S3 Tm
16	18:29:48.479	51.005	+0.360	18.564	16.503	15.938
17	18:30:39.396	50.917	+0.272	18.698	16.399	15.820
18	18:31:30.418	51.022	+0.377	18.713	16.447	15.862

(891) Luka Koullen

1	18:17:46.842	1:10.792	+20.358	27.637	21.421	21.734
2	18:19:04.728	1:17.886	+27.452	33.071	24.537	20.278
3	18:20:08.462	1:03.734	+13.300	25.931	19.216	18.587
4	18:21:21.723	1:13.261	+22.827	24.050	23.878	25.333
5	18:22:16.593	54.870	+4.436	20.531	17.689	16.650
6	18:23:09.791	53.198	+2.764	19.387	16.888	16.923
7	18:25:03.808	1:54.017	+1:03.583	1:21.132	16.952	15.933
8	18:25:54.978	51.170	+0.736	18.766	16.628	15.776
9	18:26:46.020	51.042	+0.608	18.746	16.543	15.753
10	18:27:37.492	51.472	+1.038	19.137	16.515	15.820
11	18:28:28.859	51.367	+0.933	18.721	16.809	15.837
12	18:29:19.519	50.660	+0.226	18.566	16.383	15.711
13	18:30:10.062	50.543	+0.109	18.515	16.340	15.688
14	18:31:00.496	50.434		18.427	16.298	15.709

(811) Karl Schmiederer

1	18:17:07.639	55.028	+4.251	21.142	17.314	16.572
2	18:18:05.775	58.136	+7.359	22.127	18.975	17.034
3	18:18:59.822	54.047	+3.270	20.592	17.231	16.224
4	18:19:51.054	51.232	+0.455	18.760	16.628	15.844
5	18:20:41.927	50.873	+0.096	18.657	16.467	15.749
6	18:21:33.124	51.197	+0.420	18.740	16.550	15.907
7	18:22:24.350	51.226	+0.449	18.702	16.541	15.983
8	18:23:15.233	50.883	+0.106	18.628	16.443	15.812
9	18:24:06.010	50.777		18.658	16.353	15.766
10	18:24:56.888	50.878	+0.101	18.588	16.350	15.940
11	18:25:49.032	52.144	+1.367	18.592	16.454	17.098
12	18:27:26.069	1:37.037	+46.260	1:04.587	16.590	15.860
13	18:28:17.051	50.982	+0.205	18.691	16.467	15.824
14	18:29:09.339	52.288	+1.511	18.705	17.693	15.890
15	18:30:00.248	50.909	+0.132	18.604	16.497	15.808
16	18:30:51.102	50.854	+0.077	18.566	16.460	15.828

(915) Cristian Vergani

1	18:19:24.802	51.952	+1.453	19.096	16.855	16.001
2	18:20:15.727	50.925	+0.426	18.616	16.478	15.831
3	18:21:06.633	50.906	+0.407	18.560	16.576	15.770
4	18:21:58.361	51.728	+1.229	18.466	16.400	16.862
5	18:22:51.780	53.419	+2.920	21.078	16.453	15.888
6	18:23:42.471	50.691	+0.192	18.510	16.363	15.818
7	18:24:33.311	50.840	+0.341	18.544	16.480	15.816
8	18:25:24.096	50.785	+0.286	18.545	16.490	15.750
9	18:26:14.595	50.499		18.454	16.319	15.726
10	18:27:05.107	50.512	+0.013	18.449	16.331	15.732
11	18:27:55.692	50.585	+0.086	18.466	16.451	15.668
12	18:28:46.528	50.836	+0.337	18.700	16.405	15.731
13	18:29:37.491	50.963	+0.464	18.753	16.520	15.690
14	18:30:28.046	50.555	+0.056	18.407	16.415	15.733
15	18:31:18.655	50.609	+0.110	18.492	16.352	15.765

(843) Luis Simon

1	18:17:16.021	52.363	+1.559	19.353	16.946	16.064
2	18:18:07.767	51.746	+0.942	18.984	16.744	16.018
3	18:18:59.419	51.652	+0.848	18.923	16.810	15.919
4	18:19:50.614	51.195	+0.391	18.648	16.615	15.932
5	18:20:41.713	51.099	+0.295	18.751	16.463	15.885
6	18:21:33.311	51.598	+0.794	19.038	16.716	15.844
7	18:22:24.634	51.323	+0.519	18.836	16.553	15.934
8	18:23:15.679	51.045	+0.241	18.781	16.500	15.764
9	18:24:06.483	50.804		18.626	16.436	15.742
10	18:24:57.352	50.869	+0.065	18.607	16.453	15.809
11	18:25:49.842	52.490	+1.686	18.623	16.483	17.384
12	18:27:28.859	1:39.017	+48.213	1:06.397	16.669	15.951
13	18:28:20.241	51.382	+0.578	18.777	16.705	15.900
14	18:29:11.653	51.412	+0.608	18.801	16.688	15.923
15	18:30:02.856	51.203	+0.399	18.769	16.626	15.808
16	18:30:55.125	52.269	+1.465	18.719	16.508	17.042

(853) Devin Leon Ucar

1	18:17:23.187	51.516	+1.005	18.854	16.731	15.931
2	18:18:14.055	50.868	+0.357	18.616	16.485	15.767
3	18:19:04.948	50.893	+0.382	18.635	16.428	15.830
4	18:19:55.622	50.674	+0.163	18.539	16.361	15.774
5	18:20:46.259	50.637	+0.126	18.543	16.324	15.770
6	18:21:36.770	50.511		18.499	16.324	15.688
7	18:22:27.433	50.663	+0.152	18.466	16.410	15.787
8	18:23:18.005	50.572	+0.061	18.477	16.384	15.711
9	18:24:08.519	50.514	+0.003	18.514	16.300	15.700
10	18:24:59.103	50.584	+0.073	18.465	16.342	15.777
11	18:25:50.710	51.607	+1.096	18.550	16.460	16.597
12	18:28:05.709	2:14.999	+1:24.488	1:42.548	16.631	15.820
13	18:28:56.669	50.960	+0.449	18.608	16.518	15.834
14	18:29:47.422	50.753	+0.242	18.495	16.468	15.790
15	18:30:38.168	50.746	+0.235	18.563	16.387	15.796
16	18:31:28.996	50.828	+0.317	18.576	16.482	15.770

(817) Maximilian Engelstädter

1	18:17:18.458	53.349	+2.511	19.940	17.227	16.182
2	18:18:10.182	51.724	+0.886	18.917	16.797	16.010
3	18:19:01.754	51.572	+0.734	18.785	16.763	16.024
4	18:19:52.957	51.203	+0.365	18.756	16.602	15.845
5	18:20:44.190	51.233	+0.395	18.698	16.539	15.996
6	18:21:35.200	51.010	+0.172	18.639	16.493	15.878
7	18:22:26.180	50.980	+0.142	18.568	16.558	15.854
8	18:23:17.018	50.938		18.582	16.459	15.797
9	18:24:07.938	50.920	+0.082	18.557	16.492	15.871
10	18:24:58.880	50.942	+0.104	18.588	16.536	15.818
11	18:25:50.314	51.434	+0.596	19.041	16.586	15.807
12	18:26:41.883	51.569	+0.731	19.016	16.619	15.934
13	18:27:33.127	51.244	+0.406	18.700	16.652	15.892
14	18:28:24.194	51.067	+0.229	18.651	16.541	15.875
15	18:29:15.443	51.249	+0.411	18.688	16.642	15.919
16	18:30:06.533	51.090	+0.252	18.625	16.614	15.851
17	18:30:57.679	51.146	+0.308	18.648	16.549	15.949

(827) Julius Berthold

1	18:17:02.811	52.737	+2.092	19.667	16.932	16.138
2	18:17:54.995	52.184	+1.539	19.110	16.661	16.413
3	18:18:46.569	51.574	+0.929	18.812	16.834	15.928
4	18:19:37.826	51.257	+0.612	18.635	16.655	15.967
5	18:20:28.492	50.666	+0.021	18.570	16.343	15.753
6	18:21:19.137	50.645		18.512	16.386	15.747
7	18:22:10.007	50.870	+0.225	18.457	16.415	15.998
8	18:23:00.953	50.946	+0.301	18.641	16.516	15.789
9	18:23:51.714	50.761	+0.116	18.551	16.433	15.777
10	18:24:42.775	51.061	+0.416	18.612	16.623	15.826
11	18:25:33.648	50.873	+0.228	18.581	16.377	15.915
12	18:26:24.513	50.865	+0.220	18.623	16.413	15.829
13	18:27:15.490	50.977	+0.332	18.685	16.423	15.869
14	18:28:06.513	51.023	+0.378	18.742	16.416	15.865
15	18:28:57.474	50.961	+0.316	18.630	16.450	15.881

(845) Jan Waibel

1	18:17:24.823	52.333	+1.300	19.344	16.920	16.069
2	18:18:16.414	51.591	+0.558	18.961	16.699	15.931
3	18:19:08.251	51.837	+0.804	18.791	16.612	16.434
4	18:21:27.930	2:19.679	+1:28.646	1:45.391	16.933	17.355
5	18:22:19.377	51.447	+0.414	18.935	16.630	15.882
6	18:23:10.612	51.235	+0.202	18.699	16.653	15.883
7	18:24:01.702	51.090	+0.057	18.716	16.566	15.808
8	18:24:52.735	51.033		18.628	16.609	15.796
9	18:25:43.897	51.162	+0.129	18.694	16.533	15.935
10	18:26:35.230	51.333	+0.300	18.711	16.670	15.952
11	18:27:26.365	51.135	+0.102	18.731	16.561	15.843
12	18:28:17.419	51.054	+0.021	18.679	16.542	15.833
13	18:29:08.951	51.532	+0.499	18.683	16.884	15.965
14	18:30:00.189	51.238	+0.205	18.736	16.623	15.879

Orbits



INT. ADAC Kartrennen Wackersdorf

X30 SENIOR

Pro Kart Raceland Wackersdorf 1,190 Km

Test-Session 4 odd

14.06.2024 18:10

Practice (15:00 Time) started at 18:15:45

Lap	Time of Day	Lap Tm	Diff	S1 Tm	S2 Tm	S3 Tm	Lap	Time of Day	Lap Tm	Diff	S1 Tm	S2 Tm	S3 Tm
15	18:30:51.721	51.532	+0.499	19.020	16.578	15.934							
[881] Jacob Trost													
1	18:17:10.172	52.922	+1.832	19.342	17.332	16.248							
2	18:18:02.087	51.915	+0.825	18.999	16.867	16.049							
3	18:18:53.485	51.398	+0.308	18.803	16.642	15.953							
4	18:19:45.284	51.799	+0.709	19.292	16.633	15.874							
5	18:20:36.522	51.238	+0.148	18.583	16.531	16.124							
6	18:21:27.718	51.196	+0.106	18.619	16.569	16.008							
7	18:22:18.987	51.269	+0.179	18.704	16.581	15.984							
8	18:23:10.152	51.165	+0.075	18.640	16.596	15.929							
9	18:24:01.297	51.145	+0.055	18.697	16.565	15.883							
10	18:24:52.387	51.090		18.696	16.503	15.891							
11	18:25:44.333	51.946	+0.856	18.692	17.037	16.217							
12	18:26:35.766	51.433	+0.343	18.733	16.749	15.951							
13	18:27:26.980	51.214	+0.124	18.728	16.543	15.943							
14	18:28:18.195	51.215	+0.125	18.721	16.550	15.944							
15	18:29:09.641	51.446	+0.356	18.680	16.766	16.000							
16	18:30:00.950	51.309	+0.219	18.668	16.616	16.025							
17	18:30:52.417	51.467	+0.377	18.792	16.679	15.996							
[899] Luke Neubauer													
1	18:17:04.995	52.961	+0.919	19.510	17.228	16.223							
2	18:17:57.037	52.042		18.915	17.086	16.041							
3	18:18:50.154	53.117	+1.075	18.839	16.971	17.307							
4	18:21:03.516	2:13.362	+1:21.320	1:32.423	18.753	22.186							



X30 SENIOR

Serie 1

#	Driver	Nat	Sponsor Entrant	Nat	License E-License	Make
806	Moritz Fischer	DEU	ADAC Pfalz e.V. DUTT MOTORSP. by FENSTER.COM	LUX	NKA26409 IBLK867	Tony Kart/IAME/Komet
807	Marlon Vatter	DEU	AT Motorsport	DEU	ITF38543 KBF38543	Expri/IAME/Komet
809	Luis Esser	DEU	RMW Motorsport	DEU	ITE 11661 KBF39010	OTK/IAME/Komet
810	Daniel Guinchard	GBR	SFR Motorsport	GBR	ITC-C292117 IBL368379	KR/IAME/Komet
811	Karl Schmiederer	DEU	RS-Motorsport	DEU	ITE39775 KBF40372	CRG/IAME/Komet
812	Rocco Curcio	DEU	Valier Motorsport	DEU	ITE29607 KBF15727	Energy/IAME/Komet
816	Elias Schorneck	DEU	VDB Kart Racing	DEU	ITE40538 KBF10478	Tony Kart/IAME/Komet
817	Maximilian Engelstädter	DEU	Dörr Motorsport	DEU	NKA40565 BIF38420	KR/IAME/Komet
820	Felix Maurer	DEU	DUTT MOTORSPORT by FENSTER.com	LUX	NKA41244 IBLK867	Tony Kart/IAME/Komet
821	Manuel Wagner	DEU	RS-Motorsport	DEU	ITE 39259 KBF40372	CRG/IAME/Komet
823	Jason Bralic	NLD	SIM-ON	DEU	ITG46957 KBF39246	Kosmic/IAME/Komet
829	Lutz Ohsenbrink	DEU	KSL Racing Team	DEU	ITE40759 KBF1304585	Alonso/IAME/Komet
834	Moritz Schwing	DEU	Team NKS	DEU	ITE 12057 KBF29153	DR/IAME/Komet
835	Jarno Wiese	DEU	VDB Kart Racing	DEU	ITE 40767 KBF10478	OTK/IAME/Komet
844	Kevin Wagner	DEU	MSC-Langefeld e. V. im ADAC TB Racing Team	DEU	ITE 11828 KBF38262	KR/IAME/Komet
854	Daniel Brozovic	DEU	TR Motorsport	DEU	ITE 42036 KBF23400	OTK/IAME/Komet
877	Niklas Hirsch	DEU	MSC-Langefeld e. V. im ADAC SIM-ON	DEU	ITF39320 KBF39246	Kosmic/IAME/Komet
884	Davin Singer	DEU	ADAC Südbaden e.V. CV Performance Group	DEU	ITE 23384 BIF38321	KR/IAME/Komet
885	Carl Luthardt	DEU	TB Racing Team	DEU	ITE 37029 KBF38262	KR/IAME/Komet
888	Louis Schütze	DEU	RF Racing	DEU	ITE 17941 KBF41358	KR/IAME/Komet
899	Luke Neubauer	DEU	AT Motorsport	DEU	NKA16390 KBF39996	OTK/IAME/Komet
903	Kevin Lantinga	NLD	J.K. Lantinga	NLD	ITE42585 30038	Croc Promotion/IAME/Komet
909	Kyuho Lee	KOR	EGP Racing Team	BEL	IAASDK018508 IBL912001	Tony Kart/IAME/Komet
911	Clement Outran	FRA	Tbkart racing team srl	ITA	IABS126421 BIF126421	Tbkart /IAME/Komet
914	Cristian Biasatti	ITA	Tbkart racing team srl	ITA	IKB448719 BIF3401414487	Tbkart/IAME/Komet
916	Roxanne Lantinga	NLD	Lantinga	NLD	IABS44775 30038	Tony Kart/IAME/Komet
980	Benno Drelok	DEU	Rocco Drelok	DEU	NKA10580 BEK1204567	Tony Kart/IAME/Komet

X30 SENIOR

Serie 2

#	Driver	Nat	Sponsor Entrant	Nat	License E-License	Make
802	Nando Weixelbaumer	AUT	Valier Motorsport	DEU	ITEJK2078 KBF39300	Energy/IAME/Komet
808	Eric Wess	DEU	Kartshop Ampfing	DEU	NKA38485 KBF25142	Drago Corse/IAME/Komet
815	Moritz Wolber	DEU	ADAC Südbaden e.V. NEES RACING	DEU	NKA16641 BIF17863	Maranello/IAME/Komet
818	Matthys Vandebroek	DEU	VDB Kart Racing	DEU	ITE 11491 KBF10478	Tony Kart/IAME/Komet
822	Elja Weiss	DEU	DSK e.V. Ja zum Motorsport SIM-ON	DEU	ITG38504 KBF39246	Kosmic/IAME/Komet
827	Julius Berthold	DEU	TB Racing Team	DEU	ITF38613 KBF38262	KR/IAME/Komet
830	Max Hezel	DEU	ADAC Hessen-Thüringen e.V. CV Performance Group	DEU	ITF38265 BIF38321	KR/IAME/Komet
833	Jannik Remmert	DEU	VDB Kart Racing	DEU	ITE19994 KBF10478	Tony Kart/IAME/Komet
836	Max Ohsenbrink	DEU	KSL Racing Team	DEU	ITE18670 KBF1304585	Alonso/IAME/Komet
843	Luis Simon	DEU	PCH Racing	DEU	NKA36581 KBF39956	LN/IAME/Komet
845	Jan Waibel	DEU	ADAC Mittelrhein e.V. VDB Kart Racing	DEU	NKA12495 KBF10478	Tony Kart/IAME/Komet
853	Devin Leon Ucar	DEU	ADAC Pfalz e.V. Sezai Ucar	DEU	ITF40418 EBK4018	Tony Kart /IAME/Komet
864	Marc Gerstenkorn	CHE	Kartshop Ampfing	DEU	ITF375 BIF25142	Drago Corse/IAME/Komet
872	Tobias Burgstahler	DEU	ADAC Württemberg e.V. Stern Motorsport	DEU	NKA38364 KBF38195	KR/IAME/Komet
876	Cemil Bayyati	DEU	Dörr Motorsport	DEU	ITG15366 BIF38420	KR/IAME/Komet
881	Jacob Trost	DEU	ADAC Hessen-Thüringen e.V. DUTT MOTORSPORT by FENSTER.COM	LUX	NKA41233 IDCK867	Tony Kart/IAME/Komet
887	Torben Gröndahl	DEU	MSC Groß Dölln e.V. im ADAC CV Performance Group	DEU	ITC-C14120 BIF38321	KR/IAME/Komet
890	Leonard Hocker	DEU	RS-Motorsport	DEU	NKA22440 KBF40372	CRG/IAME/Komet
891	Luka Koullen	NLD	PCH Racing	DEU	NKA50483 BIF39956	LN/IAME/Komet
895	Phil Colin Streng	DEU	ADAC Württemberg e.V. Ebert Motorsport	DEU	ITE42785 EL38528	LN/IAME/Komet
898	Hawk Baylaan White	GBR	AT Motorsport	DEU	ITE40903 BIC38996	Exprit/IAME/Komet
908	Henrikas Klepikas	LTU	Dream 2 Drive	LTU	IACS2024-ITE/005 IBL2024-KL/09	Formula K/IAME/Komet
910	Andrea Pirovano	ITA	Tbkart racing team srl	ITA	IKB386900 BIF470451	Tbkart/IAME/Komet
913	Leonardo Longoni	ITA	Tbkart racing team srl	ITA	IKB451116 BIF470451	Tbkart/IAME/Komet
915	Cristian Vergani	ITA	Tbkart racing team srl	ITA	452954 BIF470451	Tbkart/IAME/Komet
917	Colin Würthenberger	DEU	PCH Racing	DEU	IKC12514 KBF39956	LN/IAME/Komet

X30 SENIOR

Free Practice Serie 1

Track length: 1.190 Km
Session Started: 9:29:59
Best Lap by: 810 - Daniel Guinhard - 1:05,979

Rank	#	Driver	Nat	Sponsor Entrant	Nat	License E-License	Make	laps	Best Lap	Diff	In Lap	Penalty
1	810	Daniel Guinhard	GBR	SFR Motorsport	GBR	ITC-C292117 IBL368379	KR/IAME/Komet	5	1:05.979		4	
2	877	Niklas Hirsch	DEU	MSC-Langensfeld e. V. im ADAC SIM-ON	DEU	ITF39320 KBF39246	Kosmic/IAME/Komet	7	1:06.477	0.498	5	
3	903	Kevin Lantinga	NLD	J.K. Lantinga	NLD	ITE42585 30038	Croc Promotion/IAME/Komet	5	1:06.685	0.706	4	
4	911	Clement Outran	FRA	Tbkart racing team srl	ITA	IABS126421 BIF126421	Tbkart /IAME/Komet	7	1:06.689	0.710	3	
5	885	Carl Luthardt	DEU	TB Racing Team	DEU	ITE 37029 KBF38262	KR/IAME/Komet	6	1:06.899	0.920	5	
6	835	Jarno Wiese	DEU	VDB Kart Racing	DEU	ITE 40767 KBF10478	OTK/IAME/Komet	8	1:06.900	0.921	6	
7	821	Manuel Wagner	DEU	RS-Motorsport	DEU	ITE 39259 KBF40372	CRG/IAME/Komet	8	1:06.987	1.008	7	
8	916	Roxanne Lantinga	NLD	Lantinga	NLD	IABS44775 30038	Tony Kart/IAME/Komet	8	1:07.018	1.039	7	
9	812	Rocco Curcio	DEU	Valier Motorsport	DEU	ITE29607 KBF15727	Energy/IAME/Komet	8	1:07.025	1.046	2	
10	809	Luis Esser	DEU	RMW Motorsport	DEU	ITE 11661 KBF39010	OTK/IAME/Komet	8	1:07.084	1.105	2	
11	820	Felix Maurer	DEU	DUTT MOTORSPORT by FENSTER.com	LUX	NKA41244 IBLK867	Tony Kart/IAME/Komet	7	1:07.234	1.255	5	
12	823	Jason Bralic	NLD	SIM-ON	DEU	ITG46957 KBF39246	Kosmic/IAME/Komet	7	1:07.255	1.276	7	
13	844	Kevin Wagner	DEU	MSC-Langensfeld e. V. im ADAC TB Racing Team	DEU	ITE 11828 KBF38262	KR/IAME/Komet	8	1:07.281	1.302	7	
14	816	Elias Schorneck	DEU	VDB Kart Racing	DEU	ITE40538 KBF10478	Tony Kart/IAME/Komet	5	1:07.360	1.381	3	
15	829	Lutz Ohsenbrink	DEU	KSL Racing Team	DEU	ITE40759 KBF1304585	Alonso/IAME/Komet	8	1:07.450	1.471	6	
16	909	Kyuho Lee	KOR	EGP Racing Team	BEL	IAASDK018508 IBL912001	Tony Kart/IAME/Komet	8	1:07.461	1.482	6	
17	806	Moritz Fischer	DEU	ADAC Pfalz e.V. DUTT MOTORSP. by FENSTER.COM	LUX	NKA26409 IBLK867	Tony Kart/IAME/Komet	7	1:07.574	1.595	6	
18	811	Karl Schmiederer	DEU	RS-Motorsport	DEU	ITE39775 KBF40372	CRG/IAME/Komet	8	1:07.714	1.735	8	
19	854	Daniel Brozovic	DEU	TR Motorsport	DEU	ITE 42036 KBF23400	Birel Art/IAME/Komet	8	1:07.779	1.800	8	
20	888	Louis Schütze	DEU	RF Racing	DEU	ITE 17941 KBF41358	KR/IAME/Komet	6	1:07.943	1.964	3	
21	807	Marlon Vatter	DEU	AT Motorsport	DEU	ITF38543 KBF38543	Exprit/IAME/Komet	8	1:08.135	2.156	8	
22	834	Moritz Schwing	DEU	Team NKS	DEU	ITE 12057 KBF29153	DR/IAME/Komet	8	1:08.216	2.237	8	
23	899	Luke Neubauer	DEU	AT Motorsport	DEU	NKA16390 KBF38996	OTK/IAME/Komet	8	1:08.309	2.330	7	
24	980	Benno Drelok	DEU	Rocco Drelok	DEU	NKA10580 BEK1204567	Tony Kart/IAME/Komet	8	1:08.355	2.376	6	
25	914	Cristian Biasatti	ITA	Tbkart racing team srl	ITA	IKB448719 BIF3401414487	Tbkart/IAME/Komet	8	1:08.433	2.454	7	
26	817	Maximilian Engelstädter	DEU	Dörr Motorsport	DEU	NKA40565 BIF38420	KR/IAME/Komet	8	1:09.673	3.694	4	
27	884	Davin Singer	DEU	ADAC Südbaden e.V. CV Performance Group	DEU	ITE 23384 BIF38321	KR/IAME/Komet	0			0	

Timekeeper
M.Riehmers

Race Director
H.Seidel

These results are provisional until the conclusion of any judicial and technical matters!

Printed: 15.06.2024 / 09:41



INT. ADAC Kartrennen Wackersdorf

X30 SENIOR

Pro Kart Raceland Wackersdorf 1,190 Km

Free Practice Serie 1

15.06.2024 09:30

Practice (10:00 Time) started at 9:29:59

Lap	Time of Day	Lap Tm	Diff	S1 Tm	S2 Tm	S3 Tm
(810) Daniel Guinchard						
1	9:32:21.023	1:06.699	+0.720	24.344	22.724	19.631
2	9:33:27.723	1:06.700	+0.721	24.472	22.599	19.629
3	9:34:34.248	1:06.525	+0.546	24.401	22.591	19.533
4	9:35:40.227	1:05.979		24.019	22.402	19.558
5	9:36:47.197	1:06.970	+0.991	24.020	22.577	20.373
(877) Niklas Hirsch						
1	9:33:35.676	1:07.234	+0.757	24.540	23.065	19.629
2	9:34:42.296	1:06.620	+0.143	24.124	22.745	19.751
3	9:35:49.632	1:07.336	+0.859	24.289	23.188	19.859
4	9:36:56.932	1:07.300	+0.823	24.534	23.143	19.623
5	9:38:03.409	1:06.477		24.105	22.687	19.685
6	9:39:09.933	1:06.524	+0.047	24.115	22.743	19.666
7	9:40:16.534	1:06.601	+0.124	24.189	22.901	19.511
(903) Kevin Lantinga						
1	9:32:23.445	1:06.819	+0.134	24.383	22.754	19.682
2	9:33:30.305	1:06.860	+0.175	24.476	22.753	19.631
3	9:34:37.001	1:06.696	+0.011	24.127	22.956	19.613
4	9:35:43.686	1:06.685		24.315	22.736	19.634
5	9:36:50.835	1:07.149	+0.464	24.175	22.689	20.285
(911) Clement Outran						
1	9:32:53.298	1:06.797	+0.108	24.332	22.849	19.616
2	9:34:00.042	1:06.744	+0.055	24.038	22.907	19.799
3	9:35:06.731	1:06.689		24.112	23.004	19.573
4	9:36:13.549	1:06.818	+0.129	24.173	23.077	19.568
5	9:37:20.673	1:07.124	+0.435	23.834	23.425	19.865
6	9:38:34.399	1:13.726	+7.037	24.027	29.307	20.392
7	9:39:41.167	1:06.768	+0.079	24.160	22.997	19.611
(885) Carl Luthardt						
1	9:32:27.975	1:09.210	+2.311	25.464	23.604	20.142
2	9:33:36.845	1:08.870	+1.971	24.832	23.574	20.464
3	9:34:43.704	3:06.859	+1:59.960	2:23.812	23.157	19.890
4	9:37:50.800	1:07.096	+0.197	24.281	23.010	19.805
5	9:38:57.699	1:06.899		24.158	22.954	19.787
6	9:40:04.868	1:07.169	+0.270	24.438	23.026	19.705
(835) Jarno Wiese						
1	9:32:30.701	1:08.276	+1.376	24.821	23.545	19.910
2	9:33:38.185	1:07.484	+0.584	24.187	22.796	20.501
3	9:34:45.497	1:07.312	+0.412	24.533	22.896	19.883
4	9:35:52.432	1:06.935	+0.035	24.299	22.732	19.904
5	9:36:59.708	1:07.276	+0.376	24.393	22.832	20.051
6	9:38:06.608	1:06.900		24.137	22.852	19.911
7	9:39:13.569	1:06.961	+0.061	24.375	22.677	19.909
8	9:40:20.820	1:07.251	+0.351	24.281	22.948	20.022
(821) Manuel Wagner						
1	9:32:29.420	1:08.690	+1.703	25.332	23.301	20.057
2	9:33:37.316	1:07.896	+0.909	24.706	23.148	20.042
3	9:34:44.850	1:07.534	+0.547	24.518	23.126	19.890
4	9:35:51.902	1:07.052	+0.065	24.313	22.799	19.940
5	9:36:59.100	1:07.198	+0.211	24.361	23.080	19.757
6	9:38:06.104	1:07.004	+0.017	24.435	22.825	19.744
7	9:39:13.091	1:06.987		24.282	22.913	19.792
8	9:40:20.399	1:07.308	+0.321	24.509	22.928	19.871
(916) Roxanne Lantinga						
1	9:32:21.942	1:08.152	+1.134	25.181	23.227	19.744
2	9:33:29.530	1:07.588	+0.570	24.538	23.128	19.922
3	9:34:37.520	1:07.990	+0.972	25.074	23.252	19.664
4	9:35:44.651	1:07.131	+0.113	24.371	23.065	19.695
5	9:36:52.067	1:07.416	+0.398	24.285	23.300	19.831
6	9:37:59.453	1:07.386	+0.368	24.465	23.072	19.849
7	9:39:06.471	1:07.018		24.331	22.918	19.769
8	9:40:14.329	1:07.858	+0.840	24.574	23.322	19.962
(812) Rocco Curcio						
1	9:32:26.660	1:07.480	+0.455	24.701	23.045	19.734
2	9:33:33.685	1:07.025		24.251	22.934	19.840

Lap	Time of Day	Lap Tm	Diff	S1 Tm	S2 Tm	S3 Tm
(809) Luis Esser						
1	9:32:26.517	1:07.811	+0.727	24.725	23.038	20.048
2	9:33:32.601	1:07.084		24.358	22.953	19.773
3	9:34:40.462	1:07.861	+0.777	24.432	22.781	20.648
4	9:36:31.259	1:50.797	+43.713	1:08.128	22.792	19.877
5	9:37:38.419	1:07.160	+0.076	24.412	22.854	19.894
6	9:38:45.884	1:07.465	+0.381	24.457	23.084	19.924
7	9:39:53.083	1:07.199	+0.115	24.442	22.895	19.862
8	9:41:02.179	1:09.096	+2.012	24.443	22.971	21.682
(820) Felix Maurer						
1	9:34:01.816	1:07.424	+0.190	24.246	23.241	19.937
2	9:35:09.110	1:07.294	+0.060	24.370	23.081	19.843
3	9:36:16.744	1:07.634	+0.400	24.407	23.020	20.207
4	9:37:24.392	1:07.648	+0.414	24.368	23.241	20.039
5	9:38:31.626	1:07.234		24.326	22.977	19.931
6	9:39:40.907	1:09.281	+2.047	24.548	24.101	20.632
7	9:41:01.031	1:20.124	+12.890	24.325	33.863	21.936
(823) Jason Bralic						
1	9:33:39.877	1:08.608	+1.353	25.152	23.486	19.970
2	9:34:47.643	1:07.766	+0.511	24.550	23.337	19.879
3	9:35:56.352	1:08.709	+1.454	24.847	23.375	20.487
4	9:37:04.488	1:08.136	+0.881	24.574	23.335	20.227
5	9:38:12.268	1:07.780	+0.525	24.851	23.032	19.897
6	9:39:19.814	1:07.546	+0.291	24.535	23.215	19.796
7	9:40:27.069	1:07.255		24.402	23.180	19.673
(844) Kevin Wagner						
1	9:32:25.986	1:09.803	+2.522	25.424	23.636	20.743
2	9:33:34.245	1:08.259	+0.978	24.721	23.484	20.054
3	9:34:41.875	1:07.630	+0.349	24.549	23.087	19.994
4	9:35:49.253	1:07.378	+0.097	24.549	23.120	19.709
5	9:36:57.590	1:08.337	+1.056	24.827	23.766	19.744
6	9:38:05.048	1:07.458	+0.177	24.601	23.083	19.774
7	9:39:12.329	1:07.281		24.537	22.957	19.787
8	9:40:21.459	1:09.130	+1.849	24.616	23.060	21.454
(816) Elias Schorneck						
1	9:34:26.283	1:08.264	+0.904	24.824	23.335	20.105
2	9:35:32.943	1:07.660	+0.300	24.611	23.119	19.930
3	9:36:40.303	1:07.360		24.448	22.910	20.002
4	9:37:47.921	1:07.618	+0.258	24.617	22.942	20.059
5	9:38:57.876	1:09.955	+2.595	24.666	23.185	22.104
(829) Lutz Ohsenbrink						
1	9:32:23.812	1:08.053	+0.603	24.865	23.423	19.765
2	9:33:31.378	1:07.566	+0.116	24.750	22.926	19.890
3	9:34:39.006	1:07.628	+0.178	24.556	23.096	19.976
4	9:35:46.732	1:07.726	+0.276	24.652	23.280	19.794
5	9:37:34.445	1:47.713	+40.263	24.631	1:02.249	20.833
6	9:38:41.895	1:07.450		24.468	23.097	19.885
7	9:39:49.676	1:07.781	+0.331	24.652	23.149	19.980
8	9:40:57.265	1:07.589	+0.139	24.540	23.191	19.858
(909) Kyuho Lee						
1	9:32:32.855	1:07.880	+0.419	24.224	23.418	20.238
2	9:33:40.628	1:07.773	+0.312	24.380	23.432	19.961
3	9:34:48.566	1:07.938	+0.477	24.611	23.399	19.928
4	9:35:56.652	1:08.086	+0.625	24.466	23.177	20.443
5	9:37:43.099	1:46.447	+38.986	1:02.913	23.362	20.172
6	9:38:50.560	1:07.461		24.495	23.099	19.867
7	9:39:58.146	1:07.586	+0.125	24.399	23.133	20.054
8	9:41:05.995	1:07.849	+0.388	24.381	23.539	19.929
(806) Moritz Fischer						
1	9:33:47.741	1:08.528	+0.954	25.083	23.473	19.972

Orbits



INT. ADAC Kartrennen Wackersdorf

X30 SENIOR

Pro Kart Raceland Wackersdorf 1,190 Km

Free Practice Serie 1

15.06.2024 09:30

Practice (10:00 Time) started at 9:29:59

Lap	Time of Day	Lap Tm	Diff	S1 Tm	S2 Tm	S3 Tm
2	9:34:56.955	1:09.214	+1.640	24.539	24.700	19.975
3	9:36:05.323	1:08.368	+0.794	24.363	23.692	20.313
4	9:37:13.871	1:08.548	+0.974	24.767	23.402	20.389
5	9:38:21.707	1:07.836	+0.262	24.390	23.413	20.033
6	9:39:29.281	1:07.574		24.441	23.144	19.989
7	9:40:37.255	1:07.974	+0.400	24.794	23.197	19.983

(811) Karl Schmiederer

1	9:32:32.307	1:09.580	+1.866	25.172	24.072	20.336
2	9:33:41.790	1:09.483	+1.769	25.061	24.166	20.256
3	9:34:49.882	1:08.092	+0.378	24.667	23.276	20.149
4	9:35:58.786	1:08.904	+1.190	25.016	23.255	20.633
5	9:37:07.041	1:08.255	+0.541	24.778	23.417	20.060
6	9:38:14.971	1:07.990	+0.216	24.629	23.193	20.108
7	9:39:23.006	1:08.035	+0.321	24.772	23.221	20.042
8	9:40:30.720	1:07.714		24.489	23.074	20.151

(854) Daniel Brozovic

1	9:32:33.622	1:10.303	+2.524	25.456	24.262	20.585
2	9:33:42.709	1:09.087	+1.308	25.049	23.811	20.227
3	9:34:51.607	1:08.898	+1.119	24.726	23.942	20.230
4	9:36:00.569	1:08.962	+1.183	24.970	23.698	20.294
5	9:37:08.881	1:08.312	+0.533	24.844	23.389	20.079
6	9:38:17.101	1:08.220	+0.441	24.624	23.525	20.071
7	9:39:24.902	1:07.801	+0.022	24.633	23.271	19.897
8	9:40:32.681	1:07.779		24.523	23.351	19.905

(888) Louis Schütze

1	9:32:31.341	1:09.730	+1.787	25.526	24.102	20.102
2	9:33:39.339	1:07.998	+0.055	24.820	23.115	20.063
3	9:34:47.282	1:07.943		24.691	23.133	20.119
4	9:35:55.511	1:08.229	+0.286	25.033	23.214	19.982
5	9:37:32.996	1:37.485	+29.542	53.681	23.743	20.061
6	9:38:41.027	1:08.031	+0.088	24.638	23.313	20.080

(807) Marlon Vatter

1	9:32:29.275	1:09.954	+1.819	25.752	23.713	20.489
2	9:33:37.782	1:08.507	+0.372	25.069	23.300	20.138
3	9:34:47.064	1:09.282	+1.147	25.165	23.489	20.628
4	9:35:55.689	1:08.625	+0.490	24.889	23.231	20.505
5	9:37:04.410	1:08.721	+0.586	24.799	23.400	20.522
6	9:38:13.412	1:09.002	+0.867	25.210	23.460	20.332
7	9:39:22.017	1:08.605	+0.470	24.717	23.439	20.449
8	9:40:30.152	1:08.135		24.814	23.196	20.125

(834) Moritz Schwing

1	9:32:34.114	1:13.460	+5.244	26.944	25.142	21.374
2	9:33:44.662	1:10.548	+2.332	25.932	24.050	20.566
3	9:34:54.045	1:09.383	+1.167	25.248	23.555	20.580
4	9:36:02.970	1:08.925	+0.709	25.132	23.496	20.297
5	9:37:11.826	1:08.856	+0.640	25.106	23.398	20.352
6	9:38:20.077	1:08.251	+0.035	24.833	23.232	20.186
7	9:39:28.382	1:08.305	+0.089	24.785	23.303	20.217
8	9:40:36.598	1:08.216		24.593	23.319	20.304

(899) Luke Neubauer

1	9:32:34.097	1:11.050	+2.741	25.790	24.695	20.565
2	9:33:42.912	1:08.815	+0.506	25.267	23.493	20.055
3	9:34:51.374	1:08.462	+0.153	24.964	23.376	20.122
4	9:36:00.361	1:08.987	+0.678	25.379	23.376	20.232
5	9:37:12.557	1:12.196	+3.887	28.664	23.336	20.196
6	9:38:24.057	1:11.500	+3.191	27.417	23.560	20.523
7	9:39:32.366	1:08.309		24.704	23.389	20.216
8	9:40:40.811	1:08.445	+0.136	24.950	23.356	20.139

(980) Benno Drelok

1	9:32:34.230	1:10.922	+2.567	26.110	24.293	20.519
2	9:33:43.615	1:09.385	+1.030	25.572	23.646	20.167
3	9:34:52.507	1:08.892	+0.537	25.119	23.598	20.175
4	9:36:01.609	1:09.102	+0.747	25.287	23.494	20.321
5	9:37:10.423	1:08.814	+0.459	24.920	23.488	20.406
6	9:38:18.778	1:08.355		24.913	23.251	20.191
7	9:39:28.440	1:09.662	+1.307	24.965	23.261	21.436
8	9:40:40.247	1:11.807	+3.452	27.799	23.653	20.355

(914) Cristian Biasatti

1	9:32:36.642	1:09.019	+0.586	25.218	23.642	20.159
2	9:33:47.395	1:10.753	+2.320	27.185	23.480	20.088
3	9:34:56.332	1:08.937	+0.504	25.108	23.533	20.296
4	9:36:04.997	1:08.665	+0.232	24.770	23.435	20.460
5	9:37:14.217	1:09.220	+0.787	24.667	23.538	21.015
6	9:38:23.114	1:08.897	+0.464	24.926	23.599	20.372
7	9:39:31.547	1:08.433		24.865	23.481	20.087
8	9:40:41.742	1:10.195	+1.762	25.450	24.239	20.506

(817) Maximilian Engelstädter

1	9:32:38.889	1:13.668	+3.995	27.778	25.036	20.854
2	9:33:49.246	1:10.357	+0.684	25.894	23.753	20.710
3	9:34:59.107	1:09.861	+0.188	25.443	24.002	20.416
4	9:36:08.780	1:09.573		25.320	23.796	20.557
5	9:37:19.973	1:11.193	+1.520	26.400	23.870	20.923
6	9:38:30.628	1:10.655	+0.982	26.330	23.743	20.582
7	9:39:41.247	1:10.619	+0.946	25.288	24.164	21.167
8	9:40:52.152	1:10.905	+1.232	26.221	23.781	20.903



X30 SENIOR

Free Practice Serie 2

Track length: 1.190 Km

Session Started: 9:45:19

Best Lap by: 887 - Torben Gröndahl - 1:06.230

Rank	#	Driver	Nat	Sponsor Entrant	Nat	License E-License	Make	laps	Best Lap	Diff	In Lap	Penalty
1	887	Torben Gröndahl	DEU	MSC Groß Dölln e.V. im ADAC CV Performance Group	DEU	ITC-C14120 BIF38321	KR/IAME/Komet	7	1:06.230		3	
2	895	Phil Colin Streng	DEU	ADAC Württemberg e.V. Ebert Motorsport	DEU	ITE42785 EL38528	LN/IAME/Komet	8	1:06.935	0.705	5	
3	915	Cristian Vergani	ITA	Tbkart racing team srl	ITA	452954 BIF470451	Tbkart/IAME/Komet	8	1:07.114	0.884	7	
4	913	Leonardo Longoni	ITA	Tbkart racing team srl	ITA	IKB451116 BIF470451	Tbkart/IAME/Komet	8	1:07.125	0.895	7	
5	836	Max Ohsenbrink	DEU	KSL Racing Team	DEU	ITE18670 KBF1304585	Alonso/IAME/Komet	8	1:07.147	0.917	6	
6	802	Nando Weixelbaumer	AUT	Valier Motorsport	DEU	ITEJK2078 KBF39300	Energy/IAME/Komet	8	1:07.390	1.160	8	
7	833	Jannik Remmert	DEU	VDB Kart Racing	DEU	ITE19994 KBF10478	Tony Kart/IAME/Komet	8	1:07.436	1.206	4	
8	822	Elia Weiss	DEU	DSK e.V. Ja zum Motorsport SIM-ON	DEU	ITG38504 KBF39246	Kosmic/IAME/Komet	8	1:07.439	1.209	8	
9	910	Andrea Pirovano	ITA	Tbkart racing team srl	ITA	IKB386900 BIF470451	Tbkart/IAME/Komet	8	1:07.457	1.227	6	
10	876	Cemil Bayyati	DEU	Dörr Motorsport	DEU	ITG15366 BIF38420	KR/IAME/Komet	6	1:07.482	1.252	5	
11	843	Luis Simon	DEU	PCH Racing	DEU	NKA36581 KBF39956	LN/IAME/Komet	6	1:07.716	1.486	4	
12	815	Moritz Wolber	DEU	ADAC Südbaden e.V. NEES RACING	DEU	NKA16641 BIF17863	Maranello/IAME/Komet	8	1:07.795	1.565	2	
13	890	Leonard Hocker	DEU	RS-Motorsport	DEU	NKA22440 KBF40372	CRG/IAME/Komet	8	1:07.862	1.632	7	
14	845	Jan Waibel	DEU	ADAC Mittelrhein e.V. VDB Kart Racing	DEU	NKA12495 KBF10478	Tony Kart/IAME/Komet	8	1:07.907	1.677	4	
15	853	Devin Leon Ucar	DEU	ADAC Pfalz e.V. Sezai Ucar	DEU	ITF40418 EBK4018	Tony Kart /IAME/Komet	8	1:07.973	1.743	8	
16	830	Max Hezel	DEU	ADAC Hessen-Thüringen e.V. CV Performance Group	DEU	ITF38265 BIF38321	KR/IAME/Komet	7	1:08.065	1.835	3	
17	908	Henrikas Klepikas	LTU	Dream 2 Drive	LTU	IACS2024-ITE/005 IBL2024-KL/09	Formula K/IAME/Komet	7	1:08.151	1.921	7	
18	864	Marc Gerstenkorn	CHE	Kartshop Ampfing	DEU	ITF375 BIF25142	Drago Corse/IAME/Komet	8	1:08.204	1.974	3	
19	818	Matthij Vandebroek	DEU	VDB Kart Racing	DEU	ITE 11491 KBF10478	Tony Kart/IAME/Komet	8	1:08.478	2.248	5	
20	898	Hawk Baylaan White	GBR	AT Motorsport	DEU	ITE40903 BIC38996	Exprit/IAME/Komet	8	1:08.496	2.266	3	
21	808	Eric Wess	DEU	Kartshop Ampfing	DEU	NKA38485 KBF25142	Drago Corse/IAME/Komet	8	1:08.733	2.503	3	
22	827	Julius Berthold	DEU	TB Racing Team	DEU	ITF38613 KBF38262	KR/IAME/Komet	7	1:08.966	2.736	5	
23	872	Tobias Burgstahler	DEU	ADAC Württemberg e.V. Stern Motorsport	DEU	NKA38364 KBF38195	KR/IAME/Komet	8	1:09.176	2.946	7	
24	917	Colin Würthenberger	DEU	PCH Racing	DEU	IKC12514 KBF39956	LN/IAME/Komet	6	1:11.354	5.124	6	
25	891	Luka Koullen	NLD	PCH Racing	DEU	NKA50483 BIF39956	LN/IAME/Komet	0			0	
26	881	Jacob Trost	DEU	ADAC Hessen-Thüringen e.V. DUTT MOTORSPORT by FENSTER.COM	LUX	NKA41233 IDCK867	Tony Kart/IAME/Komet	0			0	

Timekeeper
M.Riehmers




Race Director
H.Seidel



Page 1/1

These results are provisional until the conclusion of any judicial and technical matters!

Printed: 15.06.2024 / 09:56



INT. ADAC Kartrennen Wackersdorf

X30 SENIOR

Pro Kart Raceland Wackersdorf 1,190 Km

Free Practice Serie 2

15.06.2024 09:45

Practice (10:00 Time) started at 9:45:19

Lap	Time of Day	Lap Tm	Diff	S1 Tm	S2 Tm	S3 Tm
(887) Torben Gröndahl						
1	9:48:45.401	1:06.445	+0.215	23.930	22.726	19.789
2	9:49:51.794	1:06.393	+0.163	23.999	22.616	19.778
3	9:50:58.024	1:06.230		23.895	22.627	19.708
4	9:52:04.273	1:06.249	+0.019	23.927	22.601	19.721
5	9:53:10.544	1:06.271	+0.041	23.977	22.638	19.656
6	9:54:16.857	1:06.313	+0.083	24.150	22.510	19.653
7	9:55:23.140	1:06.283	+0.053	23.899	22.473	19.911
(895) Phil Colin Strenge						
1	9:47:41.861	1:08.105	+1.170	24.887	23.012	20.206
2	9:48:49.458	1:07.597	+0.662	24.777	22.816	20.004
3	9:49:57.269	1:07.811	+0.876	24.506	23.165	20.140
4	9:51:05.496	1:08.227	+1.292	24.637	23.308	20.282
5	9:52:12.431	1:06.935		24.226	22.884	19.825
6	9:53:25.855	1:13.424	+6.489	24.682	24.114	24.628
7	9:54:33.325	1:07.470	+0.535	24.521	22.926	20.023
8	9:55:40.263	1:06.938	+0.003	24.250	22.837	19.851
(915) Cristian Vergani						
1	9:47:44.382	1:09.351	+2.237	26.468	22.943	19.940
2	9:48:52.802	1:08.420	+1.306	25.064	23.536	19.820
3	9:50:00.181	1:07.379	+0.265	24.402	22.899	20.078
4	9:51:07.552	1:07.371	+0.257	24.617	23.039	19.715
5	9:52:14.783	1:07.231	+0.117	24.489	22.917	19.825
6	9:53:22.097	1:07.314	+0.200	24.460	22.905	19.949
7	9:54:29.211	1:07.114		24.440	22.829	19.845
8	9:55:36.392	1:07.181	+0.067	24.487	22.895	19.799
(913) Leonardo Longoni						
1	9:47:42.869	1:08.609	+1.484	25.143	23.311	20.155
2	9:48:50.399	1:07.530	+0.405	24.900	22.821	19.809
3	9:49:57.930	1:07.531	+0.406	24.679	22.931	19.921
4	9:51:05.756	1:07.826	+0.701	24.781	23.182	19.863
5	9:52:13.417	1:07.661	+0.536	24.723	23.054	19.884
6	9:53:20.804	1:07.387	+0.262	24.531	22.928	19.928
7	9:54:27.929	1:07.125		24.622	22.844	19.659
8	9:55:35.275	1:07.346	+0.221	24.570	23.113	19.663
(836) Max Ohsenbrink						
1	9:47:43.724	1:07.869	+0.722	24.873	22.983	20.013
2	9:48:51.239	1:07.515	+0.368	24.803	22.973	19.739
3	9:50:01.416	1:10.177	+3.030	27.494	22.892	19.791
4	9:51:08.642	1:07.226	+0.079	24.579	22.821	19.826
5	9:52:17.811	1:09.169	+2.022	24.788	23.033	21.348
6	9:53:24.958	1:07.147		24.551	22.910	19.686
7	9:54:32.144	1:07.186	+0.039	24.514	22.948	19.724
8	9:55:39.679	1:07.535	+0.388	24.669	23.051	19.815
(802) Nando Weixelbaumer						
1	9:48:07.083	1:10.798	+3.408	26.143	24.523	20.132
2	9:49:15.232	1:08.149	+0.759	24.391	23.630	20.128
3	9:50:22.762	1:07.530	+0.140	24.343	23.202	19.985
4	9:51:30.293	1:07.531	+0.141	24.388	23.096	20.047
5	9:52:37.796	1:07.503	+0.113	24.438	22.922	20.143
6	9:53:45.438	1:07.642	+0.252	24.812	22.883	19.947
7	9:54:53.054	1:07.616	+0.226	24.481	23.243	19.892
8	9:56:00.444	1:07.390		24.413	23.000	19.977
(833) Jannik Remmert						
1	9:47:44.849	1:08.106	+0.670	25.254	22.985	19.867
2	9:48:58.445	1:13.596	+6.160	30.221	23.407	19.968
3	9:50:06.632	1:08.187	+0.751	25.291	23.031	19.865
4	9:51:14.068	1:07.436		24.627	22.942	19.867
5	9:52:22.203	1:08.135	+0.699	24.730	23.437	19.968
6	9:53:29.858	1:07.655	+0.219	24.771	22.941	19.943
7	9:54:37.695	1:07.837	+0.401	24.579	23.263	19.995
8	9:55:45.191	1:07.496	+0.060	24.798	22.857	19.841
(822) Elia Weiss						
1	9:47:40.888	1:08.368	+0.929	24.757	23.400	20.211
2	9:48:48.655	1:07.767	+0.328	24.693	23.040	20.034
3	9:49:56.479	1:07.824	+0.385	24.543	23.175	20.106

Lap	Time of Day	Lap Tm	Diff	S1 Tm	S2 Tm	S3 Tm
4	9:51:04.816	1:08.337	+0.898	24.643	23.023	20.671
5	9:52:17.847	1:53.031	+45.592	1:09.522	23.044	20.465
6	9:54:06.049	1:08.202	+0.763	24.581	23.179	20.442
7	9:55:14.221	1:08.172	+0.733	24.509	23.282	20.381
8	9:56:21.660	1:07.439		24.456	22.959	20.024
(910) Andrea Pirovano						
1	9:47:41.328	1:08.452	+0.995	24.964	23.330	20.158
2	9:48:49.060	1:07.732	+0.275	24.614	23.050	20.068
3	9:49:56.840	1:07.780	+0.323	24.535	23.048	20.197
4	9:51:04.721	1:07.881	+0.424	24.622	22.953	20.306
5	9:52:12.376	1:07.655	+0.198	24.659	22.956	20.040
6	9:53:19.833	1:07.457		24.588	22.802	20.067
7	9:54:27.336	1:07.503	+0.046	24.578	22.903	20.022
8	9:55:35.403	1:08.067	+0.610	24.595	22.894	20.578
(876) Cemil Bayyati						
1	9:49:44.207	1:07.878	+0.396	24.765	23.203	19.910
2	9:50:51.764	1:07.557	+0.075	24.648	22.928	19.981
3	9:51:59.407	1:07.643	+0.161	24.527	23.043	20.073
4	9:53:07.119	1:07.712	+0.230	24.591	23.068	20.053
5	9:54:14.601	1:07.482		24.474	22.943	20.065
6	9:55:26.555	1:11.954	+4.472	24.578	23.391	23.985
(843) Luis Simon						
1	9:47:53.293	1:08.995	+1.279	24.983	23.570	20.442
2	9:49:02.153	1:08.860	+1.144	25.174	23.436	20.250
3	9:50:10.848	1:08.695	+0.979	25.027	23.460	20.208
4	9:51:18.564	1:07.716		24.739	23.252	19.725
5	9:52:26.469	1:07.905	+0.189	24.732	23.241	19.932
6	9:53:34.350	1:07.881	+0.165	24.720	23.096	20.065
(815) Moritz Wolber						
1	9:47:55.539	1:09.509	+1.714	25.974	23.478	20.057
2	9:49:03.334	1:07.795		24.691	23.133	19.971
3	9:50:11.746	1:08.412	+0.617	25.146	23.222	20.044
4	9:51:19.597	1:07.851	+0.056	24.829	22.987	20.035
5	9:52:27.774	1:08.177	+0.382	24.715	23.230	20.232
6	9:53:36.410	1:08.636	+0.841	25.491	23.046	20.099
7	9:54:44.267	1:07.857	+0.062	24.536	23.175	20.146
8	9:55:52.068	1:07.801	+0.006	24.542	23.032	20.227
(890) Leonard Hocker						
1	9:47:49.157	1:09.529	+1.667	25.514	23.686	20.329
2	9:48:57.811	1:08.654	+0.792	24.715	23.751	20.188
3	9:50:08.197	1:10.386	+2.524	24.791	23.222	22.373
4	9:51:16.358	1:08.161	+0.299	24.811	23.255	20.095
5	9:52:27.459	1:11.101	+3.239	24.802	23.244	23.055
6	9:53:35.707	1:08.248	+0.386	25.080	23.139	20.029
7	9:54:43.569	1:07.832		24.672	23.061	20.129
8	9:55:51.752	1:08.183	+0.321	24.699	23.282	20.202
(845) Jan Waibel						
1	9:47:49.629	1:09.156	+1.249	25.423	23.545	20.188
2	9:48:58.841	1:09.212	+1.305	25.119	23.438	20.655
3	9:50:07.322	1:08.481	+0.574	25.139	23.236	20.106
4	9:51:15.229	1:07.907		24.717	23.220	19.970
5	9:52:23.604	1:08.375	+0.468	24.902	23.357	20.116
6	9:53:32.047	1:08.443	+0.536	24.674	23.461	20.308
7	9:54:40.191	1:08.144	+0.237	24.662	23.382	20.100
8	9:55:48.301	1:08.110	+0.203	24.850	23.298	19.962
(853) Devin Leon Ucar						
1	9:47:55.812	1:08.529	+0.556	24.869	23.371	20.289
2	9:49:04.608	1:08.796	+0.823	24.952	23.489	20.355
3	9:50:13.277	1:08.669	+0.696	24.828	23.439	20.402
4	9:51:24.870	1:11.593	+3.620	28.011	23.318	20.264
5	9:52:33.178	1:08.308	+0.335	24.648	23.294	20.366
6	9:53:41.302	1:08.124	+0.151	24.615	23.231	20.278
7	9:54:49.599	1:08.297	+0.324	24.803	23.292	20.202
8	9:55:57.572	1:07.973		24.587		

INT. ADAC Kartrennen Wackersdorf

X30 SENIOR

Pro Kart Raceland Wackersdorf 1,190 Km

Free Practice Serie 2

15.06.2024 09:45

Practice (10:00 Time) started at 9:45:19

Lap	Time of Day	Lap Tm	Diff	S1 Tm	S2 Tm	S3 Tm
2	9:48:51.951	1:08.873	+0.808	25.281	23.644	19.948
3	9:50:00.016	1:08.065		24.605	23.374	20.086
4	9:51:08.293	1:08.277	+0.212	25.114	23.233	19.930
5	9:52:17.445	1:09.152	+1.087	24.670	23.306	21.176
6	9:54:56.312	2:38.867	+1:30.802	1:55.401	23.454	20.012
7	9:56:04.651	1:08.339	+0.274	25.073	23.333	19.933

(908) Henrikas Klepikas

1	9:47:50.569	1:10.314	+2.163	25.821	23.993	20.500
2	9:49:00.034	1:09.465	+1.314	25.131	24.123	20.211
3	9:50:10.644	1:10.610	+2.459	25.105	23.858	21.647
4	9:52:19.575	2:08.931	+1:00.780	1:25.050	23.539	20.342
5	9:53:29.655	1:10.080	+1.929	24.706	25.131	20.243
6	9:54:38.347	1:08.692	+0.541	24.518	23.743	20.431
7	9:55:46.498	1:08.151		24.621	23.453	20.077

(864) Marc Gerstenkorn

1	9:47:44.241	1:09.659	+1.455	25.388	23.533	20.738
2	9:48:54.344	1:10.103	+1.899	26.566	23.316	20.221
3	9:50:02.548	1:08.204		24.713	23.399	20.092
4	9:51:13.781	1:11.233	+3.029	24.969	25.678	20.586
5	9:52:23.233	1:09.452	+1.248	25.494	23.692	20.266
6	9:53:31.796	1:08.563	+0.359	24.934	23.262	20.367
7	9:54:41.002	1:09.206	+1.002	24.758	24.127	20.321
8	9:55:49.369	1:08.367	+0.163	24.753	23.298	20.316

(818) Matthy Vandebroek

1	9:47:54.788	1:09.365	+0.887	25.422	23.616	20.327
2	9:49:04.105	1:09.317	+0.839	25.645	23.505	20.167
3	9:50:12.606	1:08.501	+0.023	24.854	23.444	20.203
4	9:51:21.693	1:09.087	+0.609	25.051	23.404	20.632
5	9:52:30.171	1:08.473		24.847	23.393	20.238
6	9:53:38.962	1:08.791	+0.313	25.033	23.311	20.447
7	9:54:52.207	1:13.245	+4.767	29.786	23.220	20.239
8	9:56:07.981	1:15.774	+7.296	29.911	23.630	22.233

(898) Hawk Baylaan White

1	9:47:47.017	1:09.111	+0.615	25.243	23.558	20.310
2	9:48:55.843	1:08.826	+0.330	25.026	23.422	20.378
3	9:50:04.339	1:08.496		24.869	23.562	20.065
4	9:51:13.211	1:08.872	+0.376	25.039	23.625	20.208
5	9:52:21.976	1:08.765	+0.269	24.833	23.414	20.518
6	9:53:30.924	1:08.948	+0.452	25.207	23.519	20.222
7	9:54:39.757	1:08.833	+0.337	24.730	23.778	20.325
8	9:55:48.387	1:08.630	+0.134	24.808	23.559	20.263

(808) Eric Wess

1	9:47:52.443	1:09.790	+1.057	25.614	23.742	20.434
2	9:49:01.595	1:09.152	+0.419	25.089	23.626	20.437
3	9:50:10.328	1:08.733		24.969	23.449	20.315
4	9:51:21.394	1:11.066	+2.333	26.547	23.991	20.528
5	9:52:31.334	1:09.940	+1.207	24.990	24.344	20.606
6	9:53:40.504	1:09.170	+0.437	25.317	23.350	20.503
7	9:54:49.939	1:09.435	+0.702	25.012	23.767	20.656
8	9:56:01.142	1:11.203	+2.470	24.929	23.719	22.555

(827) Julius Berthold

1	9:49:22.703	1:14.617	+5.651	25.822	24.136	24.659
2	9:50:32.815	1:10.112	+1.146	25.431	23.727	20.954
3	9:51:41.897	1:09.082	+0.116	25.060	23.532	20.490
4	9:52:50.939	1:09.042	+0.076	24.956	23.383	20.703
5	9:53:59.905	1:08.966		24.963	23.453	20.550
6	9:55:14.567	1:14.662	+5.696	25.133	23.354	26.175
7	9:56:23.663	1:09.096	+0.130	25.082	23.591	20.423

(872) Tobias Burgstahler

1	9:47:53.211	1:11.708	+2.532	26.938	23.975	20.795
2	9:49:07.315	1:14.104	+4.928	29.692	23.713	20.699
3	9:50:17.515	1:10.200	+1.024	25.994	23.602	20.604
4	9:51:27.208	1:09.693	+0.517	25.488	23.508	20.697
5	9:52:37.093	1:09.885	+0.709	25.911	23.386	20.588
6	9:53:46.852	1:09.759	+0.583	25.989	23.427	20.343
7	9:54:56.028	1:09.176		25.185	23.606	20.385
8	9:56:05.696	1:09.668	+0.492	25.657	23.701	20.310

Lap	Time of Day	Lap Tm	Diff	S1 Tm	S2 Tm	S3 Tm
(917) Colin Würthenberger						
1	9:48:02.873	1:14.431	+3.077	25.867	24.443	24.121
2	9:49:17.846	1:14.973	+3.619	27.588	24.726	22.659
3	9:52:27.534	3:09.688	+1:58.334	2:20.950	25.062	23.676
4	9:53:39.177	1:11.643	+0.289	25.986	24.607	21.050
5	9:54:59.803	1:20.626	+9.272	34.416	24.847	21.363
6	9:56:11.157	1:11.354		25.938	24.623	20.793

X30 SENIOR

Qualifying Practice Serie 1

Track length: 1.190 Km

Session Started: 11:20:15


Best Lap by: 903 - Kevin Lantinga - 1:06.457

Rank	#	Driver	Nat	Sponsor Entrant	Nat	License E-License	Make	laps	Best Lap	Diff	In Lap	Penalty
1	903	Kevin Lantinga	NLD	J.K. Lantinga	NLD	ITE42585 30038	Croc Promotion/IAME/Komet	5	1:06.457		3	
2	810	Daniel Guinchar	GBR	SFR Motorsport	GBR	ITC-C292117 IBL368379	KR/IAME/Komet	5	1:06.679	0.222	3	
3	877	Niklas Hirsch	DEU	MSC-Langenfeld e. V. im ADAC SIM-ON	DEU	ITF39320 KBF39246	Kosmic/IAME/Komet	5	1:06.717	0.260	3	
4	821	Manuel Wagner	DEU	RS-Motorsport	DEU	ITE 39259 KBF40372	CRG/IAME/Komet	5	1:06.865	0.408	5	
5	911	Clement Outran	FRA	Tbkart racing team srl	ITA	IABS126421 BIF126421	Tbkart /IAME/Komet	5	1:07.076	0.619	4	
6	809	Luis Esser	DEU	RMW Motorsport	DEU	ITE 11661 KBF39010	OTK/IAME/Komet	5	1:07.103	0.646	4	
7	885	Carl Luthardt	DEU	TB Racing Team	DEU	ITE 37029 KBF38262	KR/IAME/Komet	5	1:07.136	0.679	5	
8	844	Kevin Wagner	DEU	MSC-Langenfeld e. V. im ADAC TB Racing Team	DEU	ITE 11828 KBF38262	KR/IAME/Komet	5	1:07.225	0.768	3	
9	916	Roxanne Lantinga	NLD	Lantinga	NLD	IABS44775 30038	Tony Kart/IAME/Komet	5	1:07.255	0.798	5	
10	812	Rocco Curcio	DEU	Valier Motorsport	DEU	ITE29607 KBF15727	Energy/IAME/Komet	5	1:07.274	0.817	5	
11	835	Jarno Wiese	DEU	VDB Kart Racing	DEU	ITE 40767 KBF10478	OTK/IAME/Komet	4	1:07.280	0.823	1	
12	806	Moritz Fischer	DEU	ADAC Pfalz e.V. DUTT MOTORSP. by FENSTER.COM	LUX	NKA26409 IBLK867	Tony Kart/IAME/Komet	4	1:07.480	1.023	2	
13	811	Karl Schmiederer	DEU	RS-Motorsport	DEU	ITE39775 KBF40372	CRG/IAME/Komet	5	1:07.517	1.060	5	
14	823	Jason Bralic	NLD	SIM-ON	DEU	ITG46957 KBF39246	Kosmic/IAME/Komet	5	1:07.560	1.103	3	
15	820	Felix Maurer	DEU	DUTT MOTORSPORT by FENSTER.com	LUX	NKA41244 IBLK867	Tony Kart/IAME/Komet	5	1:07.671	1.214	1	
16	816	Elias Schorneck	DEU	VDB Kart Racing	DEU	ITE40538 KBF10478	Tony Kart/IAME/Komet	5	1:07.685	1.228	4	
17	909	Kyuhoo Lee	KOR	EGP Racing Team	BEL	IAASDK018508 IBL912001	Tony Kart/IAME/Komet	5	1:07.753	1.296	5	
18	899	Luke Neubauer	DEU	AT Motorsport	DEU	NKA16390 KBF38996	OTK/IAME/Komet	5	1:07.968	1.511	3	
19	829	Lutz Ohsenbrink	DEU	KSL Racing Team	DEU	ITE40759 KBF1304585	Alonso/IAME/Komet	5	1:08.002	1.545	5	
20	854	Daniel Brozovic	DEU	TR Motorsport	DEU	ITE 42036 KBF23400	Birel Art/IAME/Komet	5	1:08.116	1.659	3	
21	834	Moritz Schwing	DEU	Team NKS	DEU	ITE 12057 KBF29153	DR/IAME/Komet	5	1:08.671	2.214	5	
22	817	Maximilian Engelstädter	DEU	Dörr Motorsport	DEU	NKA40565 BIF38420	KR/IAME/Komet	4	1:09.108	2.651	3	
23	980	Benno Drelok	DEU	Rocco Drelok	DEU	NKA10580 BEK1204567	Tony Kart/IAME/Komet	5	1:09.282	2.825	3	
24	884	Davin Singer	DEU	ADAC Südbaden e.V. CV Performance Group	DEU	ITE 23384 BIF38321	KR/IAME/Komet	4	1:09.678	3.221	2	
25	914	Cristian Biasatti	ITA	Tbkart racing team srl	ITA	IKB448719 BIF3401414487	Tbkart/IAME/Komet	5	1:08.232	1.775	5	+ 5 pos
26	888	Louis Schütze	DEU	RF Racing	DEU	ITE 17941 KBF41358	KR/IAME/Komet	5	1:08.289	1.832	5	+ 5 pos
27	807	Marlon Vatter	DEU	AT Motorsport	DEU	ITF38543 KBF38543	Exprit/IAME/Komet	2	1:09.020	2.563	1	+ 5 pos.

Announcements

914,888,807 + 5 pos front fairing

Timekeeper
M.Riehmers




Race Director
H.Seidel



Page 1/1

These results are provisional until the conclusion of any judicial and technical matters!

Printed: 15.06.2024 / 11:42



INT. ADAC Kartrennen Wackersdorf

X30 SENIOR

Pro Kart Raceland Wackersdorf 1,190 Km

Qualifying Practice Serie 1

15.06.2024 11:20

Qualifying (6:00 Time) started at 11:20:15

Lap	Time of Day	Lap Tm	Diff	S1 Tm	S2 Tm	S3 Tm
(903) Kevin Lantinga						
1	11:22:28.357	1:06.809	+0.352	24.194	22.937	19.678
2	11:23:35.020	1:06.663	+0.206	24.028	22.755	19.880
3	11:24:41.477	1:06.457		24.061	22.847	19.549
4	11:25:52.101	1:10.624	+4.167	28.034	23.075	19.515
5	11:26:58.688	1:06.587	+0.130	24.123	22.855	19.609
(810) Daniel Guinchart						
1	11:22:29.309	1:06.698	+0.019	24.212	22.707	19.779
2	11:23:36.048	1:06.739	+0.060	24.352	22.618	19.769
3	11:24:42.727	1:06.679		24.335	22.661	19.683
4	11:25:49.423	1:06.696	+0.017	24.166	22.861	19.669
5	11:26:56.330	1:06.907	+0.228	24.211	22.903	19.793
(877) Niklas Hirsch						
1	11:22:31.637	1:07.707	+0.990	24.608	23.278	19.821
2	11:23:38.561	1:06.924	+0.207	24.256	22.733	19.935
3	11:24:45.278	1:06.717		24.161	22.884	19.672
4	11:25:52.672	1:07.394	+0.677	24.335	23.247	19.812
5	11:26:59.548	1:06.876	+0.159	24.291	23.006	19.579
(821) Manuel Wagner						
1	11:22:38.296	1:07.847	+0.982	24.876	23.132	19.839
2	11:23:46.687	1:08.391	+1.526	25.213	23.326	19.852
3	11:24:54.114	1:07.427	+0.562	24.557	23.119	19.751
4	11:26:01.965	1:07.851	+0.986	24.817	23.106	19.928
5	11:27:08.830	1:06.865		24.225	22.908	19.732
(911) Clement Outran						
1	11:22:28.736	1:07.769	+0.693	24.485	23.417	19.867
2	11:23:36.213	1:07.477	+0.401	24.365	23.217	19.895
3	11:24:43.446	1:07.233	+0.157	24.409	23.114	19.710
4	11:25:50.522	1:07.076		24.450	22.859	19.767
5	11:26:57.746	1:07.224	+0.148	24.254	22.982	19.988
(809) Luis Esser						
1	11:22:35.628	1:07.992	+0.889	24.713	23.239	20.040
2	11:23:42.906	1:07.278	+0.175	24.345	23.110	19.823
3	11:24:50.162	1:07.256	+0.153	24.324	23.057	19.875
4	11:25:57.265	1:07.103		24.383	22.947	19.773
5	11:27:04.390	1:07.125	+0.022	24.335	22.917	19.873
(885) Carl Luthardt						
1	11:22:32.313	1:08.581	+1.445	24.536	24.108	19.937
2	11:23:39.874	1:07.561	+0.425	24.573	23.188	19.800
3	11:24:47.332	1:07.458	+0.322	24.343	23.384	19.731
4	11:25:54.934	1:07.602	+0.466	24.395	23.157	20.050
5	11:27:02.070	1:07.136		24.409	23.043	19.684
(844) Kevin Wagner						
1	11:22:34.635	1:07.596	+0.371	24.696	23.039	19.861
2	11:23:42.002	1:07.367	+0.142	24.510	23.038	19.819
3	11:24:49.227	1:07.225		24.529	22.904	19.792
4	11:25:56.532	1:07.305	+0.080	24.480	22.968	19.857
5	11:27:03.775	1:07.243	+0.018	24.412	22.991	19.840
(916) Roxanne Lantinga						
1	11:22:27.718	1:07.465	+0.210	24.395	23.278	19.792
2	11:23:35.326	1:07.608	+0.353	24.217	23.427	19.964
3	11:24:43.141	1:07.815	+0.560	24.391	23.568	19.856
4	11:25:51.043	1:07.902	+0.647	24.398	23.539	19.965
5	11:26:58.298	1:07.255		24.348	23.111	19.796
(812) Rocco Curcio						
1	11:22:32.046	1:07.470	+0.196	24.727	22.951	19.792
2	11:23:39.605	1:07.559	+0.285	24.511	23.156	19.892
3	11:24:47.017	1:07.412	+0.138	24.416	23.105	19.891
4	11:25:54.395	1:07.378	+0.104	24.465	23.074	19.839
5	11:27:01.669	1:07.274		24.437	23.006	19.831
(835) Jarno Wiese						
1	11:23:05.130	1:07.280		24.346	22.903	20.031
2	11:24:12.843	1:07.713	+0.433	24.440	23.110	20.163

Lap	Time of Day	Lap Tm	Diff	S1 Tm	S2 Tm	S3 Tm
(806) Moritz Fischer						
1	11:22:56.702	1:07.641	+0.161	24.498	23.153	19.990
2	11:24:04.182	1:07.480		24.418	23.203	19.859
3	11:25:11.982	1:07.800	+0.320	24.536	23.300	19.964
4	11:26:19.613	1:07.631	+0.151	24.565	23.122	19.944
(811) Karl Schmiederer						
1	11:22:39.526	1:09.910	+2.393	24.852	23.772	21.286
2	11:23:47.630	1:08.104	+0.587	24.714	23.507	19.883
3	11:24:56.471	1:08.841	+1.324	24.552	23.458	20.831
4	11:26:04.179	1:07.708	+0.191	24.579	23.175	19.954
5	11:27:11.696	1:07.517		24.460	23.069	19.988
(823) Jason Bralic						
1	11:22:36.434	1:08.371	+0.811	24.771	23.330	20.270
2	11:23:44.545	1:08.111	+0.551	24.777	23.375	19.959
3	11:24:52.105	1:07.560		24.347	23.363	19.850
4	11:25:59.807	1:07.702	+0.142	24.303	23.474	19.925
5	11:27:11.514	1:11.707	+4.147	27.423	23.816	20.468
(820) Felix Maurer						
1	11:22:49.605	1:07.671		24.431	23.219	20.021
2	11:23:57.479	1:07.874	+0.203	24.583	23.218	20.073
3	11:25:05.264	1:07.785	+0.114	24.596	23.130	20.059
4	11:26:13.317	1:08.053	+0.382	24.624	23.328	20.101
5	11:27:21.319	1:08.002	+0.331	24.640	23.250	20.112
(816) Elias Schorneck						
1	11:22:44.742	1:07.912	+0.227	24.667	23.227	20.018
2	11:23:52.720	1:07.978	+0.293	24.685	23.206	20.087
3	11:25:03.114	1:10.394	+2.709	24.626	24.635	21.133
4	11:26:10.799	1:07.585		24.528	23.263	19.894
5	11:27:21.269	1:10.470	+2.785	24.828	23.871	21.771
(909) Kyuho Lee						
1	11:22:43.834	1:08.705	+0.952	24.834	23.632	20.239
2	11:23:51.896	1:08.062	+0.309	24.617	23.328	20.117
3	11:25:00.478	1:08.582	+0.829	24.556	23.857	20.169
4	11:26:08.609	1:08.131	+0.378	24.891	23.249	19.991
5	11:27:16.362	1:07.753		24.633	23.092	20.028
(899) Luke Neubauer						
1	11:22:37.113	1:08.889	+0.921	25.211	23.286	20.392
2	11:23:47.376	1:10.263	+2.295	25.981	23.882	20.400
3	11:24:55.344	1:07.968		24.609	23.338	20.021
4	11:26:03.720	1:08.376	+0.408	24.793	23.372	20.211
5	11:27:12.418	1:08.698	+0.730	24.982	23.484	20.232
(829) Lutz Ohnsenbrink						
1	11:22:37.782	1:08.852	+0.850	25.273	23.338	20.241
2	11:23:46.431	1:08.649	+0.647	25.105	23.495	20.049
3	11:24:54.558	1:08.127	+0.125	24.604	23.644	19.879
4	11:26:03.121	1:08.563	+0.561	24.667	23.941	19.955
5	11:27:11.123	1:08.002		24.659	23.303	20.040
(854) Daniel Brozovic						
1	11:22:37.272	1:08.448	+0.332	24.901	23.513	20.034
2	11:23:45.997	1:08.725	+0.609	25.293	23.459	19.973
3	11:24:54.113	1:08.116		24.641	23.270	20.205
4	11:26:03.070	1:08.957	+0.841	24.970	23.888	20.099
5	11:27:17.268	1:14.198	+6.082	30.978	23.260	19.960
(834) Moritz Schwing						
1	11:22:36.862	1:10.257	+1.586	25.735	24.036	20.486
2	11:23:49.089	1:12.227	+3.556	26.491	25.215	20.521
3	11:24:57.800	1:08.711	+0.040	25.066	23.465	20.180
4	11:26:06.558	1:08.758	+0.087	25.201	23.348	20.209
5	11:27:15.229	1:08.571		24.961	23.428	20.282
(817) Maximilian Engelstädter						
1	11:23:02.361	1:10.345	+1.237	25.417	24.276	20.652

Orbits



INT. ADAC Kartrennen Wackersdorf

X30 SENIOR

Pro Kart Raceland Wackersdorf 1,190 Km

Qualifying Practice Serie 1

15.06.2024 11:20

Qualifying (6:00 Time) started at 11:20:15

Lap	Time of Day	Lap Tm	Diff	S1 Tm	S2 Tm	S3 Tm	Lap	Time of Day	Lap Tm	Diff	S1 Tm	S2 Tm	S3 Tm
2	11:24:11.685	1:09.324	+0.216	25.247	23.730	20.347							
3	11:25:20.793	1:09.108		25.054	23.574	20.480							
4	11:26:30.561	1:09.768	+0.660	24.951	24.029	20.788							
(980) Benno Drelok													
1	11:22:41.341	1:09.511	+0.229	25.317	23.608	20.586							
2	11:23:50.886	1:09.545	+0.263	25.513	23.555	20.477							
3	11:25:00.168	1:09.282		25.188	23.643	20.451							
4	11:26:10.032	1:09.864	+0.582	25.573	23.717	20.574							
5	11:27:20.040	1:10.008	+0.726	25.419	23.789	20.800							
(884) Davin Singer													
1	11:22:35.512	1:11.764	+2.086	25.337	23.889	22.538							
2	11:23:45.190	1:09.678		26.455	23.091	20.132							
3	11:25:10.655	1:25.455	+15.787	24.395	33.991	27.079							
4	11:26:45.532	1:34.877	+25.199	35.469	29.772	29.636							
(914) Cristian Biasatti													
1	11:22:36.120	1:08.945	+0.713	24.983	23.569	20.393							
2	11:23:44.768	1:08.648	+0.416	24.911	23.373	20.364							
3	11:24:53.558	1:08.790	+0.558	25.037	23.649	20.104							
4	11:26:02.279	1:08.721	+0.489	24.809	23.475	20.437							
5	11:27:10.511	1:08.232		24.787	23.332	20.113							
(888) Louis Schütze													
1	11:22:43.125	1:08.997	+0.708	25.165	23.458	20.374							
2	11:23:51.452	1:08.327	+0.038	24.660	23.580	20.087							
3	11:25:01.007	1:09.555	+1.266	25.127	23.964	20.464							
4	11:26:10.063	1:09.056	+0.767	25.039	23.786	20.231							
5	11:27:18.352	1:08.289		24.892	23.306	20.091							
(807) Marlon Vatter													
1	11:22:37.573	1:09.020		25.439	23.481	20.100							
2	11:23:48.469	1:10.896	+1.876	26.095	24.672	20.129							



X30 SENIOR

Qualifying Practice Serie 2

Track length: 1.190 Km

Session Started: 11:31:04


Best Lap by: 887 - Torben Gröndahl - 1:06.037

Rank	#	Driver	Nat	Sponsor Entrant	Nat	License E-License	Make	laps	Best Lap	Diff	In Lap	Penalty
1	887	Torben Gröndahl	DEU	MSC Groß Dölln e.V. im ADAC CV Performance Group	DEU	ITC-C14120 BIF38321	KR/IAME/Komet	5	1:06.037		5	
2	833	Jannik Remmert	DEU	VDB Kart Racing	DEU	ITE19994 KBF10478	Tony Kart/IAME/Komet	5	1:06.426	0.389	4	
3	822	Elia Weiss	DEU	DSK e.V. Ja zum Motorsport SIM-ON	DEU	ITG38504 KBF39246	Kosmic/IAME/Komet	5	1:06.651	0.614	5	
4	864	Marc Gerstenkorn	CHE	Kartshop Ampfing	DEU	ITF375 BIF25142	Drago Corse/IAME/Komet	5	1:06.715	0.678	5	
5	895	Phil Colin Streng	DEU	ADAC Württemberg e.V. Ebert Motorsport	DEU	ITE42785 EL38528	LN/IAME/Komet	5	1:06.960	0.923	4	
6	876	Cemil Bayyati	DEU	Dörr Motorsport	DEU	ITG15366 BIF38420	KR/IAME/Komet	5	1:07.017	0.980	4	
7	802	Nando Weixelbaumer	AUT	Valier Motorsport	DEU	ITEJK2078 KBF39300	Energy/IAME/Komet	5	1:07.421	1.384	2	
8	836	Max Ohsenbrink	DEU	KSL Racing Team	DEU	ITE18670 KBF1304585	Alonso/IAME/Komet	4	1:07.443	1.406	2	
9	853	Devin Leon Ucar	DEU	ADAC Pfalz e.V. Sezai Ucar	DEU	ITF40418 EBK4018	Tony Kart /IAME/Komet	4	1:07.616	1.579	3	
10	830	Max Hezel	DEU	ADAC Hessen-Thüringen e.V. CV Performance Group	DEU	ITF38265 BIF38321	KR/IAME/Komet	5	1:06.798	0.761	4	+ 5 pos
11	913	Leonardo Longoni	ITA	Tbkart racing team srl	ITA	IKB451116 BIF470451	Tbkart/IAME/Komet	5	1:06.802	0.765	5	+ 5 pos
12	881	Jacob Trost	DEU	ADAC Hessen-Thüringen e.V. DUTT MOTORSPORT by FENSTER.COM	LUX	NKA41233 IDCK867	Tony Kart/IAME/Komet	5	1:07.624	1.587	4	
13	910	Andrea Pirovano	ITA	Tbkart racing team srl	ITA	IKB386900 BIF470451	Tbkart/IAME/Komet	5	1:07.698	1.661	5	
14	915	Cristian Vergani	ITA	Tbkart racing team srl	ITA	452954 BIF470451	Tbkart/IAME/Komet	5	1:07.246	1.209	4	+ 5 pos
15	845	Jan Waibel	DEU	ADAC Mittelrhein e.V. VDB Kart Racing	DEU	NKA12495 KBF10478	Tony Kart/IAME/Komet	4	1:07.836	1.799	4	
16	843	Luis Simon	DEU	PCH Racing	DEU	NKA36581 KBF39956	LN/IAME/Komet	4	1:07.963	1.926	4	
17	890	Leonard Hocker	DEU	RS-Motorsport	DEU	NKA22440 KBF40372	CRG/IAME/Komet	5	1:07.973	1.936	5	
18	891	Luka Koullen	NLD	PCH Racing	DEU	NKA50483 BIF39956	LN/IAME/Komet	4	1:07.985	1.948	3	
19	898	Hawk Baylaan White	GBR	AT Motorsport	DEU	ITE40903 BIC38996	Exprit/IAME/Komet	5	1:08.022	1.985	5	
20	815	Moritz Wolber	DEU	ADAC Südbaden e.V. NEES RACING	DEU	NKA16641 BIF17863	Maranello/IAME/Komet	4	1:08.056	2.019	4	
21	818	Matthy Vandebroek	DEU	VDB Kart Racing	DEU	ITE 11491 KBF10478	Tony Kart/IAME/Komet	4	1:08.225	2.188	2	
22	827	Julius Berthold	DEU	TB Racing Team	DEU	ITF38613 KBF38262	KR/IAME/Komet	5	1:08.943	2.906	4	
23	917	Colin Würthenberger	DEU	PCH Racing	DEU	IKC12514 KBF39956	LN/IAME/Komet	5	1:09.063	3.026	5	
24	808	Eric Wess	DEU	Kartshop Ampfing	DEU	NKA38485 KBF25142	Drago Corse/IAME/Komet	3	1:19.793	13.756	1	
25	908	Henrikas Klepikas	LTU	Dream 2 Drive	LTU	IACS2024-ITE/005 IBL2024-KL/09	Formula K/IAME/Komet	5	1:08.433	2.396	5	+ 5 pos
26	872	Tobias Burgstahler	DEU	ADAC Württemberg e.V. Stern Motorsport	DEU	NKA38364 KBF38195	KR/IAME/Komet	5	1:08.449	2.412	5	+ 5 pos

Announcements

872,913,908,915,830 + 5 pos front fairing

Timekeeper
M.Riehmers




Race Director
H.Seidel



Page 1/1

These results are provisional until the conclusion of any judicial and technical matters!

Printed: 15.06.2024 / 11:58



INT. ADAC Kartrennen Wackersdorf

Pro Kart Raceland Wackersdorf 1,190 Km

X30 SENIOR

Qualifying Practice Serie 2

15.06.2024 11:31

Qualifying (6:00 Time) started at 11:31:04

Lap	Time of Day	Lap Tm	Diff	S1 Tm	S2 Tm	S3 Tm
(887) Torben Gröndahl						
1	11:33:17.982	1:06.179	+0.142	23.880	22.610	19.689
2	11:34:24.336	1:06.354	+0.317	23.964	22.520	19.870
3	11:35:30.377	1:06.041	+0.004	23.849	22.644	19.548
4	11:36:36.512	1:06.135	+0.098	23.834	22.679	19.622
5	11:37:42.549	1:06.037		23.856	22.553	19.628
(833) Jannik Remmert						
1	11:33:23.686	1:08.608	+2.182	24.516	23.330	20.762
2	11:34:30.385	1:06.699	+0.273	24.236	22.763	19.700
3	11:35:39.303	1:08.918	+2.492	25.590	23.491	19.837
4	11:36:45.729	1:06.426		24.104	22.806	19.516
5	11:37:52.246	1:06.517	+0.091	24.124	22.891	19.502
(822) Elia Weiss						
1	11:33:18.892	1:07.613	+0.962	24.679	23.016	19.918
2	11:34:26.175	1:07.283	+0.632	24.324	22.967	19.992
3	11:35:32.905	1:06.730	+0.079	24.145	22.885	19.700
4	11:36:39.779	1:06.874	+0.223	24.274	22.928	19.672
5	11:37:46.430	1:06.651		24.148	22.772	19.731
(864) Marc Gerstenkorn						
1	11:33:28.741	1:07.643	+0.928	24.675	23.036	19.932
2	11:34:36.294	1:07.553	+0.838	24.382	23.161	20.010
3	11:35:43.979	1:07.685	+0.970	24.403	23.446	19.836
4	11:36:50.960	1:06.981	+0.266	24.362	22.898	19.721
5	11:37:57.675	1:06.715		24.296	22.676	19.743
(895) Phil Colin Strenge						
1	11:33:21.842	1:07.914	+0.954	25.076	23.004	19.834
2	11:34:28.910	1:07.068	+0.108	24.460	22.915	19.693
3	11:35:36.198	1:07.288	+0.328	24.678	22.943	19.667
4	11:36:43.158	1:06.960		24.217	22.844	19.899
5	11:37:50.196	1:07.038	+0.078	24.405	22.895	19.738
(876) Cemil Bayyati						
1	11:33:28.372	1:08.016	+0.999	24.584	23.216	20.216
2	11:34:35.929	1:07.557	+0.540	24.542	22.997	20.018
3	11:35:43.093	1:07.164	+0.147	24.458	22.864	19.842
4	11:36:50.110	1:07.017		24.331	22.927	19.759
5	11:37:57.127	1:07.017		24.339	22.802	19.876
(802) Nando Weixelbaumer						
1	11:33:40.083	1:07.632	+0.211	24.483	23.152	19.997
2	11:34:47.504	1:07.421		24.522	22.997	19.902
3	11:35:55.342	1:07.838	+0.417	24.738	23.118	19.982
4	11:37:03.143	1:07.801	+0.380	24.642	23.295	19.864
5	11:38:10.733	1:07.590	+0.169	24.456	23.211	19.923
(836) Max Ohsenbrink						
1	11:33:25.922	1:12.389	+4.896	24.434	27.703	20.202
2	11:34:33.365	1:07.443		24.337	23.173	19.933
3	11:35:57.552	1:24.187	+16.744	24.464	39.155	20.568
4	11:37:05.267	1:07.715	+0.272	24.419	23.298	19.998
(853) Devin Leon Ucar						
1	11:33:41.333	1:08.108	+0.492	24.635	23.389	20.084
2	11:34:49.264	1:07.931	+0.315	24.746	23.187	19.998
3	11:35:56.880	1:07.616		24.465	23.122	20.029
4	11:37:05.667	1:08.787	+1.171	24.678	23.495	20.614
(830) Max Hezel						
1	11:33:20.947	1:07.158	+0.360	24.408	23.003	19.747
2	11:34:27.995	1:07.048	+0.250	24.356	22.990	19.702
3	11:35:35.041	1:07.046	+0.248	24.357	22.936	19.753
4	11:36:41.839	1:06.798		24.156	22.897	19.745
5	11:37:48.687	1:06.848	+0.050	24.193	22.910	19.745
(913) Leonardo Longoni						
1	11:33:21.709	1:07.452	+0.650	24.548	23.076	19.828
2	11:34:29.839	1:08.130	+1.328	24.893	23.121	20.116
3	11:35:37.471	1:07.632	+0.830	24.745	22.956	19.931
4	11:36:44.375	1:06.904	+0.102	24.303	22.918	19.683

Lap	Time of Day	Lap Tm	Diff	S1 Tm	S2 Tm	S3 Tm
5	11:37:51.177	1:06.802		24.266	22.875	19.661
(881) Jacob Trost						
1	11:33:30.903	1:08.312	+0.688	24.792	23.206	20.314
2	11:34:39.561	1:08.658	+1.034	25.213	23.380	20.065
3	11:35:48.735	1:09.174	+1.550	25.649	23.276	20.249
4	11:36:56.359	1:07.624		24.544	23.061	20.019
5	11:38:04.128	1:07.769	+0.145	24.438	23.100	20.231
(910) Andrea Pirovano						
1	11:33:33.989	1:08.062	+0.364	24.733	23.244	20.085
2	11:34:41.861	1:07.872	+0.174	24.704	23.145	20.023
3	11:35:50.379	1:08.518	+0.820	24.559	23.041	20.918
4	11:36:58.388	1:08.009	+0.311	24.789	23.127	20.093
5	11:38:06.086	1:07.598		24.558	23.077	20.063
(915) Cristian Vergani						
1	11:33:31.186	1:07.251	+0.005	24.311	23.117	19.823
2	11:34:38.730	1:07.544	+0.298	24.450	23.203	19.891
3	11:35:47.597	1:08.867	+1.621	24.749	23.604	20.514
4	11:36:54.843	1:07.246		24.402	23.163	19.681
5	11:38:02.543	1:07.700	+0.454	24.364	23.454	19.882
(845) Jan Waibel						
1	11:33:24.744	1:08.203	+0.367	24.866	23.200	20.137
2	11:34:53.937	1:29.193	+21.357	45.836	23.368	19.989
3	11:36:02.116	1:08.179	+0.343	24.893	23.253	20.033
4	11:37:09.952	1:07.836		24.832	22.971	20.033
(843) Luis Simon						
1	11:33:45.963	1:11.227	+3.264	24.562	23.348	23.317
2	11:34:57.433	1:11.470	+3.507	25.579	23.323	22.568
3	11:36:14.509	1:17.076	+9.113	32.332	24.679	20.065
4	11:37:22.472	1:07.963		24.557	23.380	20.026
(890) Leonard Hocker						
1	11:33:30.366	1:08.456	+0.483	24.897	23.232	20.327
2	11:34:39.200	1:08.834	+0.861	24.840	23.445	20.549
3	11:35:47.522	1:08.322	+0.349	24.847	23.340	20.135
4	11:36:55.610	1:08.088	+0.115	24.936	23.170	19.982
5	11:38:03.583	1:07.973		24.772	23.201	20.000
(891) Luka Koullen						
1	11:33:41.793	1:12.234	+4.249	27.978	23.917	20.339
2	11:34:50.211	1:08.418	+0.433	24.749	23.538	20.131
3	11:35:58.196	1:07.985		24.764	23.317	19.904
4	11:37:06.560	1:08.364	+0.379	24.508	23.779	20.077
(898) Hawk Baylaan White						
1	11:33:26.345	1:08.424	+0.402	24.756	23.595	20.073
2	11:34:34.884	1:08.539	+0.517	24.849	23.494	20.196
3	11:35:43.572	1:08.688	+0.666	24.703	23.889	20.096
4	11:36:52.446	1:08.874	+0.852	25.141	23.532	20.201
5	11:38:00.468	1:08.022		24.666	23.386	19.970
(815) Moritz Wolber						
1	11:33:58.718	1:08.845	+0.789	25.419	23.376	20.050
2	11:35:07.015	1:08.297	+0.241	24.655	23.360	20.282
3	11:36:15.237	1:08.222	+0.166	25.067	23.119	20.036
4	11:37:23.293	1:08.056		24.728	23.236	20.092
(818) Matthy Vandebroek						
1	11:33:38.860	1:08.623	+0.398	25.138	23.255	20.230
2	11:34:47.085	1:08.225		24.944	23.212	20.069
3	11:35:55.988	1:08.903	+0.678	25.475	23.343	20.085
4	11:37:07.833	1:11.845	+3.620	24.741	26.435	20.669
(827) Julius Berthold						
1	11:33:29.945	1:09.267	+0.324	25.458	23.592	20.217
2	11:34:43.113	1:13.168	+4.225	24.840	23.643	24.685
3	11:35:52.160	1:09.047	+0.104	24.962	23.329	20.756
4	11:37:01.103	1:08.943		25.013	23.609	20.321
5	11:38:10.468	1:09.365	+0.422	25.115	23.817	20.433

Orbits



INT. ADAC Kartrennen Wackersdorf

X30 SENIOR

Pro Kart Raceland Wackersdorf 1,190 Km

Qualifying Practice Serie 2

15.06.2024 11:31

Qualifying (6:00 Time) started at 11:31:04

Lap	Time of Day	Lap Tm	Diff	S1 Tm	S2 Tm	S3 Tm	Lap	Time of Day	Lap Tm	Diff	S1 Tm	S2 Tm	S3 Tm
(917) Colin Würthenberger													
1	11:33:35.040	1:10.588	+1.525	25.370	24.164	21.054							
2	11:34:45.145	1:10.105	+1.042	25.411	23.969	20.725							
3	11:35:54.659	1:09.514	+0.451	25.045	23.861	20.608							
4	11:37:04.393	1:09.734	+0.671	25.307	23.956	20.471							
5	11:38:13.456	1:09.063		24.961	23.725	20.377							
(808) Eric Wess													
1	11:34:27.296	1:19.793		28.216	27.475	24.102							
2	11:35:49.776	1:22.480	+2.687	30.769	27.218	24.493							
3	11:37:10.339	1:20.563	+0.770	30.073	27.571	22.919							
(908) Henrikas Klepikas													
1	11:33:29.279	1:09.548	+1.115	25.014	24.124	20.410							
2	11:34:38.524	1:09.245	+0.812	24.961	23.932	20.352							
3	11:35:47.979	1:09.455	+1.022	24.694	23.749	21.012							
4	11:36:56.783	1:08.804	+0.371	24.829	23.553	20.422							
5	11:38:05.216	1:08.433		24.943	23.458	20.032							
(872) Tobias Burgstahler													
1	11:33:27.964	1:08.928	+0.479	25.285	23.399	20.244							
2	11:34:37.032	1:09.068	+0.619	25.309	23.418	20.341							
3	11:35:45.706	1:08.674	+0.225	24.854	23.420	20.400							
4	11:36:54.177	1:08.471	+0.022	24.965	23.402	20.104							
5	11:38:02.626	1:08.449		24.819	23.350	20.280							



X30 SENIOR

Qualifying Practice Serie 2 Revision 2

Track length: 1.190 Km

Session Started: 11:31:04

Best Lap by: 887 - Torben Gröndahl - 1:06.037


Rank	#	Driver	Nat	Sponsor Entrant	Nat	License E-License	Make	laps	Best Lap	Diff	In Lap	Penalty
1	887	Torben Gröndahl	DEU	MSC Groß Dölln e.V. im ADAC CV Performance Group	DEU	ITC-C14120 BIF38321	KR/IAME/Komet	5	1:06.037		5	
2	822	Elja Weiss	DEU	DSK e.V. Ja zum Motorsport SIM-ON	DEU	ITG38504 KBF39246	Kosmic/IAME/Komet	5	1:06.651	0.614	5	
3	864	Marc Gerstenkorn	CHE	Kartshop Ampfing	DEU	ITF375 BIF25142	Drago Corse/IAME/Komet	5	1:06.715	0.678	5	
4	895	Phil Colin Streng	DEU	ADAC Württemberg e.V. Ebert Motorsport	DEU	ITE42785 EL38528	LN/IAME/Komet	5	1:06.960	0.923	4	
5	876	Cemil Bayyati	DEU	Dörr Motorsport	DEU	ITG15366 BIF38420	KR/IAME/Komet	5	1:07.017	0.980	4	
6	802	Nando Weixelbaumer	AUT	Valier Motorsport	DEU	ITEJK2078 KBF39300	Energy/IAME/Komet	5	1:07.421	1.384	2	
7	836	Max Ohsenbrink	DEU	KSL Racing Team	DEU	ITE18670 KBF1304585	Alonso/IAME/Komet	4	1:07.443	1.406	2	
8	853	Devin Leon Ucar	DEU	ADAC Pfalz e.V. Sezai Ucar	DEU	ITF40418 EBK4018	Tony Kart /IAME/Komet	4	1:07.616	1.579	3	
9	881	Jacob Trost	DEU	ADAC Hessen-Thüringen e.V. DUTT MOTORSPORT by FENSTER.COM	LUX	NKA41233 IDCK867	Tony Kart/IAME/Komet	5	1:07.624	1.587	4	
10	830	Max Hezel	DEU	ADAC Hessen-Thüringen e.V. CV Performance Group	DEU	ITF38265 BIF38321	KR/IAME/Komet	5	1:06.798	0.761	4	+ 5 pos
11	913	Leonardo Longoni	ITA	Tbkart racing team srl	ITA	IKB451116 BIF470451	Tbkart/IAME/Komet	5	1:06.802	0.765	5	+ 5 pos
12	910	Andrea Pirovano	ITA	Tbkart racing team srl	ITA	IKB386900 BIF470451	Tbkart/IAME/Komet	5	1:07.698	1.661	5	
13	845	Jan Waibel	DEU	ADAC Mittelrhein e.V. VDB Kart Racing	DEU	NKA12495 KBF10478	Tony Kart/IAME/Komet	4	1:07.836	1.799	4	
14	915	Cristian Vergani	ITA	Tbkart racing team srl	ITA	452954 BIF470451	Tbkart/IAME/Komet	5	1:07.246	1.209	4	+ 5 pos
15	843	Luis Simon	DEU	PCH Racing	DEU	NKA36581 KBF39956	LN/IAME/Komet	4	1:07.963	1.926	4	
16	890	Leonard Hocker	DEU	RS-Motorsport	DEU	NKA22440 KBF40372	CRG/IAME/Komet	5	1:07.973	1.936	5	
17	891	Luka Koullen	NLD	PCH Racing	DEU	NKA50483 BIF39956	LN/IAME/Komet	4	1:07.985	1.948	3	
18	898	Hawk Baylaan White	GBR	AT Motorsport	DEU	ITE40903 BIC38996	Exprit/IAME/Komet	5	1:08.022	1.985	5	
19	815	Moritz Wolber	DEU	ADAC Südbaden e.V. NEES RACING	DEU	NKA16641 BIF17863	Maranello/IAME/Komet	4	1:08.056	2.019	4	
20	818	Matthy Vandebroek	DEU	VDB Kart Racing	DEU	ITE 11491 KBF10478	Tony Kart/IAME/Komet	4	1:08.225	2.188	2	
21	827	Julius Berthold	DEU	TB Racing Team	DEU	ITF38613 KBF38262	KR/IAME/Komet	5	1:08.943	2.906	4	
22	917	Colin Würthenberger	DEU	PCH Racing	DEU	IKC12514 KBF39956	LN/IAME/Komet	5	1:09.063	3.026	5	
23	808	Eric Wess	DEU	Kartshop Ampfing	DEU	NKA38485 KBF25142	Drago Corse/IAME/Komet	3	1:19.793	13.756	1	
24	908	Henrikas Klepikas	LTU	Dream 2 Drive	LTU	IACS2024-ITE/005 IBL2024-KL/09	Formula K/IAME/Komet	5	1:08.433	2.396	5	+ 5 pos
25	872	Tobias Burgstahler	DEU	ADAC Württemberg e.V. Stern Motorsport	DEU	NKA38364 KBF38195	KR/IAME/Komet	5	1:08.449	2.412	5	+ 5 pos
26	833	Jannik Remmert	DEU	VDB Kart Racing	DEU	ITE19994 KBF10478	Tony Kart/IAME/Komet	0			0	

Announcements

872,913,908,915,830 + 5 pos front fairing

833 all Passings delete Steward session

Timekeeper
M.Riehmers




Race Director
H.Seidel



Page 1/1

These results are provisional until the conclusion of any judicial and technical matters!

Printed: 15.06.2024 / 12:19

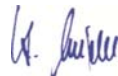


DKM Round 3
X30 Senioren
Wackersdorf
Total Result Qualifying Fast Group / Slow Group

Pos.	No.	Firstname	Lastname	NAT	Entrant	NAT	Make	Sponsor	Best Time	Pos	
										Gr.	Heat
1	887	Torben	Gröndahl	DEU	CV Performance Group	DEU	KR/IAME/Komet	MSC Groß Dölln e.V. im ADAC	1:06.037	1	A
2	903	Kevin	Lantinga	NLD	J.K. Lantinga	NLD	Croc Promotion/IAME/Komet		1:06.457	1	B
3	822	Elia	Weiss	DEU	SIM-ON	DEU	Kosmic/IAME/Komet	DSK e.V. Ja zum Motorsport	1:06.651	2	C
4	810	Daniel	Guinchard	GBR	SFR Motorsport	GBR	KR/IAME/Komet		1:06.679	2	A
5	864	Marc	Gerstenkorn	CHE	Kartshop Ampfing	DEU	Drago Corse/IAME/Komet		1:06.715	3	B
6	877	Niklas	Hirsch	DEU	SIM-ON	DEU	Kosmic/IAME/Komet	MSC-Langenfeld e. V. im ADA	1:06.717	3	C
7	895	Phil Colin	Streng	DEU	Ebert Motorsport	DEU	LN/IAME/Komet	ADAC Württemberg e.V.	1:06.960	4	A
8	821	Manuel	Wagner	DEU	RS-Motorsport	DEU	CRG/IAME/Komet		1:06.865	4	B
9	876	Cemil	Bayyati	DEU	Dörr Motorsport	DEU	KR/IAME/Komet		1:07.017	5	C
10	911	Clement	Outran	FRA	Tbkart racing team srl	ITA	Tbkart /IAME/Komet		1:07.076	5	A
11	802	Nando	Weixelbaumer	AUT	Valier Motorsport	DEU	Energy/IAME/Komet		1:07.421	6	B
12	809	Luis	Esser	DEU	RMW Motorsport	DEU	OTK/IAME/Komet		1:07.103	6	C
13	836	Max	Ohsenbrink	DEU	KSL Racing Team	DEU	Alonso/IAME/Komet		1:07.443	7	A
14	885	Carl	Luthardt	DEU	TB Racing Team	DEU	KR/IAME/Komet		1:07.136	7	B
15	853	Devin Leon	Ucar	DEU	Sezai Ucar	DEU	Tony Kart /IAME/Komet	ADAC Pfalz e.V.	1:07.616	8	C
16	844	Kevin	Wagner	DEU	TB Racing Team	DEU	KR/IAME/Komet	MSC-Langenfeld e. V. im ADA	1:07.225	8	A
17	881	Jacob	Trost	DEU	DUTT MOTORSPORT by FENSTER.COM	LUX	Tony Kart/IAME/Komet	ADAC Hessen-Thüringen e.V.	1:07.624	9	B
18	916	Roxanne	Lantinga	NLD	Lantinga	NLD	Tony Kart/IAME/Komet		1:07.255	9	C
19	830	Max	Hezel	DEU	CV Performance Group	DEU	KR/IAME/Komet	ADAC Hessen-Thüringen e.V.	1:06.798	10	A
20	812	Rocco	Curcio	DEU	Valier Motorsport	DEU	Energy/IAME/Komet		1:07.274	10	B
21	913	Leonardo	Longoni	ITA	Tbkart racing team srl	ITA	Tbkart/IAME/Komet		1:06.802	11	C
22	835	Jarno	Wiese	DEU	VDB Kart Racing	DEU	OTK/IAME/Komet		1:07.280	11	A
23	910	Andrea	Pirovano	ITA	Tbkart racing team srl	ITA	Tbkart/IAME/Komet		1:07.698	12	B
24	806	Moritz	Fischer	DEU	DUTT MOTORSP. by FENSTER.COM	LUX	Tony Kart/IAME/Komet	ADAC Pfalz e.V.	1:07.480	12	C
25	845	Jan	Waibel	DEU	VDB Kart Racing	DEU	Tony Kart/IAME/Komet	ADAC Mittelrhein e.V.	1:07.836	13	A
26	811	Karl	Schmiederer	DEU	RS-Motorsport	DEU	CRG/IAME/Komet		1:07.517	13	B
27	915	Cristian	Vergani	ITA	Tbkart racing team srl	ITA	Tbkart/IAME/Komet		1:07.246	14	C
28	823	Jason	Bralic	NLD	SIM-ON	DEU	Kosmic/IAME/Komet		1:07.560	14	A
29	843	Luis	Simon	DEU	PCH Racing	DEU	LN/IAME/Komet		1:07.963	15	B
30	820	Felix	Maurer	DEU	DUTT MOTORSPORT by FENSTER.com	LUX	Tony Kart/IAME/Komet		1:07.671	15	C
31	890	Leonard	Hocker	DEU	RS-Motorsport	DEU	CRG/IAME/Komet		1:07.973	16	A
32	816	Elias	Schorneck	DEU	VDB Kart Racing	DEU	Tony Kart/IAME/Komet		1:07.685	16	B
33	891	Luka	Koullen	NLD	PCH Racing	DEU	LN/IAME/Komet		1:07.985	17	C
34	909	Kyuhu	Lee	KOR	EGP Racing Team	BEL	Tony Kart/IAME/Komet		1:07.753	17	A
35	898	Hawk Baylaan	White	GBR	AT Motorsport	DEU	Expriit/IAME/Komet		1:08.022	18	B
36	899	Luke	Neubauer	DEU	AT Motorsport	DEU	OTK/IAME/Komet		1:07.968	18	C
37	815	Moritz	Wolber	DEU	NEES RACING	DEU	Maranello/IAME/Komet	ADAC Südbaden e.V.	1:08.056	19	A
38	829	Lutz	Ohsenbrink	DEU	KSL Racing Team	DEU	Alonso/IAME/Komet		1:08.002	19	B
39	818	Matthy	Vandebroek	DEU	VDB Kart Racing	DEU	Tony Kart/IAME/Komet		1:08.225	20	C
40	854	Daniel	Brozovic	DEU	TR Motorsport	DEU	Birel Art/IAME/Komet		1:08.116	20	A
41	827	Julius	Berthold	DEU	TB Racing Team	DEU	KR/IAME/Komet		1:08.943	21	B
42	834	Moritz	Schwing	DEU	Team NKS	DEU	DR/IAME/Komet		1:08.671	21	C
43	917	Colin	Würthenberger	DEU	PCH Racing	DEU	LN/IAME/Komet		1:09.063	22	A
44	817	Maximilian	Engelstädter	DEU	Dörr Motorsport	DEU	KR/IAME/Komet		1:09.108	22	B
45	808	Eric	Wess	DEU	Kartshop Ampfing	DEU	Drago Corse/IAME/Komet		1:19.793	23	C

Announcements: These results are provisional until the conclusion of any judicial and technical matters

Race Director Horst Seidel:



Timekeeping M. Riehmers:



Printed: 15.06.2024 12:22

Posted at: h



DKM Round 3
X30 Senioren
Wackersdorf
Total Result Qualifying Fast Group / Slow Group

Pos

Pos. No.	Firstname	Lastname	Driv.		Entr.		Sponsor	Best Time	Pos	
			NAT	Entrant	NAT	Make			Gr.	Gr.
46	980	Benno	Drelok	DEU Rocco Drelok	DEU Tony Kart/IAME/Komet			1:09.282	23	A
47	908	Henrikas	Klepikas	LTU Dream 2 Drive	LTU Formula K/IAME/Komet			1:08.433	24	B
48	884	Davin	Singer	DEU CV Performance Group	DEU KR/IAME/Komet	ADAC Südbaden e.V.		1:09.678	24	C
49	872	Tobias	Burgstahler	DEU Stern Motorsport	DEU KR/IAME/Komet	ADAC Württemberg e.V.		1:08.449	25	A
50	914	Cristian	Biasatti	ITA Tbkart racing team srl	ITA Tbkart/IAME/Komet			1:08.232	25	B
51	833	Jannik	Remmert	DEU VDB Kart Racing	DEU Tony Kart/IAME/Komet			0,000	26	C
52	888	Louis	Schütze	DEU RF Racing	DEU KR/IAME/Komet			1:08.289	26	A
53	807	Marlon	Vatter	DEU AT Motorsport	DEU Exprit/IAME/Komet			1:09.020	27	B

Announcements: These results are provisional until the conclusion of any judicial and technical matters

Race Director Horst Seidel:



Timekeeping M. Riehmers:



Printed: 15.06.2024 12:22


Posted at: h




Heat organization
DKM Round 3
Wackersdorf
X30 Senioren Group A

Group	Pos	No.	Firstname	Lastname	Class	Overall BestTm
Group A	1	887	Torben	Gröndahl	X30 Senioren	1:06.037
Group A	4	810	Daniel	Guinchard	X30 Senioren	1:06.679
Group A	7	895	Phil Colin	Streng	X30 Senioren	1:06.960
Group A	10	911	Clement	Outran	X30 Senioren	1:07.076
Group A	13	836	Max	Ohsenbrink	X30 Senioren	1:07.443
Group A	16	844	Kevin	Wagner	X30 Senioren	1:07.225
Group A	19	830	Max	Hezel	X30 Senioren	1:06.798
Group A	22	835	Jarno	Wiese	X30 Senioren	1:07.280
Group A	25	845	Jan	Waibel	X30 Senioren	1:07.836
Group A	28	823	Jason	Bralic	X30 Senioren	1:07.560
Group A	31	890	Leonard	Hocker	X30 Senioren	1:07.973
Group A	34	909	Kyuho	Lee	X30 Senioren	1:07.753
Group A	37	815	Moritz	Wolber	X30 Senioren	1:08.056
Group A	40	854	Daniel	Brozovic	X30 Senioren	1:08.116
Group A	43	917	Colin	Würthenberger	X30 Senioren	1:09.063
Group A	46	980	Benno	Drelok	X30 Senioren	1:09.282
Group A	49	872	Tobias	Burgstahler	X30 Senioren	1:08.449
Group A	52	888	Louis	Schütze	X30 Senioren	1:08.289

Race Director Horst Seidel:



Timekeeping M. Riehmers:



Printed: 15.06.2024 12:22

Posted at: h



**Heat organization
DKM Round 3
Wackersdorf
X30 Senioren Group B**

Group	Pos	No.	Firstname	Lastname	Class	Overall BestTm
Group B	2	903	Kevin	Lantinga	X30 Senioren	1:06.457
Group B	5	864	Marc	Gerstenkorn	X30 Senioren	1:06.715
Group B	8	821	Manuel	Wagner	X30 Senioren	1:06.865
Group B	11	802	Nando	Weixelbaumer	X30 Senioren	1:07.421
Group B	14	885	Carl	Luthardt	X30 Senioren	1:07.136
Group B	17	881	Jacob	Trost	X30 Senioren	1:07.624
Group B	20	812	Rocco	Curcio	X30 Senioren	1:07.274
Group B	23	910	Andrea	Pirovano	X30 Senioren	1:07.698
Group B	26	811	Karl	Schmiederer	X30 Senioren	1:07.517
Group B	29	843	Luis	Simon	X30 Senioren	1:07.963
Group B	32	816	Elias	Schorneck	X30 Senioren	1:07.685
Group B	35	898	Hawk Baylaan	White	X30 Senioren	1:08.022
Group B	38	829	Lutz	Ohsenbrink	X30 Senioren	1:08.002
Group B	41	827	Julius	Berthold	X30 Senioren	1:08.943
Group B	44	817	Maximilian	Engelstädter	X30 Senioren	1:09.108
Group B	47	908	Henrikas	Klepikas	X30 Senioren	1:08.433
Group B	50	914	Cristian	Biasatti	X30 Senioren	1:08.232
Group B	53	807	Marlon	Vatter	X30 Senioren	1:09.020

Race Director Horst Seidel:



Timekeeping M. Riehmers:



Printed: 15.06.2024 12:22

Posted at: h



Heat organization
DKM Round 3
Wackersdorf
X30 Senioren Group C

Group	Pos	No.	Firstname	Lastname	Class	Overall BestTm
Group C	3	822	Elia	Weiss	X30 Senioren	1:06.651
Group C	6	877	Niklas	Hirsch	X30 Senioren	1:06.717
Group C	9	876	Cemil	Bayyati	X30 Senioren	1:07.017
Group C	12	809	Luis	Esser	X30 Senioren	1:07.103
Group C	15	853	Devin Leon	Ucar	X30 Senioren	1:07.616
Group C	18	916	Roxanne	Lantinga	X30 Senioren	1:07.255
Group C	21	913	Leonardo	Longoni	X30 Senioren	1:06.802
Group C	24	806	Moritz	Fischer	X30 Senioren	1:07.480
Group C	27	915	Cristian	Vergani	X30 Senioren	1:07.246
Group C	30	820	Felix	Maurer	X30 Senioren	1:07.671
Group C	33	891	Luka	Koullen	X30 Senioren	1:07.985
Group C	36	899	Luke	Neubauer	X30 Senioren	1:07.968
Group C	39	818	Matthy	Vandebroek	X30 Senioren	1:08.225
Group C	42	834	Moritz	Schwing	X30 Senioren	1:08.671
Group C	45	808	Eric	Wess	X30 Senioren	1:19.793
Group C	48	884	Davin	Singer	X30 Senioren	1:09.678
Group C	51	833	Jannik	Remmert	X30 Senioren	0,000

Race Director Horst Seidel:



Timekeeping M. Riehmers:



Printed: 15.06.2024 12:22

posted at: h



DKM Round 3

Class: X30 Senioren

Date/Time: 15.06.2024 12:50

Track:

Heat:

Laps:

Wackersdorf

Heat 1 B-C

11 lap

Edition 1

Marlon Vatter	807	Exprit/IAME/Komet	18		
	35				36
Cristian Biasatti	914	Tbkart/IAME/Komet	17	Jannik Remmert	833 Tony Kart/IAME/Komet
	33				34
Henrikas Klepikas	908	Formula K/IAME/Komet	16	Davin Singer	884 KR/IAME/Komet
	31				32
Maximilian Engelstädter	817	KR/IAME/Komet	15	Eric Wess	808 Drago Corse/IAME/Komet
	29				30
Julius Berthold	827	KR/IAME/Komet	14	Moritz Schwing	834 DR/IAME/Komet
	27				28
Lutz Ohsenbrink	829	Alonso/IAME/Komet	13	Matthy Vandebroek	818 Tony Kart/IAME/Komet
	25				26
Hawk Baylaan White	898	Exprit/IAME/Komet	12	Luke Neubauer	899 OTK/IAME/Komet
	23				24
Elias Schorneck	816	Tony Kart/IAME/Komet	11	Luka Koullen	891 LN/IAME/Komet
	21				22
Luis Simon	843	LN/IAME/Komet	10	Felix Maurer	820 Tony Kart/IAME/Komet
	19				20
Karl Schmiederer	811	CRG/IAME/Komet	9	Cristian Vergani	915 Tbkart/IAME/Komet
	17				18
Andrea Pirovano	910	Tbkart/IAME/Komet	8	Moritz Fischer	806 Tony Kart/IAME/Komet
	15				16
Rocco Curcio	812	Energy/IAME/Komet	7	Leonardo Longoni	913 Tbkart/IAME/Komet
	13				14
Jacob Trost	881	Tony Kart/IAME/Komet	6	Roxanne Lantinga	916 Tony Kart/IAME/Komet
	11				12
Carl Luthardt	885	KR/IAME/Komet	5	Devin Leon Ucar	853 Tony Kart/IAME/Komet
	9				10
Nando Weixelbaumer	802	Energy/IAME/Komet	4	Luis Esser	809 OTK/IAME/Komet
	7				8
Manuel Wagner	821	CRG/IAME/Komet	3	Cemil Bayyati	876 KR/IAME/Komet
	5				6
Marc Gerstenkorn	864	Drago Corse/IAME/Komet	2	Niklas Hirsch	877 Kosmic/IAME/Komet
	3				4
Kevin Lantinga	903	Croc Promotion/IAM	1	Elia Weiss	822 Kosmic/IAME/Komet
	1				2

Pole Position

Row

printed 15.06.2024 12:22



DKM Round 3

Class: X30 Senioren

Date/Time: 15.06.2024 14:50

Track:

Heat:

Laps:

Wackersdorf

Heat 2 A-C

11 lap

Edition 1

Louis Schütze	888	KR/IAME/Komet	18	
	35			36
Tobias Burgstahler	872	KR/IAME/Komet	17	Jannik Remmert
	33			833
Benno Drelok	980	Tony Kart/IAME/Kom	16	Davin Singer
	31			884
Colin Würthenberger	917	LN/IAME/Komet	15	Eric Wess
	29			808
Daniel Brozovic	854	Birel Art/IAME/Komet	14	Moritz Schwing
	27			834
Moritz Wolber	815	Maranello/IAME/Komet	13	Matthy Vandebroek
	25			818
Kyuhoo Lee	909	Tony Kart/IAME/Kom	12	Luke Neubauer
	23			899
Leonard Hocker	890	CRG/IAME/Komet	11	Luka Koullen
	21			891
Jason Bralic	823	Kosmic/IAME/Komet	10	Felix Maurer
	19			820
Jan Waibel	845	Tony Kart/IAME/Kom	9	Cristian Vergani
	17			915
Jarno Wiese	835	OTK/IAME/Komet	8	Moritz Fischer
	15			806
Max Hezel	830	KR/IAME/Komet	7	Leonardo Longoni
	13			913
Kevin Wagner	844	KR/IAME/Komet	6	Roxanne Lantinga
	11			916
Max Ohsenbrink	836	Alonso/IAME/Komet	5	Devin Leon Ucar
	9			853
Clement Outran	911	Tbkart/IAME/Komet	4	Luis Esser
	7			809
Phil Colin Streng	895	LN/IAME/Komet	3	Cemil Bayyati
	5			876
Daniel Guinchard	810	KR/IAME/Komet	2	Niklas Hirsch
	3			877
Torben Gröndahl	887	KR/IAME/Komet	1	Elia Weiss
	1			822

Pole Position

printed 15.06.2024 12:22

DKM Round 3

Class: X30 Senioren

Date/Time: 15.06.2024 17:15

Track:

Heat:

Laps:

Wackersdorf

Heat 3 A-B

11 lap

Edition 1

Louis Schütze **888** KR/IAME/Komet 18

35

Marlon Vatter **807** Exprit/IAME/Komet 36

36

Tobias Burgstahler **872** KR/IAME/Komet 17

33

Cristian Biasatti **914** Tbkart/IAME/Komet 34

34

Benno Drelok **980** Tony Kart/IAME/Komet 16

31

Henrikas Klepikas **908** Formula K/IAME/Komet 32

32

Colin Würthenberger **917** LN/IAME/Komet 15

29

Maximilian Engelstädter **817** KR/IAME/Komet 30

30

Daniel Brozovic **854** Birel Art/IAME/Komet 14

27

Julius Berthold **827** KR/IAME/Komet 28

28

Moritz Wolber **815** Maranello/IAME/Komet 13

25

Lutz Ohsenbrink **829** Alonso/IAME/Komet 26

26

Kyuhoo Lee **909** Tony Kart/IAME/Komet 12

23

Hawk Baylaan White **898** Exprit/IAME/Komet 24

24

Leonard Hocker **890** CRG/IAME/Komet 11

21

Elias Schorneck **816** Tony Kart/IAME/Komet 22

22

Jason Bralic **823** Kosmic/IAME/Komet 10

19

Luis Simon **843** LN/IAME/Komet 20

20

Jan Waibel **845** Tony Kart/IAME/Komet 9

17

Karl Schmiederer **811** CRG/IAME/Komet 18

18

Jarno Wiese **835** OTK/IAME/Komet 8

15

Andrea Pirovano **910** Tbkart/IAME/Komet 16

16

Max Hezel **830** KR/IAME/Komet 7

13

Rocco Curcio **812** Energy/IAME/Komet 14

14

Kevin Wagner **844** KR/IAME/Komet 6

11

Jacob Trost **881** Tony Kart/IAME/Komet 12

12

Max Ohsenbrink **836** Alonso/IAME/Komet 5

9

Carl Luthardt **885** KR/IAME/Komet 10

10

Clement Outran **911** Tbkart/IAME/Komet 4

7

Nando Weixelbaumer **802** Energy/IAME/Komet 8

8

Phil Colin Strenge **895** LN/IAME/Komet 3

5

Manuel Wagner **821** CRG/IAME/Komet 6

6

Daniel Guinchard **810** KR/IAME/Komet 2

3

Marc Gerstenkorn **864** Drago Corse/IAME/Komet 4

4

Torben Gröndahl **887** KR/IAME/Komet 1

1

Kevin Lantinga **903** Croc Promotion/IAM 2

2

Pole Position

printed 15.06.2024 12:22

X30 SENIOR

Qualifying Heat B/C

Track length: 1.190 Km

Race Started: 13:01:56

Best Lap by: 812 - Rocco Curcio - 50.190

Rank	#	Driver	Nat	Sponsor Entrant	Nat	License E-License	Make	laps	T. Time Diff	Best Lap	Penalty	Points
1	0	903 Kevin Lantinga	NLD	J.K. Lantinga	NLD	ITE42585 30038	Croc Promotion/IAME/Komet	11	9:26.618	50.661		50
2	0	822 Elia Weiss	DEU	DSK e.V. Ja zum Motorsport SIM-ON	DEU	ITG38504 KBF39246	Kosmic/IAME/Komet	11	9:29.311 2.693	50.653		44
3	0	864 Marc Gerstenkorn	CHE	Kartshop Ampfing	DEU	ITF375 BIF25142	Drago Corse/IAME/Komet	11	9:29.569 2.951	50.362		41
4	10	913 Leonardo Longoni	ITA	Tbkart racing team srl	ITA	IKB451116 BIF470451	Tbkart/IAME/Komet	11	9:29.985 3.367	50.505		38
5	0	821 Manuel Wagner	DEU	RS-Motorsport	DEU	ITE 39259 KBF40372	CRG/IAME/Komet	11	9:31.828 5.210	50.421		36
6	7	812 Rocco Curcio	DEU	Valier Motorsport	DEU	ITE29607 KBF15727	Energy/IAME/Komet	11	9:32.007 5.389	50.190		34
7	9	806 Moritz Fischer	DEU	ADAC Pfalz e.V. DUTT MOTORSP. by FENSTER.COM	LUX	NKA26409 IBLK867	Tony Kart/IAME/Komet	11	9:32.140 5.522	50.521		32
8	4	916 Roxanne Lantinga	NLD	Lantinga	NLD	IABS44775 30038	Tony Kart/IAME/Komet	11	9:35.324 8.706	50.427	+ 5 sec	30
9	-5	877 Niklas Hirsch	DEU	MSC-Langenfeld e. V. im ADAC SIM-ON	DEU	ITF39320 KBF39246	Kosmic/IAME/Komet	11	9:35.776 9.158	50.539		28
10	5	910 Andrea Pirovano	ITA	Tbkart racing team srl	ITA	IKB386900 BIF470451	Tbkart/IAME/Komet	11	9:36.064 9.446	50.356		27
11	-1	853 Devin Leon Ucar	DEU	ADAC Pfalz e.V. Sezal Ucar	DEU	ITF40418 EBK4018	Tony Kart /IAME/Komet	11	9:36.402 9.784	50.752		26
12	6	915 Cristian Vergani	ITA	Tbkart racing team srl	ITA	452954 BIF470451	Tbkart/IAME/Komet	11	9:36.466 9.848	50.746		25
13	21	833 Jannik Remmert	DEU	VDB Kart Racing	DEU	ITE19994 KBF10478	Tony Kart/IAME/Komet	11	9:36.568 9.950	50.629		24
14	19	914 Cristian Biasatti	ITA	Tbkart racing team srl	ITA	IKB448719 BIF3401414487	Tbkart/IAME/Komet	11	9:36.891 10.273	50.575		23
15	17	884 Davin Singer	DEU	ADAC Südbaden e.V. CV Performance Group	DEU	ITE 23384 BIF38321	KR/IAME/Komet	11	9:37.062 10.444	50.574		22
16	-10	876 Cemil Bayyati	DEU	Dörr Motorsport	DEU	ITG15366 BIF38420	KR/IAME/Komet	11	9:37.523 10.905	50.282		21
17	3	820 Felix Maurer	DEU	DUTT MOTORSPORT by FENSTER.com	LUX	NKA41244 IBLK867	Tony Kart/IAME/Komet	11	9:38.559 11.941	50.468		20
18	-10	809 Luis Esser	DEU	RMW Motorsport	DEU	ITE 11661 KBF39010	OTK/IAME/Komet	11	9:39.129 12.511	50.324	+ 5 sec	19
19	11	808 Eric Wess	DEU	Kartshop Ampfing	DEU	NKA38485 KBF25142	Drago Corse/IAME/Komet	11	9:39.994 13.376	50.993		18
20	-11	885 Carl Luthardt	DEU	TB Racing Team	DEU	ITE 37029 KBF38262	KR/IAME/Komet	11	9:40.574 13.956	50.546	+ 5 sec	17
21	14	807 Marlon Vatter	DEU	AT Motorsport	DEU	ITF38543 KBF38543	Exprit/IAME/Komet	11	9:41.070 14.452	50.567		16
22	-15	802 Nando Weixelbaumer	AUT	Valier Motorsport	DEU	ITEJK2078 KBF39300	Energy/IAME/Komet	11	9:41.301 14.683	50.449	+ 5 sec	15
23	3	818 Matthy Vandebroek	DEU	VDB Kart Racing	DEU	ITE 11491 KBF10478	Tony Kart/IAME/Komet	11	9:41.850 15.232	50.846		14
24	-1	898 Hawk Baylaan White	GBR	AT Motorsport	DEU	ITE40903 BIC38996	Exprit/IAME/Komet	11	9:43.961 17.343	51.013		13
25	-3	891 Luka Koullen	NLD	PCH Racing	DEU	NKA50483 BIF39956	LN/IAME/Komet	11	9:44.910 18.292	51.178		12
26	-9	811 Karl Schmiederer	DEU	RS-Motorsport	DEU	ITE39775 KBF40372	CRG/IAME/Komet	11	9:47.602 20.984	50.938		11
27	-8	843 Luis Simon	DEU	PCH Racing	DEU	NKA36581 KBF39956	LN/IAME/Komet	11	9:48.910 22.292	51.071	+ 5 sec	10
28	1	817 Maximilian Engelstädter	DEU	Dörr Motorsport	DEU	NKA40565 BIF38420	KR/IAME/Komet	11	9:51.452 24.834	51.310	+ 5 sec	9
29	-5	899 Luke Neubauer	DEU	AT Motorsport	DEU	NKA16390 KBF38996	OTK/IAME/Komet	11	9:52.407 25.789	51.251		8
30	-9	816 Elias Schorneck	DEU	VDB Kart Racing	DEU	ITE40538 KBF10478	Tony Kart/IAME/Komet	11	9:53.355 26.377	50.771	+ 5 sec	7
31	-3	834 Moritz Schwing	DEU	Team NKS	DEU	ITE 12057 KBF29153	DR/IAME/Komet	11	9:55.930 29.312	51.156	+ 5 sec	6
32	-1	908 Henrikas Klepikas	LTU	Dream 2 Drive	LTU	IACS2024-ITE/005 IBL2024-KL/09	Formula K/IAME/Komet	11	9:57.475 30.857	51.134	+ 10 sec	5
33	-22	881 Jacob Trost	DEU	ADAC Hessen-Thüringen e.V. DUTT MOTORSPORT by FENSTER.COM	LUX	NKA41233 IDC867	Tony Kart/IAME/Komet	6	5:23.176 5 Laps	51.376		4
34	-9	829 Lutz Ohsenbrink	DEU	KSL Racing Team	DEU	ITE40759 KBF1304585	Alonso/IAME/Komet	0				3
35	-8	827 Julius Berthold	DEU	TB Racing Team	DEU	ITF38613 KBF38262	KR/IAME/Komet	0				2

Announcements


843,908 + 5 sec push

817,809,916,834,816,885,802,908 + 5 sec front fairing

Timekeeper
M.Riehmers



Race Director
H.Seidel

INT. ADAC Kartrennen Wackersdorf

X30 SENIOR

Pro Kart Raceland Wackersdorf 1,190 Km

Qualifying Heat B/C

15.06.2024 13:00

Race (11 Laps) started at 13:01:56

Lap	Time of Day	Lap Tm	Diff	S1 Tm	S2 Tm	S3 Tm
[903] Kevin Lantinga						
1	13:02:50.772	53.889	+3.228	20.358	17.174	16.357
2	13:03:42.942	52.170	+1.509	19.103	16.878	16.189
3	13:04:34.897	51.955	+1.294	19.075	16.779	16.101
4	13:05:26.298	51.401	+0.740	18.767	16.649	15.985
5	13:06:17.390	51.092	+0.431	18.747	16.483	15.862
6	13:07:08.417	51.027	+0.366	18.672	16.492	15.863
7	13:07:59.475	51.058	+0.397	18.673	16.461	15.924
8	13:08:50.567	51.092	+0.431	18.796	16.443	15.853
9	13:09:41.228	50.661		18.582	16.292	15.787
10	13:10:32.223	50.995	+0.334	18.596	16.509	15.890
11	13:11:23.501	51.278	+0.617	18.758	16.647	15.873

Lap	Time of Day	Lap Tm	Diff	S1 Tm	S2 Tm	S3 Tm
8	13:08:57.175	50.240	+0.050	18.372	16.191	15.677
9	13:09:47.365	50.190		18.417	16.123	15.650
10	13:10:37.573	50.208	+0.018	18.339	16.196	15.673
11	13:11:28.890	51.317	+1.127	18.458	16.823	16.036
[806] Moritz Fischer						
1	13:02:53.610	55.908	+5.387	21.769	17.777	16.362
2	13:03:46.448	52.838	+2.317	19.313	17.238	16.287
3	13:04:39.236	52.788	+2.267	19.353	16.946	16.489
4	13:05:31.097	51.861	+1.340	18.687	16.725	16.449
5	13:06:23.121	52.024	+1.503	19.513	16.620	15.891
6	13:07:13.906	50.785	+0.264	18.539	16.458	15.788
7	13:08:05.391	51.485	+0.964	18.516	16.994	15.975
8	13:08:56.050	50.659	+0.138	18.535	16.367	15.757
9	13:09:46.571	50.521		18.422	16.336	15.763
10	13:10:37.228	50.657	+0.136	18.459	16.420	15.778
11	13:11:29.023	51.795	+1.274	18.530	16.878	16.387

Lap	Time of Day	Lap Tm	Diff	S1 Tm	S2 Tm	S3 Tm
[822] Elia Weiss						
1	13:02:52.788	55.767	+5.114	21.159	17.686	16.922
2	13:03:46.380	53.592	+2.939	19.482	17.421	16.689
3	13:04:38.887	52.507	+1.854	19.295	16.941	16.271
4	13:05:30.315	51.428	+0.775	18.677	16.652	16.099
5	13:06:21.292	50.977	+0.324	18.540	16.482	15.955
6	13:07:12.092	50.800	+0.147	18.469	16.444	15.887
7	13:08:02.754	50.662	+0.009	18.428	16.399	15.835
8	13:08:53.684	50.930	+0.277	18.446	16.483	16.001
9	13:09:44.530	50.846	+0.193	18.352	16.433	16.061
10	13:10:35.541	51.011	+0.358	18.602	16.393	16.016
11	13:11:26.194	50.653		18.399	16.395	15.859

Lap	Time of Day	Lap Tm	Diff	S1 Tm	S2 Tm	S3 Tm
[916] Roxanne Lantinga						
1	13:02:54.584	57.074	+6.647	22.197	18.331	16.546
2	13:03:46.994	52.410	+1.983	19.092	16.947	16.371
3	13:04:39.971	52.977	+2.550	19.510	17.253	16.214
4	13:05:31.574	51.603	+1.176	19.098	16.650	15.855
5	13:06:23.214	51.640	+1.213	19.208	16.601	15.831
6	13:07:14.293	51.079	+0.652	18.560	16.721	15.798
7	13:08:05.132	50.839	+0.412	18.435	16.628	15.776
8	13:08:55.641	50.509	+0.082	18.396	16.391	15.722
9	13:09:46.068	50.427		18.395	16.344	15.688
10	13:10:36.595	50.527	+0.100	18.381	16.424	15.722
11	13:11:27.207	50.612	+0.185	18.499	16.371	15.742

Lap	Time of Day	Lap Tm	Diff	S1 Tm	S2 Tm	S3 Tm
[864] Marc Gerstenkorn						
1	13:02:52.867	55.651	+5.289	21.469	17.557	16.625
2	13:03:46.185	53.318	+2.956	19.567	17.175	16.576
3	13:04:39.881	53.696	+3.334	20.322	16.865	16.509
4	13:05:31.836	51.955	+1.593	19.466	16.667	15.822
5	13:06:23.454	51.618	+1.256	19.072	16.740	15.806
6	13:07:14.059	50.605	+0.243	18.510	16.415	15.680
7	13:08:04.623	50.564	+0.202	18.437	16.407	15.720
8	13:08:55.020	50.397	+0.035	18.441	16.252	15.704
9	13:09:45.382	50.362		18.463	16.239	15.660
10	13:10:35.784	50.402	+0.040	18.433	16.284	15.685
11	13:11:26.452	50.668	+0.306	18.678	16.264	15.726

Lap	Time of Day	Lap Tm	Diff	S1 Tm	S2 Tm	S3 Tm
[877] Niklas Hirsch						
1	13:02:53.202	56.240	+5.701	21.009	18.062	17.169
2	13:03:46.287	53.085	+2.546	19.396	17.208	16.481
3	13:04:39.469	53.182	+2.643	19.784	16.904	16.494
4	13:05:30.930	51.461	+0.922	18.696	16.616	16.149
5	13:06:24.141	53.211	+2.672	19.941	17.218	16.052
6	13:07:16.238	52.097	+1.558	18.839	17.114	16.144
7	13:08:08.596	52.358	+1.819	19.660	16.569	16.129
8	13:08:59.773	51.177	+0.638	18.587	16.450	16.140
9	13:09:50.886	51.113	+0.574	18.889	16.390	15.834
10	13:10:41.425	50.539		18.440	16.321	15.778
11	13:11:32.659	51.234	+0.695	18.507	16.567	16.160

Lap	Time of Day	Lap Tm	Diff	S1 Tm	S2 Tm	S3 Tm
[913] Leonardo Longoni						
1	13:02:54.321	56.724	+6.219	21.975	18.318	16.431
2	13:03:46.902	52.581	+2.076	19.183	16.931	16.467
3	13:04:39.910	53.008	+2.503	19.753	17.211	16.044
4	13:05:31.172	51.262	+0.757	18.868	16.556	15.838
5	13:06:22.124	50.952	+0.447	18.662	16.483	15.807
6	13:07:12.814	50.690	+0.185	18.517	16.429	15.744
7	13:08:03.447	50.633	+0.128	18.497	16.385	15.751
8	13:08:53.952	50.505		18.470	16.284	15.761
9	13:09:44.469	50.517	+0.012	18.436	16.325	15.756
10	13:10:35.680	51.211	+0.706	18.497	16.580	16.134
11	13:11:26.868	51.188	+0.683	18.832	16.597	15.759

Lap	Time of Day	Lap Tm	Diff	S1 Tm	S2 Tm	S3 Tm
[910] Andrea Pirovano						
1	13:02:56.455	58.211	+7.855	22.147	18.600	17.464
2	13:03:50.364	53.909	+3.553	19.963	17.254	16.692
3	13:04:42.601	52.237	+1.881	19.327	16.879	16.031
4	13:05:33.898	51.297	+0.941	18.962	16.498	15.837
5	13:06:25.587	51.689	+1.333	18.676	16.717	16.296
6	13:07:17.267	51.680	+1.324	18.707	16.778	16.195
7	13:08:09.242	51.975	+1.619	18.774	17.077	16.124
8	13:08:59.946	50.704	+0.348	18.544	16.400	15.760
9	13:09:51.263	51.317	+0.961	18.931	16.410	15.976
10	13:10:41.619	50.356		18.379	16.297	15.680
11	13:11:32.947	51.328	+0.972	18.451	16.625	16.252

Lap	Time of Day	Lap Tm	Diff	S1 Tm	S2 Tm	S3 Tm
[821] Manuel Wagner						
1	13:02:56.010	58.314	+7.893	22.201	19.084	17.029
2	13:03:49.575	53.565	+3.144	19.638	17.319	16.608
3	13:04:41.137	51.562	+1.141	18.910	16.668	15.984
4	13:05:32.677	51.540	+1.119	18.670	16.865	16.005
5	13:06:24.208	51.531	+1.110	18.591	17.093	15.847
6	13:07:15.480	51.272	+0.851	18.830	16.663	15.779
7	13:08:06.034	50.554	+0.133	18.409	16.426	15.719
8	13:08:56.584	50.550	+0.129	18.471	16.431	15.648
9	13:09:47.005	50.421		18.432	16.266	15.723
10	13:10:37.431	50.426	+0.005	18.415	16.298	15.713
11	13:11:28.711	51.280	+0.859	18.466	16.686	16.128

Lap	Time of Day	Lap Tm	Diff	S1 Tm	S2 Tm	S3 Tm
[853] Devin Leon Ucar						
1	13:02:55.654	58.242	+7.490	21.925	18.720	17.597
2	13:03:50.388	54.734	+3.982	20.531	17.757	16.446
3	13:04:43.122	52.734	+1.982	19.819	16.840	16.075
4	13:05:34.384	51.262	+0.510	18.886	16.550	15.826
5	13:06:25.760	51.376	+0.624	18.574	16.548	16.254
6	13:07:17.612	51.852	+1.100	18.707	16.747	16.398
7	13:08:09.129	51.517	+0.765	18.670	16.704	16.143
8	13:09:00.104	50.975	+0.223	18.860	16.423	15.692
9	13:09:51.731	51.627	+0.875	19.297	16.514	15.816
10	13:10:42.483	50.752		18.562	16.392	15.798
11	13:11:33.285	50.802	+0.050	18.435	16.413	15.954

Lap	Time of Day	Lap Tm	Diff	S1 Tm
-----	-------------	--------	------	-------

INT. ADAC Kartrennen Wackersdorf

X30 SENIOR

Pro Kart Raceland Wackersdorf 1,190 Km

Qualifying Heat B/C

15.06.2024 13:00

Race (11 Laps) started at 13:01:56

Lap	Time of Day	Lap Tm	Diff	S1 Tm	S2 Tm	S3 Tm
4	13:05:33.285	53.129	+2.383	19.472	17.257	16.400
5	13:06:25.114	51.829	+1.083	18.716	16.888	16.225
6	13:07:17.551	52.437	+1.691	18.968	16.967	16.502
7	13:08:09.369	51.818	+1.072	18.967	16.801	16.050
8	13:09:00.486	51.117	+0.371	18.813	16.507	15.797
9	13:09:51.537	51.051	+0.305	18.732	16.542	15.777
10	13:10:42.283	50.746		18.630	16.357	15.759
11	13:11:33.349	51.066	+0.320	18.453	16.395	16.218

(833) Jannik Remmert

1	13:02:59.521	1:00.191	+9.562	22.715	19.770	17.706
2	13:03:53.378	53.857	+3.228	19.920	17.556	16.381
3	13:04:45.349	51.971	+1.342	19.236	16.627	16.108
4	13:05:36.636	51.287	+0.658	18.953	16.482	15.852
5	13:06:27.627	50.991	+0.362	18.650	16.347	15.994
6	13:07:19.064	51.437	+0.808	18.803	16.437	16.197
7	13:08:10.440	51.376	+0.747	19.177	16.417	15.782
8	13:09:01.069	50.629		18.586	16.282	15.761
9	13:09:52.011	50.942	+0.313	18.739	16.426	15.777
10	13:10:42.812	50.801	+0.172	18.538	16.406	15.857
11	13:11:33.451	50.639	+0.010	18.549	16.354	15.736

(914) Cristian Biasatti

1	13:02:59.303	59.467	+8.892	22.021	19.436	18.010
2	13:03:53.333	54.030	+3.455	20.119	17.393	16.518
3	13:04:45.677	52.344	+1.769	19.163	16.870	16.311
4	13:05:37.797	52.120	+1.545	19.389	16.634	16.097
5	13:06:28.610	50.813	+0.238	18.601	16.445	15.767
6	13:07:19.866	51.256	+0.681	18.540	16.556	16.160
7	13:08:11.117	51.251	+0.676	18.838	16.498	15.915
8	13:09:01.698	50.581	+0.006	18.556	16.338	15.687
9	13:09:52.362	50.664	+0.089	18.457	16.449	15.758
10	13:10:43.199	50.837	+0.262	18.529	16.389	15.919
11	13:11:33.774	50.575		18.482	16.366	15.727

(884) Davin Singer

1	13:02:59.877	1:00.914	+10.340	22.215	21.350	17.349
2	13:03:54.235	54.358	+3.784	20.372	17.777	16.209
3	13:04:45.836	51.601	+1.027	18.956	16.696	15.949
4	13:05:36.966	51.130	+0.556	18.872	16.475	15.783
5	13:06:27.844	50.878	+0.304	18.540	16.413	15.925
6	13:07:19.127	51.283	+0.709	18.857	16.468	15.958
7	13:08:10.107	50.980	+0.406	18.702	16.467	15.811
8	13:09:00.681	50.574		18.516	16.306	15.752
9	13:09:52.254	51.573	+0.999	18.800	16.784	15.989
10	13:10:43.292	51.038	+0.464	18.464	16.523	16.051
11	13:11:33.945	50.653	+0.079	18.581	16.380	15.692

(876) Cemil Bayyati

1	13:02:59.814	59.503	+9.221	22.238	19.611	17.654
2	13:03:55.287	55.473	+5.191	20.632	17.850	16.991
3	13:04:47.996	52.709	+2.427	19.768	16.956	15.985
4	13:05:39.423	51.427	+1.145	19.123	16.513	15.791
5	13:06:31.206	51.783	+1.501	18.847	17.167	15.769
6	13:07:22.050	50.844	+0.562	18.813	16.356	15.675
7	13:08:12.799	50.749	+0.467	18.740	16.289	15.720
8	13:09:03.381	50.582	+0.300	18.369	16.281	15.932
9	13:09:53.837	50.456	+0.174	18.466	16.275	15.715
10	13:10:44.124	50.287	+0.005	18.360	16.235	15.692
11	13:11:34.406	50.282		18.402	16.229	15.651

(820) Felix Maurer

1	13:02:57.028	59.029	+8.561	22.932	19.065	17.032
2	13:03:50.226	53.198	+2.730	19.463	17.337	16.398
3	13:04:43.063	52.837	+2.369	19.569	17.114	16.154
4	13:05:34.163	51.100	+0.632	18.752	16.521	15.827
5	13:06:25.691	51.528	+1.060	18.584	16.663	16.281
6	13:07:19.432	53.741	+3.273	19.200	17.738	16.803
7	13:08:11.409	51.977	+1.509	19.398	16.577	16.002
8	13:09:03.587	52.178	+1.710	18.505	16.695	16.695
9	13:09:54.484	50.897	+0.429	18.604	16.387	15.906
10	13:10:44.952	50.468		18.396	16.298	15.774
11	13:11:35.442	50.490	+0.022	18.454	16.223	15.813

(809) Luis Esser

1	13:02:53.302	56.096	+5.772	21.143	17.628	17.325
2	13:03:46.805	53.503	+3.179	19.507	17.521	16.475
3	13:04:39.835	53.030	+2.706	19.569	16.802	16.659
4	13:05:31.292	51.457	+1.133	19.094	16.593	15.770
5	13:06:24.851	53.559	+3.235	19.734	17.748	16.077
6	13:07:16.632	51.781	+1.457	18.748	16.742	16.291
7	13:08:07.838	51.206	+0.882	18.984	16.399	15.823
8	13:08:59.504	51.666	+1.342	18.862	16.458	16.346
9	13:09:50.335	50.831	+0.507	18.835	16.289	15.707
10	13:10:40.659	50.324		18.491	16.191	15.642
11	13:11:31.012	50.353	+0.029	18.430	16.245	15.678

(808) Eric Wess

1	13:02:59.301	1:00.510	+9.517	22.720	20.115	17.675
2	13:03:53.772	54.471	+3.478	20.197	17.995	16.279
3	13:04:46.116	52.344	+1.351	19.139	17.160	16.045
4	13:05:38.083	51.967	+0.974	19.100	16.794	16.073
5	13:06:29.470	51.387	+0.394	18.851	16.611	15.925
6	13:07:20.700	51.230	+0.237	18.779	16.487	15.964
7	13:08:12.092	51.392	+0.399	18.940	16.591	15.861
8	13:09:03.508	51.416	+0.423	18.691	16.478	16.247
9	13:09:54.791	51.283	+0.290	18.846	16.551	15.886
10	13:10:45.784	50.993		18.733	16.388	15.872
11	13:11:36.877	51.093	+0.100	18.679	16.507	15.907

(885) Carl Luthardt

1	13:02:56.350	58.483	+7.937	22.516	18.844	17.123
2	13:03:50.048	53.698	+3.152	19.592	17.246	16.860
3	13:04:41.806	51.758	+1.212	19.068	16.646	16.044
4	13:05:33.094	51.288	+0.742	18.749	16.464	16.075
5	13:06:24.722	51.628	+1.082	18.534	17.014	16.080
6	13:07:16.390	51.668	+1.122	18.506	17.007	16.155
7	13:08:07.776	51.386	+0.840	18.925	16.456	16.005
8	13:08:59.400	51.624	+1.078	18.753	16.558	16.313
9	13:09:50.676	51.276	+0.730	19.058	16.412	15.806
10	13:10:41.222	50.546		18.479	16.297	15.770
11	13:11:32.457	51.235	+0.689	18.563	16.592	16.080

(807) Marlon Vatter

1	13:03:00.060	59.952	+9.385	22.582	19.630	17.740
2	13:03:55.851	55.791	+5.224	21.131	17.961	16.699
3	13:04:49.432	53.581	+3.014	20.003	17.395	16.183
4	13:05:40.811	51.379	+0.812	18.806	16.633	15.940
5	13:06:32.109	51.298	+0.731	18.588	16.726	15.984
6	13:07:23.456	51.347	+0.780	19.029	16.554	15.764
7	13:08:14.628	51.172	+0.605	18.601	16.608	15.963
8	13:09:06.107	51.479	+0.912	18.676	16.759	16.044
9	13:09:56.674	50.567		18.573	16.252	15.742
10	13:10:47.300	50.626	+0.059	18.497	16.325	15.804
11	13:11:37.953	50.653	+0.086	18.526	16.292	15.835

(802) Nando Weixelbaumer

1	13:02:55.572	57.787	+7.338	22.446	18.275	17.066
2	13:03:50.124	54.552	+4.103	19.928	17.607	17.017
3	13:04:42.270	52.146	+1.697	19.400	16.756	15.990
4	13:05:33.469	51.199	+0.750	18.855	16.439	15.905
5	13:06:25.381	51.912	+1.463	18.932	16.750	16.230
6	13:07:16.861	51.480	+1.031	18.800	16.691	15.989
7	13:08:08.484	51.623	+1.174	19.249	16.654	15.720
8	13:08:59.679	51.195	+0.746	18.547	16.290	16.358
9	13:09:51.391	51.712	+1.263	19.380	16.378	15.954
10	13:10:41.840	50.449		18.594	16.205	15.650
11	13:11:33.184	51.344	+0.895	18.554	16.433	16.357

(818) Matthy Vandebroek

1	13:02:59.740	1:01.398	+10.552	23.456	20.253	17.689
2	13:03:54.145	54.405	+3.559	20.007	18.055	16.343
3	13:04:46.436	52.291	+1.445	19.296	16.812	16.183
4	13:05:38.747	52.311	+1.465	19.377	16.960	15.974
5	13:06:31.923	53.176	+2.330	19.312	17.470	16.394
6	13:07:23.195	51.272	+0.426	18.906	16.448	15.918
7	13:08:14.327	51.132	+0.286	18.670	16.409	16.053
8	13:09:05.523	51.196	+0.350	18.798	16.541	15.857

Orbits



INT. ADAC Kartrennen Wackersdorf

X30 SENIOR

Pro Kart Raceland Wackersdorf 1,190 Km

Qualifying Heat B/C

15.06.2024 13:00

Race (11 Laps) started at 13:01:56

Lap	Time of Day	Lap Tm	Diff	S1 Tm	S2 Tm	S3 Tm
9	13:09:56.369	50.846		18.612	16.404	15.830
10	13:10:47.622	51.253	+0.407	18.633	16.622	15.998
11	13:11:38.733	51.111	+0.265	18.720	16.495	15.896

(898) Hawk Baylaan White

1	13:02:59.717	1:00.832	+9.819	22.808	19.731	18.293
2	13:03:54.798	55.081	+4.068	20.291	18.252	16.538
3	13:04:46.715	51.917	+0.904	19.197	16.779	15.941
4	13:05:38.935	52.220	+1.207	19.197	17.098	15.925
5	13:06:30.975	52.040	+1.027	18.943	17.227	15.870
6	13:07:22.642	51.667	+0.654	19.153	16.746	15.768
7	13:08:14.548	51.906	+0.893	18.652	16.557	16.697
8	13:09:06.808	52.260	+1.247	18.986	16.827	16.447
9	13:09:57.821	51.013		18.700	16.469	15.844
10	13:10:49.638	51.817	+0.804	18.582	17.087	16.148
11	13:11:40.844	51.206	+0.193	18.587	16.563	16.056

(891) Luka Koullon

1	13:02:57.347	59.243	+8.065	22.483	19.425	17.335
2	13:03:51.752	54.405	+3.227	19.787	18.113	16.505
3	13:04:44.042	52.290	+1.112	19.259	16.904	16.127
4	13:05:35.531	51.489	+0.311	18.958	16.584	15.947
5	13:06:26.709	51.178		18.723	16.532	15.923
6	13:07:19.357	52.648	+1.470	18.583	17.098	16.967
7	13:08:11.282	51.925	+0.747	19.167	16.695	16.063
8	13:09:03.800	52.518	+1.340	18.903	16.685	16.930
9	13:09:55.599	51.799	+0.621	18.952	16.672	16.175
10	13:10:50.264	54.665	+3.487	19.492	18.512	16.661
11	13:11:41.793	51.529	+0.351	18.842	16.673	16.014

(811) Karl Schmiederer

1	13:02:58.227	59.903	+8.965	22.845	19.779	17.279
2	13:03:51.301	53.074	+2.136	19.574	17.264	16.236
3	13:04:43.442	52.141	+1.203	19.131	16.802	16.208
4	13:05:34.750	51.308	+0.370	18.854	16.584	15.870
5	13:06:25.958	51.208	+0.270	18.733	16.580	15.895
6	13:07:28.007	1:02.049	+11.111	18.861	17.664	25.524
7	13:08:20.311	52.304	+1.366	19.598	16.755	15.951
8	13:09:11.489	51.178	+0.240	18.757	16.566	15.855
9	13:10:02.427	50.938		18.612	16.485	15.841
10	13:10:53.459	51.032	+0.094	18.646	16.480	15.906
11	13:11:44.485	51.026	+0.088	18.795	16.477	15.754

(843) Luis Simon

1	13:02:58.798	1:00.318	+9.247	23.008	19.829	17.481
2	13:03:51.999	53.201	+2.130	19.682	17.184	16.335
3	13:04:45.495	53.496	+2.425	19.945	17.152	16.399
4	13:05:38.532	53.037	+1.966	20.170	16.866	16.001
5	13:06:30.156	51.624	+0.553	19.083	16.685	15.856
6	13:07:21.673	51.517	+0.446	18.721	16.651	16.145
7	13:08:14.174	52.501	+1.430	19.240	16.928	16.333
8	13:09:06.532	52.358	+1.287	19.065	16.704	16.589
9	13:09:57.603	51.071		18.740	16.490	15.841
10	13:10:49.123	51.520	+0.449	18.608	16.948	15.964
11	13:11:40.793	51.670	+0.599	18.679	16.548	16.443

(817) Maximilian Engelstädter

1	13:03:01.187	1:01.720	+10.410	23.401	20.211	18.108
2	13:03:56.409	55.222	+3.912	20.431	18.253	16.538
3	13:04:50.253	53.844	+2.534	19.643	17.549	16.652
4	13:05:42.324	52.071	+0.761	19.096	16.882	16.093
5	13:06:34.053	51.729	+0.419	18.870	16.775	16.084
6	13:07:25.506	51.453	+0.143	18.813	16.682	15.958
7	13:08:17.094	51.588	+0.278	18.887	16.698	16.003
8	13:09:08.404	51.310		18.830	16.572	15.908
9	13:09:59.751	51.347	+0.037	18.745	16.584	16.018
10	13:10:51.251	51.500	+0.190	18.723	16.744	16.033
11	13:11:43.335	52.084	+0.774	19.465	16.659	15.960

(899) Luke Neubauer

1	13:03:00.284	1:02.087	+10.836	23.150	21.416	17.521
2	13:03:55.174	54.890	+3.639	20.393	17.892	16.605
3	13:04:47.534	52.360	+1.109	19.123	17.074	16.163
4	13:05:40.117	52.583	+1.332	19.731	16.838	16.014

Lap	Time of Day	Lap Tm	Diff	S1 Tm	S2 Tm	S3 Tm
5	13:06:31.850	51.733	+0.482	18.861	16.796	16.076
6	13:07:24.005	52.155	+0.904	19.374	16.736	16.045
7	13:08:15.256	51.251		18.868	16.573	15.810
8	13:09:07.406	52.150	+0.899	18.872	17.070	16.208
9	13:09:58.719	51.313	+0.062	18.873	16.568	15.872
10	13:10:50.441	51.722	+0.471	19.054	16.706	15.962
11	13:11:49.290	58.849	+7.598	26.049	16.815	15.985

(816) Elias Schorneck

1	13:03:00.798	1:02.146	+11.375	23.473	20.754	17.919
2	13:03:55.542	54.744	+3.973	20.377	17.846	16.521
3	13:04:47.725	52.183	+1.412	19.399	16.837	15.947
4	13:05:39.069	51.344	+0.573	18.885	16.543	15.916
5	13:06:30.471	51.402	+0.631	18.844	16.828	15.730
6	13:07:21.627	51.156	+0.385	18.688	16.607	15.861
7	13:08:13.958	52.331	+1.560	19.427	16.563	16.341
8	13:09:04.729	50.771		18.592	16.457	15.722
9	13:09:55.528	50.799	+0.028	18.563	16.375	15.861
10	13:10:54.064	58.536	+7.765	19.422	22.438	16.676
11	13:11:45.238	51.174	+0.403	18.977	16.397	15.800

(834) Moritz Schwing

1	13:03:00.566	1:01.873	+10.717	22.944	20.944	17.985
2	13:03:55.748	55.182	+4.026	20.836	17.860	16.486
3	13:04:48.647	52.899	+1.743	19.888	16.982	16.029
4	13:05:40.290	51.643	+0.487	18.915	16.735	15.993
5	13:06:32.049	51.759	+0.603	18.877	16.791	16.091
6	13:07:24.098	52.049	+0.893	19.461	16.707	15.881
7	13:08:15.465	51.367	+0.211	19.014	16.559	15.794
8	13:09:06.873	51.408	+0.252	18.694	16.874	15.840
9	13:09:58.029	51.153		18.771	16.576	15.809
10	13:10:50.201	52.172	+1.016	18.659	17.019	16.494
11	13:11:47.813	57.612	+6.456	24.531	17.039	16.042

(908) Henrikas Klepikas

1	13:03:00.471	1:00.709	+9.575	22.565	20.275	17.869
2	13:03:55.616	55.145	+4.011	20.325	18.037	16.783
3	13:04:49.808	54.192	+3.058	20.141	17.759	16.292
4	13:05:41.672	51.864	+0.730	19.055	16.733	16.076
5	13:06:33.388	51.716	+0.582	18.886	16.808	16.022
6	13:07:24.838	51.450	+0.316	18.953	16.582	15.915
7	13:08:15.972	51.134		18.760	16.419	15.955
8	13:09:07.495	51.523	+0.389	18.612	16.767	16.144
9	13:09:58.971	51.476	+0.342	18.967	16.661	15.848
10	13:10:50.645	51.674	+0.540	19.019	16.713	15.942
11	13:11:44.358	53.713	+2.579	20.891	16.499	16.323

(881) Jacob Trost

1	13:02:59.121	1:01.148	+9.772	22.768	20.378	18.002
2	13:03:52.334	53.213	+1.837	19.779	17.177	16.257
3	13:04:44.570	52.236	+0.860	19.215	16.851	16.170
4	13:05:35.946	51.376		18.842	16.663	15.871
5	13:06:27.735	51.789	+0.413	18.794	16.764	16.231
6	13:07:20.059	52.324	+0.948	19.224	16.830	16.270



X30 SENIOR

Qualifying Heat B/C Revision 2

Track length: 1.190 Km

Race Started: 13:01:56

Best Lap by: 812 - Rocco Curcio - 50.190

Rank	#	Driver	Nat	Sponsor Entrant	Nat	License E-License	Make	laps	T. Time Diff	Best Lap	Penalty	Points
1	0	903 Kevin Lantinga	NLD	J.K. Lantinga	NLD	ITE42585 30038	Croc Promotion/IAME/Komet	11	9:26.618	50.661		50
2	0	822 Elia Weiss	DEU	DSK e.V. Ja zum Motorsport SIM-ON	DEU	ITG38504 KBF39246	Kosmic/IAME/Komet	11	9:29.311 2.693	50.653		44
3	0	864 Marc Gerstenkorn	CHE	Kartshop Ampfing	DEU	ITF375 BIF25142	Drago Corse/IAME/Komet	11	9:29.569 2.951	50.362		41
4	10	913 Leonardo Longoni	ITA	Tbkart racing team srl	ITA	IKB451116 BIF470451	Tbkart/IAME/Komet	11	9:29.985 3.367	50.505		38
5	0	821 Manuel Wagner	DEU	RS-Motorsport	DEU	ITE 39259 KBF40372	CRG/IAME/Komet	11	9:31.828 5.210	50.421		36
6	7	812 Rocco Curcio	DEU	Valier Motorsport	DEU	ITE29607 KBF15727	Energy/IAME/Komet	11	9:32.007 5.389	50.190		34
7	9	806 Moritz Fischer	DEU	ADAC Pfalz e.V. DUTT MOTORSP. by FENSTER.COM	LUX	NKA26409 IBLK867	Tony Kart/IAME/Komet	11	9:32.140 5.522	50.521		32
8	4	916 Roxanne Lantinga	NLD	Lantinga	NLD	IABS44775 30038	Tony Kart/IAME/Komet	11	9:35.324 8.706	50.427	+ 5 sec	30
9	-5	877 Niklas Hirsch	DEU	MSC-Langenfeld e. V. im ADAC SIM-ON	DEU	ITF39320 KBF39246	Kosmic/IAME/Komet	11	9:35.776 9.158	50.539		28
10	5	910 Andrea Pirovano	ITA	Tbkart racing team srl	ITA	IKB386900 BIF470451	Tbkart/IAME/Komet	11	9:36.064 9.446	50.356		27
11	-1	853 Devin Leon Ucar	DEU	ADAC Pfalz e.V. Sezal Ucar	DEU	ITF40418 EBK4018	Tony Kart /IAME/Komet	11	9:36.402 9.784	50.752		26
12	6	915 Cristian Vergani	ITA	Tbkart racing team srl	ITA	452954 BIF470451	Tbkart/IAME/Komet	11	9:36.466 9.848	50.746		25
13	21	833 Jannik Remmert	DEU	VDB Kart Racing	DEU	ITE19994 KBF10478	Tony Kart/IAME/Komet	11	9:36.568 9.950	50.629		24
14	19	914 Cristian Biasatti	ITA	Tbkart racing team srl	ITA	IKB448719 BIF3401414487	Tbkart/IAME/Komet	11	9:36.891 10.273	50.575		23
15	17	884 Davin Singer	DEU	ADAC Südbaden e.V. CV Performance Group	DEU	ITE 23384 BIF38321	KR/IAME/Komet	11	9:37.062 10.444	50.574		22
16	-10	876 Cemil Bayyati	DEU	Dörr Motorsport	DEU	ITG15366 BIF38420	KR/IAME/Komet	11	9:37.523 10.905	50.282		21
17	3	820 Felix Maurer	DEU	DUTT MOTORSPORT by FENSTER.com	LUX	NKA41244 IBLK867	Tony Kart/IAME/Komet	11	9:38.559 11.941	50.468		20
18	-10	809 Luis Esser	DEU	RMW Motorsport	DEU	ITE 11661 KBF39010	OTK/IAME/Komet	11	9:39.129 12.511	50.324	+ 5 sec	19
19	11	808 Eric Wess	DEU	Kartshop Ampfing	DEU	NKA38485 KBF25142	Drago Corse/IAME/Komet	11	9:39.994 13.376	50.993		18
20	-11	885 Carl Luthardt	DEU	TB Racing Team	DEU	ITE 37029 KBF38262	KR/IAME/Komet	11	9:40.574 13.956	50.546	+ 5 sec	17
21	-14	802 Nando Weixelbaumer	AUT	Valier Motorsport	DEU	ITEJK2078 KBF39300	Energy/IAME/Komet	11	9:41.301 14.683	50.449	+ 5 sec	16
22	4	818 Matthy Vandebroek	DEU	VDB Kart Racing	DEU	ITE 11491 KBF10478	Tony Kart/IAME/Komet	11	9:41.850 15.232	50.846		15
23	0	898 Hawk Baylaan White	GBR	AT Motorsport	DEU	ITE40903 BIC38996	Exprit/IAME/Komet	11	9:43.961 17.343	51.013		14
24	-2	891 Luka Koullen	NLD	PCH Racing	DEU	NKA50483 BIF39956	LN/IAME/Komet	11	9:44.910 18.292	51.178		13
25	10	807 Marlon Vatter	DEU	AT Motorsport	DEU	ITF38543 KBF38543	Exprit/IAME/Komet	11	9:46.070 19.452	50.567	+ 5 sec	12
26	3	817 Maximilian Engelstädter	DEU	Dörr Motorsport	DEU	NKA40565 BIF38420	KR/IAME/Komet	11	9:46.452 19.834	51.310		11
27	-10	811 Karl Schmiederer	DEU	RS-Motorsport	DEU	ITE39775 KBF40372	CRG/IAME/Komet	11	9:47.602 20.984	50.938		10
28	-9	843 Luis Simon	DEU	PCH Racing	DEU	NKA36581 KBF39956	LN/IAME/Komet	11	9:48.910 22.292	51.071	+ 5 sec	9
29	-5	899 Luke Neubauer	DEU	AT Motorsport	DEU	NKA16390 KBF38996	OTK/IAME/Komet	11	9:52.407 25.789	51.251		8
30	-9	816 Elias Schorneck	DEU	VDB Kart Racing	DEU	ITE40538 KBF10478	Tony Kart/IAME/Komet	11	9:53.355 26.377	50.771	+ 5 sec	7
31	-3	834 Moritz Schwing	DEU	Team NKS	DEU	ITE 12057 KBF29153	DR/IAME/Komet	11	9:55.930 29.312	51.156	+ 5 sec	6
32	-1	908 Henrikas Klepikas	LTU	Dream 2 Drive	LTU	IACS2024-ITE/005 IBL2024-KL/09	Formula K/IAME/Komet	11	9:57.475 30.857	51.134	+ 10 sec	5
33	-22	881 Jacob Trost	DEU	ADAC Hessen-Thüringen e.V. DUTT MOTORSPORT by FENSTER.COM	LUX	NKA41233 IDCK867	Tony Kart/IAME/Komet	6	5:23.176 5 Laps	51.376		4
34	-9	829 Lutz Ohsenbrink	DEU	KSL Racing Team	DEU	ITE40759 KBF1304585	Alonso/IAME/Komet	0				3
35	-8	827 Julius Berthold	DEU	TB Racing Team	DEU	ITF38613 KBF38262	KR/IAME/Komet	0				2

Announcements

843,908 + 5 sec push

807,809,916,834,816,885,802,908 + 5 sec front fairing


Timekeeper
M.Riehmers

Race Director
H.Seidel

Page 1/1

These results are provisional until the conclusion of any judicial and technical matters!

Printed: 15.06.2024 / 14:12



X30 SENIOR

Qualifying Heat A/C

Track length: 1.190 Km
Race Started: 15:02:33
Best Lap by: 823 - Jason Bralic - 49.946


Rank	#	Driver	Nat	Sponsor Entrant	Nat	License E-License	Make	laps	T. Time Diff	Best Lap	Penalty	Points
1	6	911 Clement Outran	FRA	Tbkart racing team srl	ITA	IABS126421 BIF126421	Tbkart /IAME/Komet	11	9:17.291	50.025		50
2	3	895 Phil Colin Streng	DEU	ADAC Württemberg e.V. Ebert Motorsport	DEU	ITE42785 EL38528	LN/IAME/Komet	11	9:17.489 0.198	49.959		44
3	-2	887 Torben Gründahl	DEU	MSC Groß Dölln e.V. im ADAC CV Performance Group	DEU	ITC-C14120 BIF38321	KR/IAME/Komet	11	9:18.423 1.132	50.078		41
4	10	913 Leonardo Longoni	ITA	Tbkart racing team srl	ITA	IKB451116 BIF470451	Tbkart/IAME/Komet	11	9:20.119 2.828	50.223		38
5	-1	877 Niklas Hirsch	DEU	MSC-Langefeld e. V. im ADAC SIM-ON	DEU	ITF39320 KBF39246	Kosmic/IAME/Komet	11	9:20.288 2.997	50.194		36
6	3	836 Max Ohsenbrink	DEU	KSL Racing Team	DEU	ITE18670 KBF1304585	Alonso/IAME/Komet	11	9:21.040 3.749	50.370		34
7	1	809 Luis Esser	DEU	RMW Motorsport	DEU	ITE 11661 KBF39010	OTK/IAME/Komet	11	9:21.073 3.782	50.156		32
8	5	830 Max Hezel	DEU	ADAC Hessen-Thüringen e.V. CV Performance Group	DEU	ITF38265 BIF38321	KR/IAME/Komet	11	9:21.460 4.169	50.190		30
9	-7	822 Elia Weiss	DEU	DSK e.V. Ja zum Motorsport SIM-ON	DEU	ITG38504 KBF39246	Kosmic/IAME/Komet	11	9:22.315 5.024	50.121		28
10	9	823 Jason Bralic	NLD	SIM-ON	DEU	ITG46957 KBF39246	Kosmic/IAME/Komet	11	9:23.082 5.791	49.946		27
11	0	844 Kevin Wagner	DEU	MSC-Langefeld e. V. im ADAC TB Racing Team	DEU	ITE 11828 KBF38262	KR/IAME/Komet	11	9:23.585 6.294	50.287		26
12	11	909 Kyuho Lee	KOR	EGP Racing Team	BEL	IAASDK018508 IBL912001	Tony Kart/IAME/Komet	11	9:25.281 7.990	50.222		25
13	-10	810 Daniel Guinchard	GBR	SFR Motorsport	GBR	ITC-C292117 IBL368379	KR/IAME/Komet	11	9:26.943 9.652	50.035		24
14	-8	876 Cemil Bayyati	DEU	Dörr Motorsport	DEU	ITG15366 BIF38420	KR/IAME/Komet	11	9:27.017 9.726	50.229		23
15	-5	853 Devin Leon Ucar	DEU	ADAC Pfalz e.V. Sezai Ucar	DEU	ITF40418 EBK4018	Tony Kart /IAME/Komet	11	9:27.110 9.819	50.556		22
16	-4	916 Roxanne Lantinga	NLD	Lantinga	NLD	IABS44775 30038	Tony Kart/IAME/Komet	11	9:27.139 9.848	50.479		21
17	1	915 Cristian Vergani	ITA	Tbkart racing team srl	ITA	452954 BIF470451	Tbkart/IAME/Komet	11	9:27.443 10.152	50.554		20
18	9	854 Daniel Brozovic	DEU	TR Motorsport	DEU	ITE 42036 KBF23400	Birel Art/IAME/Komet	11	9:28.094 10.803	50.325		19
19	-3	806 Moritz Fischer	DEU	ADAC Pfalz e.V. DUTT MOTORSP. by FENSTER.COM	LUX	NKA26409 IBLK867	Tony Kart/IAME/Komet	11	9:28.908 11.617	50.595		18
20	12	884 Davin Singer	DEU	ADAC Südbaden e.V. CV Performance Group	DEU	ITE 23384 BIF38321	KR/IAME/Komet	11	9:30.439 13.148	50.513		17
21	-6	835 Jarno Wiese	DEU	VDB Kart Racing	DEU	ITE 40767 KBF10478	OTK/IAME/Komet	11	9:30.721 13.430	50.615		16
22	-1	890 Leonard Hocker	DEU	RS-Motorsport	DEU	NKA22440 KBF40372	CRG/IAME/Komet	11	9:35.079 17.788	50.406	+ 5 sec	15
23	5	834 Moritz Schwing	DEU	Team NKS	DEU	ITE 12057 KBF29153	DR/IAME/Komet	11	9:35.105 17.814	50.599		14
24	-2	891 Luka Koullen	NLD	PCH Racing	DEU	NKA50483 BIF39956	LN/IAME/Komet	11	9:36.111 18.820	50.661		13
25	-1	899 Luke Neubauer	DEU	AT Motorsport	DEU	NKA16390 KBF38996	OTK/IAME/Komet	11	9:37.087 19.796	50.790		12
26	-9	845 Jan Waibel	DEU	ADAC Mittelrhein e.V. VDB Kart Racing	DEU	NKA12495 KBF10478	Tony Kart/IAME/Komet	11	9:37.186 19.895	50.937		11
27	-7	820 Felix Maurer	DEU	DUTT MOTORSPORT by FENSTER.com	LUX	NKA41244 IBLK867	Tony Kart/IAME/Komet	11	9:38.696 21.405	50.659	+ 5 sec	10
28	3	980 Benno Drelok	DEU	Rocco Drelok	DEU	NKA10590 BEK1204567	Tony Kart/IAME/Komet	11	9:40.601 23.310	51.090		9
29	-3	818 Matthy Vandebroek	DEU	VDB Kart Racing	DEU	ITE 11491 KBF10478	Tony Kart/IAME/Komet	11	9:40.808 23.517	50.951		8
30	0	808 Eric Wess	DEU	Kartshop Ampfing	DEU	NKA38485 KBF25142	Drago Corse/IAME/Komet	11	9:41.385 24.094	51.195		7
31	4	888 Louis Schütze	DEU	RF Racing	DEU	ITE 17941 KBF41358	KR/IAME/Komet	11	9:42.015 24.724	50.590	+ 10 sec	6
32	1	872 Tobias Burgstahler	DEU	ADAC Württemberg e.V. Stern Motorsport	DEU	NKA38364 KBF38195	KR/IAME/Komet	11	9:43.061 25.770	51.376		5
33	-4	917 Colin Würthenberger	DEU	PCH Racing	DEU	IKC12514 KBF39956	LN/IAME/Komet	11	9:44.977 27.686	50.329		4
34	0	833 Jannik Remmert	DEU	VDB Kart Racing	DEU	ITE19994 KBF10478	Tony Kart/IAME/Komet	7	6:28.623 4 Laps	50.764		3
35	-10	815 Moritz Wolber	DEU	ADAC Südbaden e.V. NEES RACING	DEU	NKA16641 BIF17863	Maranello/IAME/Komet	0	6.680 11 Laps		+ 5 sec	2

Announcements

890,888 + 5 sec push
888,815,820 + 5 sec front fairing

Timekeeper
M.Riehmers

Race Director
H.Seidel



INT. ADAC Kartrennen Wackersdorf

X30 SENIOR

Pro Kart Raceland Wackersdorf 1,190 Km

Qualifying Heat A/C

15.06.2024 14:50

Race (11 Laps) started at 15:02:33

Lap	Time of Day	Lap Tm	Diff	S1 Tm	S2 Tm	S3 Tm
(911) Clement Outran						
1	15:03:27.670	53.724	+3.699	20.580	17.364	15.780
2	15:04:18.363	50.693	+0.668	18.552	16.422	15.719
3	15:05:09.160	50.797	+0.772	18.673	16.457	15.667
4	15:05:59.540	50.380	+0.355	18.410	16.226	15.744
5	15:06:49.936	50.396	+0.371	18.414	16.283	15.699
6	15:07:40.274	50.338	+0.313	18.359	16.213	15.766
7	15:08:30.550	50.276	+0.251	18.399	16.157	15.720
8	15:09:20.577	50.027	+0.002	18.275	16.141	15.611
9	15:10:10.602	50.025		18.259	16.133	15.633
10	15:11:00.871	50.269	+0.244	18.482	16.139	15.648
11	15:11:50.965	50.094	+0.069	18.289	16.143	15.662

(895) Phil Colin Strenge						
1	15:03:27.376	53.518	+3.559	20.537	17.031	15.950
2	15:04:18.235	50.859	+0.900	18.604	16.491	15.764
3	15:05:09.312	51.077	+1.118	18.931	16.468	15.678
4	15:05:59.990	50.678	+0.719	18.387	16.270	16.021
5	15:06:50.422	50.432	+0.473	18.433	16.309	15.690
6	15:07:40.550	50.128	+0.169	18.295	16.182	15.651
7	15:08:30.714	50.164	+0.205	18.374	16.138	15.652
8	15:09:20.814	50.100	+0.141	18.302	16.162	15.636
9	15:10:10.773	49.959		18.209	16.110	15.640
10	15:11:01.186	50.413	+0.454	18.595	16.209	15.609
11	15:11:51.163	49.977	+0.018	18.255	16.082	15.640

(887) Torben Gröndahl						
1	15:03:26.941	53.267	+3.189	20.211	16.996	16.060
2	15:04:18.132	51.191	+1.113	18.815	16.472	15.904
3	15:05:08.882	50.750	+0.672	18.575	16.343	15.832
4	15:06:00.178	51.296	+1.218	18.504	16.487	16.305
5	15:06:51.114	50.936	+0.858	18.563	16.615	15.758
6	15:07:41.321	50.207	+0.129	18.362	16.173	15.672
7	15:08:31.481	50.160	+0.082	18.334	16.137	15.689
8	15:09:21.679	50.198	+0.120	18.383	16.164	15.651
9	15:10:11.757	50.078		18.283	16.144	15.651
10	15:11:01.945	50.188	+0.110	18.343	16.157	15.688
11	15:11:52.097	50.162	+0.074	18.343	16.127	15.682

(913) Leonardo Longoni						
1	15:03:28.789	54.263	+4.040	20.567	17.614	16.082
2	15:04:19.804	51.015	+0.792	18.725	16.534	15.756
3	15:05:10.412	50.608	+0.385	18.507	16.383	15.718
4	15:06:00.862	50.450	+0.227	18.429	16.287	15.734
5	15:06:51.470	50.608	+0.385	18.492	16.406	15.710
6	15:07:41.962	50.492	+0.269	18.416	16.373	15.703
7	15:08:32.185	50.223		18.359	16.189	15.675
8	15:09:22.460	50.275	+0.052	18.410	16.193	15.672
9	15:10:12.952	50.492	+0.269	18.371	16.243	15.878
10	15:11:03.395	50.443	+0.220	18.471	16.289	15.683
11	15:11:53.793	50.398	+0.175	18.354	16.311	15.733

(877) Niklas Hirsch						
1	15:03:28.615	54.717	+4.523	20.932	17.607	16.178
2	15:04:20.182	51.567	+1.373	19.093	16.636	15.838
3	15:05:11.055	50.873	+0.679	18.581	16.368	15.924
4	15:06:01.716	50.661	+0.467	18.456	16.402	15.803
5	15:06:52.221	50.505	+0.311	18.446	16.262	15.797
6	15:07:42.629	50.408	+0.214	18.288	16.352	15.768
7	15:08:32.823	50.194		18.351	16.221	15.622
8	15:09:23.119	50.296	+0.102	18.367	16.206	15.723
9	15:10:13.356	50.237	+0.043	18.312	16.238	15.687
10	15:11:03.723	50.367	+0.173	18.330	16.336	15.701
11	15:11:53.962	50.239	+0.045	18.293	16.204	15.742

(836) Max Ohsenbrink						
1	15:03:28.057	54.012	+3.642	20.558	17.537	15.917
2	15:04:19.022	50.965	+0.595	18.691	16.475	15.799
3	15:05:09.716	50.694	+0.324	18.623	16.372	15.699
4	15:06:00.261	50.545	+0.175	18.408	16.314	15.823
5	15:06:51.335	51.074	+0.704	18.487	16.842	15.745
6	15:07:42.192	50.857	+0.487	18.729	16.407	15.721
7	15:08:32.652	50.460	+0.090	18.428	16.313	15.719

8	15:09:23.349	50.697	+0.327	18.671	16.332	15.694
9	15:10:13.750	50.401	+0.031	18.369	16.275	15.757
10	15:11:04.120	50.370		18.417	16.256	15.697
11	15:11:54.714	50.594	+0.224	18.398	16.281	15.915

(809) Luis Esser						
1	15:03:29.678	55.477	+5.321	21.254	17.743	16.480
2	15:04:21.247	51.569	+1.413	19.185	16.651	15.733
3	15:05:12.202	50.955	+0.799	18.660	16.558	15.737
4	15:06:02.856	50.654	+0.498	18.480	16.394	15.780
5	15:06:53.269	50.413	+0.257	18.495	16.249	15.669
6	15:07:43.683	50.414	+0.258	18.516	16.232	15.666
7	15:08:33.839	50.156		18.368	16.163	15.625
8	15:09:24.046	50.207	+0.051	18.378	16.177	15.652
9	15:10:14.210	50.164	+0.008	18.334	16.186	15.644
10	15:11:04.413	50.203	+0.047	18.355	16.205	15.643
11	15:11:54.747	50.334	+0.178	18.340	16.300	15.694

(830) Max Hezel						
1	15:03:30.544	56.150	+5.960	21.700	18.151	16.299
2	15:04:22.283	51.739	+1.549	19.223	16.656	15.860
3	15:05:12.890	50.607	+0.417	18.512	16.320	15.775
4	15:06:03.380	50.490	+0.300	18.491	16.323	15.676
5	15:06:53.597	50.217	+0.027	18.376	16.252	15.589
6	15:07:43.963	50.366	+0.176	18.375	16.403	15.588
7	15:08:34.175	50.212	+0.022	18.390	16.206	15.616
8	15:09:24.365	50.190		18.339	16.176	15.675
9	15:10:14.588	50.223	+0.033	18.375	16.219	15.629
10	15:11:04.878	50.290	+0.100	18.402	16.242	15.646
11	15:11:55.134	50.256	+0.066	18.370	16.244	15.642

(822) Elia Weiss						
1	15:03:30.066	56.239	+6.118	20.225	18.983	17.031
2	15:04:22.544	52.478	+2.357	19.287	17.156	16.035
3	15:05:13.308	50.764	+0.643	18.581	16.397	15.786
4	15:06:03.800	50.492	+0.371	18.435	16.315	15.742
5	15:06:54.243	50.443	+0.322	18.369	16.339	15.735
6	15:07:44.587	50.344	+0.223	18.371	16.309	15.664
7	15:08:35.082	50.495	+0.374	18.565	16.223	15.707
8	15:09:25.203	50.121		18.291	16.179	15.651
9	15:10:15.459	50.256	+0.135	18.303	16.272	15.681
10	15:11:05.661	50.202	+0.081	18.296	16.206	15.700
11	15:11:55.989	50.328	+0.207	18.267	16.304	15.757

(823) Jason Bralic						
1	15:03:31.665	56.663	+6.717	21.694	18.576	16.393
2	15:04:24.282	52.617	+2.671	19.355	16.983	16.279
3	15:05:15.477	51.195	+1.249	18.931	16.390	15.874
4	15:06:05.729	50.252	+0.306	18.316	16.309	15.627
5	15:06:56.029	50.300	+0.354	18.422	16.237	15.641
6	15:07:46.201	50.172	+0.226	18.378	16.237	15.557
7	15:08:36.364	50.163	+0.217	18.292	16.252	15.619
8	15:09:26.450	50.086	+0.140	18.277	16.242	15.567
9	15:10:16.396	49.946		18.207	16.151	15.588
10	15:11:06.631	50.235	+0.289	18.248	16.242	15.745
11	15:11:56.756	50.125	+0.179	18.277	16.236	15.612

(844) Kevin Wagner						
1	15:03:29.759	55.472	+5.185	21.416	17.657	16.399
2	15:04:21.145	51.386	+1.099	18.978	16.563	15.845
3	15:05:12.047	50.902	+0.615	18.697	16.467	15.738
4	15:06:02.574	50.527	+0.240	18.458	16.371	15.698
5						

INT. ADAC Kartrennen Wackersdorf

X30 SENIOR

Pro Kart Raceland Wackersdorf 1,190 Km

Qualifying Heat A/C

15.06.2024 14:50

Race (11 Laps) started at 15:02:33

Lap	Time of Day	Lap Tm	Diff	S1 Tm	S2 Tm	S3 Tm
4	15:06:05.663	50.622	+0.400	18.435	16.432	15.755
5	15:06:56.526	50.863	+0.641	18.745	16.300	15.818
6	15:07:46.984	50.458	+0.236	18.571	16.212	15.675
7	15:08:37.398	50.414	+0.192	18.449	16.247	15.718
8	15:09:27.620	50.222		18.362	16.225	15.635
9	15:10:18.022	50.402	+0.180	18.297	16.351	15.754
10	15:11:08.562	50.540	+0.318	18.368	16.323	15.849
11	15:11:58.955	50.393	+0.171	18.378	16.290	15.725

(810) Daniel Guinchart

1	15:03:32.710	58.958	+8.923	20.420	21.372	17.166
2	15:04:25.169	52.459	+2.424	18.953	16.924	16.582
3	15:05:16.273	51.104	+1.069	18.989	16.356	15.759
4	15:06:06.811	50.538	+0.503	18.577	16.281	15.680
5	15:06:56.969	50.158	+0.123	18.341	16.167	15.650
6	15:07:47.780	50.811	+0.776	18.792	16.320	15.699
7	15:08:38.254	50.474	+0.439	18.350	16.412	15.712
8	15:09:28.395	50.141	+0.106	18.317	16.154	15.670
9	15:10:18.430	50.035		18.242	16.118	15.675
10	15:11:08.922	50.492	+0.457	18.298	16.175	16.019
11	15:12:00.617	51.695	+1.660	19.027	16.375	16.293

(876) Cemil Bayyati

1	15:03:30.417	55.291	+6.062	20.909	18.905	16.477
2	15:04:23.996	53.579	+3.350	19.710	17.864	16.005
3	15:05:15.644	51.648	+1.419	19.059	16.675	15.914
4	15:06:06.059	50.415	+0.186	18.457	16.268	15.690
5	15:06:56.752	50.693	+0.464	18.574	16.338	15.781
6	15:07:47.315	50.563	+0.334	18.554	16.307	15.702
7	15:08:38.101	50.786	+0.557	18.467	16.598	15.721
8	15:09:28.776	50.675	+0.446	18.651	16.292	15.732
9	15:10:19.005	50.229		18.315	16.243	15.671
10	15:11:09.250	50.245	+0.016	18.343	16.260	15.642
11	15:12:00.691	51.441	+1.212	18.849	16.420	16.172

(853) Devin Leon Ucar

1	15:03:30.257	55.998	+5.442	20.963	17.696	17.339
2	15:04:22.680	52.423	+1.867	19.766	16.702	15.955
3	15:05:13.598	50.918	+0.362	18.603	16.484	15.831
4	15:06:04.413	50.815	+0.259	18.418	16.404	15.993
5	15:06:55.034	50.621	+0.065	18.545	16.303	15.773
6	15:07:45.590	50.556		18.480	16.301	15.775
7	15:08:36.269	50.679	+0.123	18.515	16.375	15.789
8	15:09:27.038	50.769	+0.213	18.647	16.358	15.764
9	15:10:17.639	50.601	+0.045	18.455	16.367	15.779
10	15:11:08.859	51.220	+0.664	18.529	16.391	16.300
11	15:12:00.784	51.925	+1.369	18.808	16.444	16.673

(916) Roxanne Lantinga

1	15:03:30.379	55.959	+5.480	21.661	17.695	16.603
2	15:04:22.836	52.457	+1.978	19.788	16.725	15.944
3	15:05:13.815	50.979	+0.500	18.636	16.533	15.810
4	15:06:04.524	50.709	+0.230	18.451	16.349	15.909
5	15:06:55.537	51.013	+0.534	18.838	16.450	15.725
6	15:07:46.017	50.480	+0.001	18.372	16.314	15.794
7	15:08:36.839	50.822	+0.343	18.619	16.480	15.723
8	15:09:27.318	50.479		18.392	16.417	15.670
9	15:10:18.305	50.987	+0.508	18.376	16.840	15.771
10	15:11:09.086	50.781	+0.302	18.682	16.370	15.729
11	15:12:00.813	51.727	+1.248	18.932	16.783	16.012

(915) Cristian Vergani

1	15:03:30.204	55.353	+4.799	21.058	17.597	16.698
2	15:04:21.612	51.408	+0.854	19.010	16.602	15.796
3	15:05:12.669	51.057	+0.503	18.663	16.543	15.851
4	15:06:04.315	51.646	+1.092	18.881	16.766	15.999
5	15:06:55.809	51.494	+0.940	19.177	16.570	15.747
6	15:07:46.756	50.947	+0.393	18.768	16.398	15.781
7	15:08:38.525	51.769	+1.215	18.907	17.011	15.851
8	15:09:29.270	50.745	+0.191	18.551	16.409	15.785
9	15:10:19.824	50.554		18.481	16.332	15.741
10	15:11:10.425	50.601	+0.047	18.467	16.339	15.795
11	15:12:01.117	50.692	+0.138	18.482	16.412	15.798

(854) Daniel Brozovic

1	15:03:32.485	57.034	+6.709	21.939	18.541	16.554
2	15:04:25.521	53.036	+2.711	19.044	17.220	16.772
3	15:05:16.602	51.081	+0.756	19.001	16.422	15.658
4	15:06:07.651	51.049	+0.724	18.546	16.647	15.856
5	15:06:58.307	50.656	+0.331	18.609	16.302	15.745
6	15:07:48.632	50.325		18.404	16.275	15.646
7	15:08:39.792	51.160	+0.835	19.132	16.347	15.681
8	15:09:30.193	50.401	+0.076	18.471	16.264	15.666
9	15:10:20.852	50.659	+0.334	18.703	16.246	15.710
10	15:11:11.375	50.523	+0.198	18.529	16.271	15.723
11	15:12:01.768	50.393	+0.068	18.498	16.204	15.691

(806) Moritz Fischer

1	15:03:30.609	55.925	+5.330	21.537	18.207	16.181
2	15:04:23.730	53.121	+2.526	19.755	16.992	16.374
3	15:05:14.833	51.103	+0.508	18.743	16.463	15.897
4	15:06:05.433	50.600	+0.005	18.490	16.309	15.801
5	15:06:56.587	51.154	+0.559	18.469	16.633	16.052
6	15:07:48.152	51.565	+0.970	19.038	16.548	15.979
7	15:08:39.264	51.112	+0.517	18.878	16.414	15.820
8	15:09:30.084	50.820	+0.225	18.478	16.472	15.870
9	15:10:21.221	51.137	+0.542	18.924	16.432	15.781
10	15:11:11.987	50.766	+0.171	18.510	16.467	15.789
11	15:12:02.582	50.595		18.456	16.323	15.816

(884) Davin Singer

1	15:03:33.587	57.657	+7.144	22.288	18.502	16.867
2	15:04:26.857	52.270	+1.757	19.025	16.720	16.525
3	15:05:17.288	51.431	+0.918	19.016	16.492	15.923
4	15:06:07.814	50.526	+0.013	18.496	16.327	15.703
5	15:06:58.668	50.854	+0.341	18.736	16.366	15.752
6	15:07:49.486	50.818	+0.305	18.714	16.330	15.774
7	15:08:40.352	50.866	+0.353	18.465	16.337	16.064
8	15:09:31.214	50.862	+0.349	18.444	16.324	16.094
9	15:10:22.817	51.603	+1.090	18.435	16.438	16.730
10	15:11:13.600	50.783	+0.270	18.699	16.331	15.753
11	15:12:04.113	50.513		18.446	16.279	15.788

(835) Jarno Wiese

1	15:03:31.376	56.914	+6.299	21.883	18.419	16.612
2	15:04:24.586	53.210	+2.595	19.847	16.987	16.376
3	15:05:15.978	51.392	+0.777	18.951	16.615	15.826
4	15:06:07.173	51.195	+0.580	18.975	16.508	15.712
5	15:06:58.508	51.335	+0.720	18.896	16.654	15.785
6	15:07:49.660	51.152	+0.537	19.046	16.393	15.713
7	15:08:40.470	50.810	+0.195	18.540	16.385	15.885
8	15:09:31.419	50.949	+0.334	18.647	16.462	15.840
9	15:10:22.640	51.221	+0.606	18.734	16.312	16.175
10	15:11:13.780	51.140	+0.525	19.101	16.326	15.713
11	15:12:04.395	50.515		18.556	16.280	15.779

(890) Leonard Hocker

1	15:03:31.721	56.569	+6.163	21.756	18.203	16.610
2	15:04:24.996	53.275	+2.869	19.623	17.134	16.518
3	15:05:16.339	51.343	+0.937	18.905	16.450	15.988
4	15:06:07.348	51.009	+0.603	18.626	16.652	15.731
5	15:06:57.791	50.443	+0.037	18.536	16.258	15.649
6	15:07:48.255	50.464	+0.058	18.437	16.232	15.795
7	15:08:40.245	51.990	+1.584	19.377	16.563	16.050
8	15:09:31.158	50.913	+0.507	18.721	16.359	15.833
9	15:10:22.794	51.636	+1.230	18.720	16.276	16.640
10	15:11:13.347	50.553	+0.147	18.558	16.322	15.673
11	15:12:03.753	50.406		18.445	16.242	15.719

(834) Moritz Schwing

1	15:03:34.155	58.640	+8.041	22.726	18.819	17.095
2	15:04:26.662	52.507	+1.908	19.287	16.927	16.293
3	15:05:19.447	52.785	+2.186	19.196	17.467	16.122
4	15:06:12.854	53.407	+2.808	19.487	17.852	16.068
5	15:07:03.707	50.853	+0.254	18.593	16.530	15.730
6	15:07:54.606	50.899	+0.300	18.648	16.494	15.757
7	15:08:45.685	51.079	+0.480	18.742	16.526	15.811
8	15:09:36.433	50.748	+0.149	18.492	16.474	15.782

Orbits



INT. ADAC Kartrennen Wackersdorf

X30 SENIOR

Pro Kart Raceland Wackersdorf 1,190 Km

Qualifying Heat A/C

15.06.2024 14:50

Race (11 Laps) started at 15:02:33

Lap	Time of Day	Lap Tm	Diff	S1 Tm	S2 Tm	S3 Tm
9	15:10:27.032	50.599		18.513	16.330	15.756
10	15:11:17.781	50.749	+0.150	18.540	16.457	15.752
11	15:12:08.779	50.998	+0.399	18.591	16.513	15.894

(891) Luka Koullen

1	15:03:32.885	57.780	+7.119	21.936	18.627	17.217
2	15:04:25.998	53.113	+2.452	19.131	17.298	16.684
3	15:05:19.076	53.078	+2.417	19.370	16.987	16.721
4	15:06:13.866	54.790	+4.129	19.478	18.885	16.427
5	15:07:05.045	51.179	+0.518	18.780	16.587	15.812
6	15:07:56.009	50.964	+0.303	18.627	16.462	15.875
7	15:08:46.749	50.740	+0.079	18.557	16.340	15.843
8	15:09:37.546	50.797	+0.136	18.449	16.434	15.914
9	15:10:28.336	50.790	+0.129	18.444	16.490	15.856
10	15:11:19.124	50.788	+0.127	18.497	16.383	15.908
11	15:12:09.785	50.661		18.447	16.425	15.789

(899) Luke Neubauer

1	15:03:33.739	58.412	+7.622	22.039	19.036	17.337
2	15:04:26.757	53.018	+2.228	19.436	17.080	16.502
3	15:05:19.780	53.023	+2.233	19.272	17.529	16.222
4	15:06:13.174	53.394	+2.604	19.301	17.820	16.273
5	15:07:04.277	51.103	+0.313	18.710	16.557	15.836
6	15:07:55.406	51.129	+0.339	18.604	16.608	15.917
7	15:08:46.196	50.790		18.602	16.435	15.763
8	15:09:37.145	50.949	+0.159	18.670	16.522	15.757
9	15:10:28.524	51.379	+0.589	18.606	16.900	15.873
10	15:11:19.457	50.933	+0.143	18.533	16.628	15.772
11	15:12:10.761	51.304	+0.514	18.677	16.515	16.112

(845) Jan Waibel

1	15:03:31.948	57.153	+6.216	21.549	18.847	16.757
2	15:04:25.582	53.634	+2.697	19.725	17.448	16.461
3	15:05:19.262	53.680	+2.743	19.582	17.584	16.514
4	15:06:12.332	53.070	+2.133	19.439	17.618	16.013
5	15:07:03.518	51.186	+0.249	18.700	16.592	15.894
6	15:07:54.455	50.937		18.560	16.510	15.867
7	15:08:45.988	51.533	+0.596	19.030	16.485	16.018
8	15:09:36.967	50.979	+0.042	18.598	16.540	15.841
9	15:10:27.912	50.945	+0.008	18.566	16.446	15.933
10	15:11:19.263	51.351	+0.414	18.617	16.731	16.003
11	15:12:10.860	51.597	+0.660	18.589	16.665	16.343

(820) Felix Maurer

1	15:03:31.247	56.327	+5.668	21.602	18.401	16.324
2	15:04:23.870	52.623	+1.964	19.582	17.033	16.008
3	15:05:18.955	55.085	+4.426	21.337	16.958	16.790
4	15:06:11.798	52.843	+2.184	19.636	17.145	16.062
5	15:07:02.706	50.908	+0.249	18.642	16.417	15.849
6	15:07:53.690	50.984	+0.325	18.636	16.393	15.955
7	15:08:44.358	50.668	+0.009	18.541	16.293	15.834
8	15:09:35.017	50.659		18.475	16.339	15.845
9	15:10:25.760	50.743	+0.084	18.576	16.275	15.892
10	15:11:16.514	50.754	+0.095	18.589	16.347	15.818
11	15:12:07.370	50.856	+0.197	18.613	16.346	15.897

(980) Benno Drelok

1	15:03:35.259	59.513	+8.423	22.617	19.429	17.467
2	15:04:27.977	52.718	+1.628	19.445	17.219	16.054
3	15:05:20.678	52.701	+1.611	18.935	17.079	16.687
4	15:06:15.384	54.706	+3.616	19.567	18.072	17.067
5	15:07:07.002	51.618	+0.528	18.962	16.750	15.906
6	15:07:58.180	51.178	+0.088	18.667	16.561	15.950
7	15:08:49.465	51.285	+0.195	18.737	16.719	15.829
8	15:09:40.651	51.186	+0.096	18.830	16.491	15.865
9	15:10:31.741	51.090		18.566	16.538	15.986
10	15:11:23.065	51.324	+0.234	18.727	16.605	15.992
11	15:12:14.275	51.210	+0.120	18.619	16.603	15.988

(818) Matthy Vandebroek

1	15:03:35.123	59.716	+8.765	22.891	19.699	17.126
2	15:04:28.351	53.228	+2.277	19.591	17.553	16.084
3	15:05:20.899	52.548	+1.597	18.970	16.987	16.591
4	15:06:15.313	54.414	+3.463	19.514	17.941	16.959

Lap	Time of Day	Lap Tm	Diff	S1 Tm	S2 Tm	S3 Tm
5	15:07:06.264	50.951		18.714	16.415	15.822
6	15:07:57.343	51.079	+0.128	18.633	16.550	15.896
7	15:08:49.523	52.180	+1.229	19.474	16.569	16.137
8	15:09:41.018	51.495	+0.544	19.053	16.478	15.964
9	15:10:32.261	51.243	+0.292	18.710	16.481	16.052
10	15:11:23.250	50.989	+0.038	18.605	16.467	15.917
11	15:12:14.482	51.232	+0.281	18.687	16.577	15.968

(808) Eric Wess

1	15:03:33.586	57.951	+6.756	22.111	18.544	17.296
2	15:04:26.167	52.581	+1.386	19.429	16.831	16.321
3	15:05:19.591	53.424	+2.229	19.503	17.799	16.122
4	15:06:14.459	54.868	+3.673	19.541	18.947	16.380
5	15:07:05.952	51.493	+0.298	18.933	16.594	15.966
6	15:07:57.276	51.324	+0.129	18.793	16.483	16.048
7	15:08:49.332	52.056	+0.861	19.220	16.710	16.126
8	15:09:40.550	51.218	+0.023	18.762	16.517	15.949
9	15:10:32.446	51.896	+0.701	18.972	16.723	16.201
10	15:11:23.641	51.195		18.843	16.428	15.924
11	15:12:15.059	51.418	+0.223	18.877	16.563	15.978

(888) Louis Schütze

1	15:03:33.461	57.013	+6.423	21.636	18.499	16.878
2	15:04:26.073	52.612	+2.022	19.379	16.637	16.596
3	15:05:19.173	53.100	+2.510	19.444	17.365	16.291
4	15:06:10.889	51.716	+1.126	19.254	16.592	15.870
5	15:07:01.670	50.781	+0.191	18.663	16.315	15.803
6	15:07:52.399	50.729	+0.139	18.642	16.285	15.802
7	15:08:43.197	50.798	+0.208	18.604	16.382	15.812
8	15:09:33.787	50.590		18.508	16.342	15.740
9	15:10:24.414	50.627	+0.037	18.595	16.281	15.751
10	15:11:15.020	50.606	+0.016	18.574	16.295	15.737
11	15:12:05.689	50.669	+0.079	18.536	16.351	15.782

(872) Tobias Burgstahler

1	15:03:34.552	58.569	+7.193	22.357	19.294	16.918
2	15:04:27.020	52.468	+1.092	19.139	16.997	16.332
3	15:05:20.347	53.327	+1.951	19.083	17.675	16.569
4	15:06:14.222	53.875	+2.499	19.775	17.709	16.391
5	15:07:05.598	51.376		18.793	16.648	15.935
6	15:07:57.172	51.574	+0.198	18.824	16.625	16.125
7	15:08:49.331	52.159	+0.783	19.109	16.756	16.294
8	15:09:41.914	52.583	+1.207	19.684	16.939	15.960
9	15:10:33.441	51.527	+0.151	18.725	16.692	16.110
10	15:11:24.852	51.411	+0.035	18.796	16.672	15.943
11	15:12:16.735	51.883	+0.507	18.770	16.793	16.320

(917) Colin Würthenberger

1	15:03:36.937	1:01.414	+11.085	22.064	18.570	20.780
2	15:04:28.969	52.032	+1.703	19.193	16.874	15.965
3	15:05:20.622	51.653	+1.324	18.657	16.617	16.379
4	15:06:24.893	1:04.271	+13.942	19.300	27.263	17.708
5	15:07:15.901	51.008	+0.679	18.644	16.492	15.872
6	15:08:06.573	50.672	+0.343	18.490	16.425	15.757
7	15:08:57.127	50.554	+0.225	18.470	16.267	15.817
8	15:09:47.575	50.448	+0.119	18.461	16.271	15.716
9	15:10:37.904	50.329		18.413	16.250	15.666
10	15:11:28.276	50.372	+0.043	18.440	16.279	15.663
11	15:12:18.651	50.375	+0.046	18.348	16.319	15.708

(833) Jannik Remmert

1	15:03:36.157	59.646	+8.882	21.426	18.434	19.786
2	15:04:28.147	51.990	+1.226	19.168	16.813	16.009
3	15:05:20.167	52.020	+1.256	18.975	16.748	16.297
4	15:06:26.379	1:06.212	+15.448	19.463	27.971	18.778
5	15:07:17.685	51.306	+0.542	18.839	16.542	15.925
6	15:08:08.449	50.764		18.612	16.335	15.817
7	15:09:02.297	53.848	+3.084	18.665	16.515	16.668



X30 SENIOR

Qualifying Heat A/B

Track length: 1.190 Km
Race Started: 17:19:23
Best Lap by: 823 - Jason Bralic - 50.067

Rank	#	Driver	Nat	Sponsor Entrant	Nat	License E-License	Make	laps	T. Time Diff	Best Lap	Penalty	Points
1	0	887 Torben Gröndahl	DEU	MSC Groß Dölln e.V. im ADAC CV Performance Group	DEU	ITC-C14120 BIF38321	KR/IAME/Komet	11	9:19.514	50.180		50
2	0	903 Kevin Lantinga	NLD	J.K. Lantinga	NLD	ITE42585 30038	Croc Promotion/IAME/Komet	11	9:20.336 0.822	50.219		44
3	0	810 Daniel Guinchard	GBR	SFR Motorsport	GBR	ITC-C292117 IBL368379	KR/IAME/Komet	11	9:20.361 0.847	50.136		41
4	9	830 Max Hezel	DEU	ADAC Hessen-Thüringen e.V. CV Performance Group	DEU	ITF38265 BIF38321	KR/IAME/Komet	11	9:22.341 2.827	50.186		38
5	9	812 Rocco Curcio	DEU	Valier Motorsport	DEU	ITE29607 KBF15727	Energy/IAME/Komet	11	9:22.756 3.242	50.114		36
6	5	844 Kevin Wagner	DEU	MSC-Langenfeld e. V. im ADAC TB Racing Team	DEU	ITE 11828 KBF38262	KR/IAME/Komet	11	9:25.029 5.515	50.375		34
7	2	836 Max Ohsenbrink	DEU	KSL Racing Team	DEU	ITE18670 KBF1304585	Alonso/IAME/Komet	11	9:25.208 5.694	50.681		32
8	18	829 Lutz Ohsenbrink	DEU	KSL Racing Team	DEU	ITE40759 KBF1304585	Alonso/IAME/Komet	11	9:25.698 6.184	50.181		30
9	-3	821 Manuel Wagner	DEU	RS-Motorsport	DEU	ITE 39259 KBF40372	CRG/IAME/Komet	11	9:26.481 6.967	50.228	+ 5 sec	28
10	6	910 Andrea Pirovano	ITA	Tbkart racing team srl	ITA	IKB386900 BIF470451	Tbkart/IAME/Komet	11	9:27.490 7.976	50.229		27
11	-6	895 Phil Colin Streng	DEU	ADAC Württemberg e.V. Ebert Motorsport	DEU	ITE42785 EL38528	LN/IAME/Komet	11	9:28.285 8.771	50.144	+ 5 sec	26
12	11	909 Kyuho Lee	KOR	EGP Racing Team	BEL	IAASDK018508 IBL912001	Tony Kart/IAME/Komet	11	9:31.553 12.039	50.349		25
13	6	823 Jason Bralic	NLD	SIM-ON	DEU	ITG46957 KBF39246	Kosmic/IAME/Komet	11	9:31.685 12.171	50.067	+ 5 sec	24
14	-6	802 Nando Weixelbaumer	AUT	Valier Motorsport	DEU	ITEJK2078 KBF39300	Energy/IAME/Komet	11	9:31.909 12.395	50.240		23
15	19	914 Cristian Biasatti	ITA	Tbkart racing team srl	ITA	IKB448719 BIF3401414487	Tbkart/IAME/Komet	11	9:31.969 12.455	50.344		22
16	-1	835 Jarno Wiese	DEU	VDB Kart Racing	DEU	ITE 40767 KBF10478	OTK/IAME/Komet	11	9:31.988 12.474	50.343		21
17	-5	881 Jacob Trost	DEU	ADAC Hessen-Thüringen e.V. DUTT MOTORSPORT by FENSTER.COM	LUX	NKA41233 IDCK867	Tony Kart/IAME/Komet	11	9:32.212 12.698	50.925		20
18	11	917 Colin Würthenberger	DEU	PCH Racing	DEU	IKC12514 KBF39956	LN/IAME/Komet	11	9:33.485 13.971	50.324		19
19	-1	811 Karl Schmiederer	DEU	RS-Motorsport	DEU	ITE39775 KBF40372	CRG/IAME/Komet	11	9:34.701 15.187	50.773		18
20	4	898 Hawk Baylaan White	GBR	AT Motorsport	DEU	ITE40903 BIC38996	Exprit/IAME/Komet	11	9:35.573 16.059	50.502		17
21	-11	885 Carl Luthardt	DEU	TB Racing Team	DEU	ITE 37029 KBF38262	KR/IAME/Komet	11	9:36.636 17.122	50.387	+ 5 sec	16
22	10	908 Henrikas Klepikas	LTU	Dream 2 Drive	LTU	IACS2024-ITE/005 IBL2024-KL/09	Formula K/IAME/Komet	11	9:38.358 18.844	50.847		15
23	13	807 Marlon Vatter	DEU	AT Motorsport	DEU	ITF38543 KBF38543	Exprit/IAME/Komet	11	9:38.641 19.127	50.432	+ 5 sec	14
24	1	815 Moritz Wolber	DEU	ADAC Südbaden e.V. NEES RACING	DEU	NKA16641 BIF17863	Maranello/IAME/Komet	11	9:38.825 19.311	50.460	+ 5 sec	13
25	-5	843 Luis Simon	DEU	PCH Racing	DEU	NKA36581 KBF39956	LN/IAME/Komet	11	9:39.322 19.808	50.947		12
26	5	980 Benno Drelok	DEU	Rocco Drelok	DEU	NKA10580 BEK1204567	Tony Kart/IAME/Komet	11	9:39.382 19.868	51.367		11
27	8	888 Louis Schütze	DEU	RF Racing	DEU	ITE 17941 KBF41358	KR/IAME/Komet	11	9:39.902 20.388	50.502	+ 5 sec	10
28	-11	845 Jan Waibel	DEU	ADAC Mittelrhein e.V. VDB Kart Racing	DEU	NKA12495 KBF10478	Tony Kart/IAME/Komet	11	9:41.500 21.986	50.916	+ 5 sec	9
29	4	872 Tobias Burgstahler	DEU	ADAC Württemberg e.V. Stern Motorsport	DEU	NKA38364 KBF38195	KR/IAME/Komet	11	9:42.437 22.923	51.563		8
30	-8	816 Elias Schorneck	DEU	VDB Kart Racing	DEU	ITE40538 KBF10478	Tony Kart/IAME/Komet	11	9:45.060 25.546	50.526	+ 5 sec	7
31	-10	890 Leonard Hocker	DEU	RS-Motorsport	DEU	NKA22440 KBF40372	CRG/IAME/Komet	11	9:47.719 28.205	50.419		6
32	-25	911 Clement Outran	FRA	Tbkart racing team srl	ITA	IABS126421 BIF126421	Tbkart /IAME/Komet	11	9:53.867 34.353	50.348	+ 5 sec	5
33	-3	817 Maximilian Engelstädter	DEU	Dörr Motorsport	DEU	NKA40565 BIF38420	KR/IAME/Komet	8	7:06.489 3 Laps	51.232		4
34	-6	827 Julius Berthold	DEU	TB Racing Team	DEU	ITF38613 KBF38262	KR/IAME/Komet	7	6:13.480 4 Laps	51.290		3
35	-31	864 Marc Gerstenkorn	CHE	Kartshop Ampfing	DEU	ITF375 BIF25142	Drago Corse/IAME/Komet	5	4:17.025 6 Laps	50.452		2
36	-9	854 Daniel Brozovic	DEU	TR Motorsport	DEU	ITE 42036 KBF23400	Birel Art/IAME/Komet	0				1

Announcements

911,845,807,823,816,888,885,815 + 5 sec front fairing
895,821 + 5 sec push



INT. ADAC Kartrennen Wackersdorf

X30 SENIOR

Pro Kart Raceland Wackersdorf 1,190 Km

Qualifying Heat A/B

15.06.2024 17:15

Race (11 Laps) started at 17:19:23

Lap	Time of Day	Lap Tm	Diff	S1 Tm	S2 Tm	S3 Tm
(887) Torben Gröndahl						
1	17:20:17.970	54.925	+4.745	20.085	18.048	16.792
2	17:21:09.358	51.388	+1.208	19.055	16.530	15.803
3	17:22:00.100	50.742	+0.562	18.513	16.482	15.747
4	17:22:50.520	50.420	+0.240	18.351	16.285	15.784
5	17:23:40.777	50.257	+0.077	18.353	16.229	15.675
6	17:24:31.156	50.379	+0.199	18.330	16.254	15.795
7	17:25:21.582	50.426	+0.246	18.580	16.191	15.655
8	17:26:11.762	50.180		18.329	16.192	15.659
9	17:27:01.951	50.189	+0.009	18.388	16.171	15.630
10	17:27:52.352	50.401	+0.221	18.499	16.286	15.616
11	17:28:42.559	50.207	+0.027	18.357	16.214	15.636

(903) Kevin Lantinga						
1	17:20:16.308	53.223	+3.004	19.906	17.119	16.198
2	17:21:07.448	51.140	+0.921	18.725	16.461	15.954
3	17:21:58.424	50.976	+0.757	18.604	16.430	15.942
4	17:22:49.159	50.735	+0.516	18.566	16.337	15.832
5	17:23:39.759	50.600	+0.381	18.570	16.233	15.797
6	17:24:30.754	50.995	+0.776	18.554	16.496	15.945
7	17:25:21.098	50.344	+0.125	18.509	16.115	15.720
8	17:26:11.502	50.404	+0.185	18.472	16.207	15.725
9	17:27:01.721	50.219		18.408	16.098	15.713
10	17:27:52.574	50.853	+0.634	18.945	16.243	15.665
11	17:28:43.381	50.807	+0.588	18.356	16.195	16.256

(810) Daniel Guinchard						
1	17:20:17.173	54.053	+3.917	19.924	17.873	16.256
2	17:21:08.632	51.459	+1.323	19.076	16.521	15.862
3	17:21:59.387	50.755	+0.619	18.510	16.419	15.826
4	17:22:50.199	50.812	+0.676	18.373	16.594	15.845
5	17:23:40.542	50.343	+0.207	18.286	16.311	15.746
6	17:24:31.055	50.513	+0.377	18.325	16.261	15.927
7	17:25:21.521	50.466	+0.330	18.459	16.218	15.789
8	17:26:12.048	50.527	+0.391	18.514	16.283	15.730
9	17:27:02.184	50.136		18.283	16.178	15.675
10	17:27:52.701	50.517	+0.381	18.621	16.269	15.627
11	17:28:43.406	50.705	+0.569	18.369	16.245	16.091

(830) Max Hezel						
1	17:20:19.155	55.138	+4.952	20.660	18.077	16.401
2	17:21:11.649	52.494	+2.308	18.929	16.857	16.708
3	17:22:02.891	51.242	+1.056	18.740	16.715	15.787
4	17:22:53.354	50.463	+0.277	18.378	16.339	15.746
5	17:23:43.734	50.380	+0.194	18.341	16.333	15.706
6	17:24:34.085	50.351	+0.165	18.393	16.244	15.714
7	17:25:24.419	50.334	+0.148	18.387	16.312	15.635
8	17:26:14.796	50.377	+0.191	18.316	16.261	15.800
9	17:27:04.993	50.197	+0.011	18.301	16.255	15.641
10	17:27:55.200	50.207	+0.021	18.317	16.247	15.643
11	17:28:45.386	50.186		18.305	16.265	15.616

(812) Rocco Curcio						
1	17:20:18.832	54.992	+4.878	20.843	17.673	16.476
2	17:21:11.138	52.306	+2.192	19.129	16.733	16.444
3	17:22:03.630	52.492	+2.378	19.585	17.065	15.842
4	17:22:54.142	50.512	+0.398	18.474	16.312	15.726
5	17:23:44.471	50.329	+0.215	18.387	16.252	15.690
6	17:24:34.906	50.435	+0.321	18.452	16.309	15.674
7	17:25:25.164	50.258	+0.144	18.434	16.176	15.648
8	17:26:15.389	50.225	+0.111	18.365	16.145	15.715
9	17:27:05.537	50.148	+0.034	18.315	16.164	15.669
10	17:27:55.687	50.150	+0.036	18.349	16.129	15.672
11	17:28:45.801	50.114		18.332	16.156	15.626

(844) Kevin Wagner						
1	17:20:18.473	54.796	+4.421	20.769	17.375	16.652
2	17:21:11.406	52.933	+2.558	19.606	17.249	16.078
3	17:22:03.288	51.882	+1.507	18.833	17.229	15.820
4	17:22:53.893	50.605	+0.230	18.533	16.330	15.742
5	17:23:44.361	50.468	+0.093	18.383	16.380	15.705
6	17:24:34.823	50.462	+0.087	18.382	16.293	15.787
7	17:25:25.905	51.082	+0.707	18.963	16.436	15.683

8	17:26:16.353	50.448	+0.073	18.438	16.316	15.694
9	17:27:06.728	50.375		18.379	16.331	15.665
10	17:27:57.194	50.466	+0.091	18.439	16.328	15.699
11	17:28:48.074	50.880	+0.505	18.519	16.416	15.945

(836) Max Ohsenbrink						
1	17:20:18.265	54.841	+4.160	20.690	17.407	16.744
2	17:21:09.784	51.519	+0.838	18.996	16.649	15.874
3	17:22:00.652	50.868	+0.187	18.589	16.415	15.864
4	17:22:51.828	51.176	+0.495	18.446	16.655	16.075
5	17:23:42.509	50.681		18.422	16.410	15.849
6	17:24:33.203	50.694	+0.013	18.494	16.295	15.905
7	17:25:23.947	50.744	+0.063	18.506	16.422	15.816
8	17:26:14.932	50.985	+0.304	18.527	16.353	16.105
9	17:27:05.891	50.959	+0.278	18.506	16.526	15.927
10	17:27:56.907	51.016	+0.335	18.680	16.446	15.890
11	17:28:48.253	51.346	+0.665	18.651	16.439	16.256

(829) Lutz Ohsenbrink						
1	17:20:21.459	55.993	+5.812	21.245	18.070	16.678
2	17:21:13.392	51.933	+1.752	19.146	16.715	16.072
3	17:22:05.438	52.046	+1.865	19.188	16.856	16.002
4	17:22:56.760	51.322	+1.141	18.999	16.532	15.791
5	17:23:47.263	50.503	+0.322	18.438	16.290	15.775
6	17:24:37.512	50.249	+0.068	18.389	16.228	15.632
7	17:25:27.835	50.323	+0.142	18.374	16.262	15.687
8	17:26:18.109	50.274	+0.093	18.356	16.218	15.700
9	17:27:08.290	50.181		18.316	16.223	15.642
10	17:27:58.509	50.219	+0.038	18.342	16.246	15.631
11	17:28:48.743	50.234	+0.063	18.353	16.226	15.655

(821) Manuel Wagner						
1	17:20:18.333	55.103	+4.875	20.578	17.479	17.046
2	17:21:10.290	51.957	+1.729	19.466	16.701	15.790
3	17:22:00.885	50.595	+0.367	18.488	16.391	15.716
4	17:22:51.567	50.682	+0.454	18.375	16.338	15.969
5	17:23:42.058	50.491	+0.263	18.367	16.346	15.778
6	17:24:32.603	50.545	+0.317	18.373	16.343	15.829
7	17:25:23.075	50.472	+0.244	18.460	16.339	15.673
8	17:26:13.303	50.228		18.343	16.193	15.692
9	17:27:03.678	50.375	+0.147	18.383	16.284	15.708
10	17:27:54.100	50.422	+0.194	18.415	16.325	15.682
11	17:28:44.526	50.426	+0.198	18.388	16.370	15.668

(910) Andrea Pirovano						
1	17:20:19.849	55.911	+5.682	21.106	18.160	16.645
2	17:21:12.671	52.822	+2.593	18.881	17.160	16.781
3	17:22:05.119	52.448	+2.219	19.307	16.794	16.347
4	17:22:56.493	51.374	+1.145	19.012	16.416	15.946
5	17:23:47.494	51.001	+0.772	18.886	16.329	15.786
6	17:24:37.980	50.486	+0.257	18.460	16.284	15.742
7	17:25:28.591	50.611	+0.382	18.365	16.440	15.806
8	17:26:19.034	50.443	+0.214	18.431	16.269	15.743
9	17:27:09.845	50.811	+0.582	18.815	16.303	15.693
10	17:28:00.074	50.229		18.353	16.224	15.652
11	17:28:50.535	50.461	+0.232	18.379	16.280	15.802

(895) Phil Colin Strenge						
1	17:20:19.717	56.509	+6.365	21.706	18.139	16.664
2	17:21:12.532	52.815	+2.671	18.850	17.126	16.839
3	17:22:03.963	51.431	+1.287	18.550	17.051	15.830
4	17:22:54.416	50.453	+0.309	18.398	16.344	15.711
5	17:23:4					

INT. ADAC Kartrennen Wackersdorf

X30 SENIOR

Pro Kart Raceland Wackersdorf 1,190 Km

Qualifying Heat A/B

15.06.2024 17:15

Race (11 Laps) started at 17:19:23

Lap	Time of Day	Lap Tm	Diff	S1 Tm	S2 Tm	S3 Tm
4	17:22:58.093	52.709	+2.360	19.575	17.128	16.006
5	17:23:48.714	50.621	+0.272	18.452	16.367	15.802
6	17:24:39.793	51.079	+0.730	18.916	16.351	15.812
7	17:25:30.142	50.349		18.316	16.284	15.749
8	17:26:20.770	50.628	+0.279	18.350	16.283	15.995
9	17:27:11.293	50.523	+0.174	18.548	16.287	15.688
10	17:28:02.732	51.439	+1.090	18.872	16.417	16.150
11	17:28:54.598	51.866	+1.517	18.903	16.675	16.288

(823) Jason Bralic

1	17:20:21.532	57.057	+6.990	21.384	18.631	17.042
2	17:21:13.315	51.783	+1.716	18.904	16.700	16.179
3	17:22:05.615	52.300	+2.233	19.085	16.887	16.328
4	17:22:57.460	51.845	+1.778	19.201	16.640	16.004
5	17:23:48.271	50.811	+0.744	18.377	16.467	15.967
6	17:24:38.751	50.480	+0.413	18.508	16.269	15.703
7	17:25:28.964	50.213	+0.146	18.261	16.278	15.674
8	17:26:19.206	50.242	+0.175	18.366	16.218	15.658
9	17:27:09.596	50.390	+0.323	18.390	16.307	15.693
10	17:27:59.663	50.057		18.252	16.203	15.612
11	17:28:49.730	50.057		18.220	16.229	15.618

(802) Nando Weixelbaumer

1	17:20:23.316	54.996	+4.766	19.713	18.245	17.038
2	17:21:16.318	53.002	+2.762	19.573	17.357	16.072
3	17:22:07.300	50.982	+0.742	18.763	16.476	15.743
4	17:23:00.136	52.836	+2.596	18.865	17.293	16.678
5	17:23:51.371	51.235	+0.995	18.682	16.417	16.136
6	17:24:41.669	50.298	+0.058	18.387	16.239	15.672
7	17:25:31.939	50.270	+0.030	18.439	16.191	15.640
8	17:26:22.307	50.368	+0.128	18.598	16.147	15.623
9	17:27:12.547	50.240		18.390	16.167	15.683
10	17:28:03.369	50.822	+0.582	18.293	16.528	16.001
11	17:28:54.954	51.585	+1.345	18.590	16.748	16.247

(914) Cristian Biasatti

1	17:20:22.219	55.657	+5.313	20.570	18.108	16.979
2	17:21:13.985	51.766	+1.422	19.042	16.654	16.070
3	17:22:06.216	52.231	+1.887	19.048	17.096	16.087
4	17:22:59.188	52.972	+2.628	18.958	17.924	16.090
5	17:23:50.827	51.639	+1.295	18.804	16.800	16.035
6	17:24:41.372	50.545	+0.201	18.458	16.282	15.805
7	17:25:31.822	50.450	+0.106	18.422	16.266	15.762
8	17:26:22.166	50.344		18.430	16.196	15.718
9	17:27:12.828	50.662	+0.318	18.682	16.263	15.717
10	17:28:03.503	50.675	+0.031	18.330	16.361	15.984
11	17:28:55.014	51.511	+1.167	18.643	16.671	16.197

(835) Jarno Wiese

1	17:20:20.253	56.143	+5.800	21.167	18.354	16.632
2	17:21:12.768	52.515	+2.172	18.858	17.031	16.626
3	17:22:05.365	52.597	+2.254	19.324	16.747	16.526
4	17:22:57.182	51.817	+1.474	18.924	16.879	16.014
5	17:23:48.242	51.060	+0.717	18.520	16.481	16.059
6	17:24:39.037	50.795	+0.452	18.765	16.355	15.675
7	17:25:29.880	50.343		18.381	16.286	15.676
8	17:26:20.537	51.157	+0.814	18.353	16.676	16.128
9	17:27:11.555	51.018	+0.675	18.946	15.688	15.688
10	17:28:02.900	51.345	+1.002	18.709	16.571	16.065
11	17:28:55.033	52.133	+1.790	18.872	16.820	16.441

(881) Jacob Trost

1	17:20:19.256	55.558	+4.633	20.849	17.566	17.143
2	17:21:12.051	52.795	+1.870	19.061	17.459	16.275
3	17:22:04.304	52.253	+1.328	18.835	17.390	16.028
4	17:22:55.487	51.183	+0.258	18.519	16.740	15.924
5	17:23:46.412	50.925		18.525	16.435	15.965
6	17:24:37.383	50.971	+0.046	18.574	16.437	15.960
7	17:25:28.871	51.488	+0.563	18.766	16.632	16.090
8	17:26:20.920	52.049	+1.124	18.684	16.788	16.577
9	17:27:12.063	51.143	+0.218	18.744	16.561	15.838
10	17:28:03.591	51.528	+0.603	18.547	16.685	16.296
11	17:28:55.257	51.666	+0.741	18.978	16.541	16.147

(917) Colin Würthenberger

1	17:20:21.296	56.074	+5.750	21.191	18.271	16.612
2	17:21:13.230	51.934	+1.610	18.902	16.681	16.351
3	17:22:06.347	53.117	+2.793	19.641	17.333	16.143
4	17:23:00.016	53.669	+3.345	19.199	17.782	16.688
5	17:23:51.805	51.789	+1.465	19.309	16.471	16.009
6	17:24:43.392	51.587	+1.263	19.079	16.549	15.959
7	17:25:33.931	50.539	+0.215	18.434	16.378	15.727
8	17:26:24.255	50.324		18.309	16.396	15.619
9	17:27:15.063	50.808	+0.484	18.510	16.307	15.991
10	17:28:05.542	50.479	+0.155	18.510	16.335	15.634
11	17:28:56.530	50.988	+0.664	18.380	16.307	16.301

(811) Karl Schmiederer

1	17:20:20.594	56.435	+5.662	21.274	18.386	16.775
2	17:21:13.090	52.496	+1.723	18.998	17.185	16.313
3	17:22:05.809	52.719	+1.946	19.189	16.987	16.543
4	17:22:58.959	53.150	+2.377	19.163	17.948	16.039
5	17:23:50.596	51.637	+0.864	18.985	16.700	15.952
6	17:24:42.055	51.459	+0.686	18.797	16.739	15.923
7	17:25:32.828	50.773		18.561	16.417	15.795
8	17:26:23.721	50.893	+0.120	18.522	16.537	15.834
9	17:27:15.411	51.690	+0.917	18.638	16.920	16.132
10	17:28:06.668	51.257	+0.484	18.863	16.507	15.887
11	17:28:57.746	51.078	+0.305	18.840	16.446	15.792

(898) Hawk Baylaan White

1	17:20:22.054	56.934	+6.432	21.409	18.465	17.060
2	17:21:14.287	52.233	+1.731	18.925	16.766	16.542
3	17:22:06.574	52.287	+1.785	18.968	17.241	16.078
4	17:23:00.566	53.992	+3.490	19.518	17.878	16.596
5	17:23:53.276	52.710	+2.208	19.491	16.767	16.452
6	17:24:44.504	51.228	+0.726	18.606	16.638	15.984
7	17:25:36.130	51.626	+1.124	18.608	16.672	16.346
8	17:26:26.703	50.573	+0.071	18.426	16.348	15.799
9	17:27:17.433	50.730	+0.228	18.430	16.622	15.678
10	17:28:08.116	50.683	+0.181	18.495	16.435	15.753
11	17:28:58.618	50.502		18.482	16.342	15.678

(885) Carl Luthardt

1	17:20:18.572	55.232	+4.845	20.963	17.726	16.543
2	17:21:11.056	52.484	+2.097	19.143	17.093	16.248
3	17:22:05.001	53.945	+3.558	19.239	18.157	16.549
4	17:22:57.762	52.761	+2.374	19.233	17.325	16.203
5	17:23:48.517	50.765	+0.368	18.496	16.382	15.877
6	17:24:39.319	50.802	+0.415	18.747	16.309	15.746
7	17:25:29.706	50.387		18.377	16.285	15.725
8	17:26:20.624	50.918	+0.531	18.357	16.465	16.096
9	17:27:11.213	50.589	+0.202	18.478	16.334	15.777
10	17:28:02.832	51.619	+1.232	18.794	16.669	16.156
11	17:28:54.681	51.849	+1.462	18.942	16.626	16.281

(908) Henrikas Klepikas

1	17:20:24.431	57.912	+7.065	21.178	19.008	17.726
2	17:21:17.831	53.400	+2.553	19.021	17.775	16.604
3	17:22:09.047	51.216	+0.369	18.783	16.547	15.886
4	17:23:01.065	52.018	+1.171	18.841	16.731	16.446
5	17:23:53.411	52.346	+1.499	19.148	17.023	16.175
6	17:24:44.913	51.502	+0.655	18.858	16.728	15.916
7	17:25:36.678	51.765	+0.918	18.781	16.617	16.367
8	17:26:28.357	51.679	+0.832	18.922	16.591	16.166
9	17:27:19.283	50.926	+0.079	18.512	16.460	15.954
10	17:28:10.556	51.273	+0.426	18.747	16.516	16.010
11	17:29:01.403	50.847		18.521	16.358	15.968

(807) Marlon Vatter

1	17:20:23.569	56.874	+6.442	21.080	18.776	17.018
2	17:21:17.606	54.037	+3.605	19.513	18.041	16.483
3	17:22:08.415	50.809	+0.377	18.577	16.430	15.802
4	17:23:00.299	51.884	+1.452	19.076	16.597	16.211
5	17:23:51.884	51.585	+1.153	19.192	16.528	15.865
6	17:24:43.032	51.148	+0.716	18.850	16.455	15.843
7	17:25:33.655	50.623	+0.191	18.469	16.412	15.742
8	17:26:24.087	50.432		18.393	16.306	15.733

Orbits



INT. ADAC Kartrennen Wackersdorf

X30 SENIOR

Pro Kart Raceland Wackersdorf 1,190 Km

Qualifying Heat A/B

15.06.2024 17:15

Race (11 Laps) started at 17:19:23

Lap	Time of Day	Lap Tm	Diff	S1 Tm	S2 Tm	S3 Tm
9	17:27:15.208	51.121	+0.689	18.502	16.357	16.262
10	17:28:05.989	50.781	+0.349	18.591	16.397	15.793
11	17:28:56.686	50.697	+0.265	18.579	16.347	15.771

(815) Moritz Wolber

1	17:20:22.374	57.356	+6.896	21.676	18.517	17.163
2	17:21:14.352	51.978	+1.518	19.467	16.645	15.866
3	17:22:06.799	52.447	+1.987	18.790	17.691	15.966
4	17:23:00.725	53.926	+3.466	18.924	18.145	16.857
5	17:23:52.218	51.493	+1.033	19.069	16.604	15.820
6	17:24:43.790	51.572	+1.112	19.074	16.479	16.019
7	17:25:34.323	50.533	+0.073	18.523	16.278	15.732
8	17:26:24.783	50.460		18.403	16.323	15.734
9	17:27:15.402	50.619	+0.159	18.361	16.291	15.967
10	17:28:06.155	50.753	+0.293	18.627	16.407	15.719
11	17:28:56.870	50.715	+0.265	18.522	16.404	15.789

(843) Luis Simon

1	17:20:22.272	57.717	+6.770	21.080	18.208	18.429
2	17:21:15.370	53.098	+2.151	19.950	17.116	16.032
3	17:22:06.991	51.621	+0.674	18.811	16.832	15.978
4	17:22:59.624	52.633	+1.686	18.966	17.279	16.388
5	17:23:51.576	51.962	+1.005	18.761	16.676	16.515
6	17:24:43.906	52.380	+1.383	18.685	17.016	16.629
7	17:25:36.320	52.414	+1.467	18.896	16.873	16.645
8	17:26:28.500	52.180	+1.233	19.147	16.601	16.432
9	17:27:19.447	50.947		18.639	16.509	15.799
10	17:28:10.829	51.382	+0.435	18.849	16.493	16.040
11	17:29:02.367	51.538	+0.591	18.745	16.647	16.146

(980) Benno Drelok

1	17:20:22.661	57.314	+5.947	21.593	18.626	17.095
2	17:21:16.438	53.777	+2.410	19.574	17.562	16.641
3	17:22:08.309	51.871	+0.504	18.976	16.725	16.170
4	17:23:00.815	52.506	+1.139	19.466	16.700	16.340
5	17:23:52.946	52.131	+0.764	19.129	16.844	16.158
6	17:24:44.582	51.636	+0.269	18.773	16.699	16.164
7	17:25:36.392	51.810	+0.443	18.771	16.699	16.340
8	17:26:27.855	51.463	+0.096	18.887	16.621	15.955
9	17:27:19.222	51.367		18.663	16.597	16.107
10	17:28:10.763	51.541	+0.174	18.711	16.487	16.343
11	17:29:02.427	51.664	+0.297	18.940	16.651	16.073

(888) Louis Schütze

1	17:20:22.725	56.647	+6.145	20.846	18.757	17.044
2	17:21:16.114	53.389	+2.887	19.733	17.453	16.203
3	17:22:07.624	51.510	+1.008	18.797	16.759	15.954
4	17:23:00.160	52.536	+2.034	18.744	17.117	16.675
5	17:23:52.022	51.862	+1.360	19.437	16.647	15.778
6	17:24:43.643	51.621	+1.119	19.085	16.559	15.977
7	17:25:34.714	51.071	+0.569	18.942	16.355	15.774
8	17:26:25.291	50.577	+0.075	18.459	16.355	15.763
9	17:27:15.793	50.502		18.433	16.316	15.753
10	17:28:06.755	50.962	+0.460	18.587	16.512	15.863
11	17:28:57.947	51.192	+0.690	18.967	16.426	15.799

(845) Jan Waibel

1	17:20:20.007	55.792	+4.876	20.970	18.045	16.777
2	17:21:12.316	52.309	+1.393	18.875	17.077	16.357
3	17:22:05.335	53.019	+2.103	19.025	17.272	16.722
4	17:22:58.759	53.424	+2.508	19.324	17.656	16.444
5	17:23:51.935	53.176	+2.260	19.013	17.091	17.072
6	17:24:44.011	52.076	+1.160	19.471	16.624	15.981
7	17:25:35.474	51.463	+0.547	18.908	16.636	15.919
8	17:26:26.390	50.916		18.575	16.445	15.896
9	17:27:17.347	50.957	+0.041	18.573	16.489	15.895
10	17:28:08.617	51.270	+0.354	18.893	16.509	15.868
11	17:28:59.545	50.928	+0.012	18.638	16.400	15.890

(872) Tobias Burgstahler

1	17:20:22.816	57.119	+5.556	21.496	18.678	16.945
2	17:21:18.268	55.453	+3.890	19.792	18.804	16.857
3	17:22:11.107	52.839	+1.276	19.291	17.256	16.292
4	17:23:03.218	52.111	+0.548	18.990	16.912	16.209

Lap	Time of Day	Lap Tm	Diff	S1 Tm	S2 Tm	S3 Tm
5	17:23:54.989	51.771	+0.208	18.891	16.802	16.078
6	17:24:46.711	51.722	+0.159	18.932	16.792	15.998
7	17:25:38.655	51.944	+0.381	19.213	16.805	15.926
8	17:26:30.312	51.657	+0.094	18.691	16.897	16.069
9	17:27:22.155	51.843	+0.280	18.811	16.728	16.304
10	17:28:13.718	51.533		18.743	16.781	16.039
11	17:29:05.482	51.764	+0.201	18.858	16.815	16.091

(816) Elias Schorneck

1	17:20:22.088	57.415	+6.889	21.854	18.541	17.020
2	17:21:14.779	52.691	+2.165	19.826	16.942	15.923
3	17:22:17.202	1:02.423	+11.897	18.882	26.668	16.873
4	17:23:08.447	51.245	+0.719	18.828	16.525	15.892
5	17:23:59.310	50.863	+0.337	18.666	16.369	15.828
6	17:24:49.953	50.643	+0.117	18.627	16.303	15.713
7	17:25:40.613	50.660	+0.134	18.654	16.275	15.731
8	17:26:31.139	50.526		18.526	16.250	15.750
9	17:27:21.912	50.773	+0.247	18.449	16.368	15.956
10	17:28:12.477	50.565	+0.039	18.521	16.326	15.718
11	17:29:03.105	50.628	+0.102	18.531	16.306	15.791

(890) Leonard Hocker

1	17:20:22.469	57.694	+7.275	20.920	19.670	17.104
2	17:21:14.865	52.396	+1.977	19.565	17.012	15.819
3	17:22:23.837	1:08.972	+18.553	19.017	33.244	16.711
4	17:23:15.378	51.541	+1.122	18.915	16.666	15.960
5	17:24:06.179	50.801	+0.382	18.656	16.301	15.844
6	17:24:57.774	51.595	+1.176	18.532	16.343	16.720
7	17:25:48.628	50.854	+0.435	18.588	16.435	15.831
8	17:26:39.182	50.554	+0.135	18.528	16.317	15.709
9	17:27:29.666	50.484	+0.065	18.415	16.272	15.797
10	17:28:20.085	50.419		18.403	16.278	15.738
11	17:29:10.764	50.679	+0.260	18.477	16.328	15.874

(911) Clement Outran

1	17:20:18.037	54.714	+4.366	20.659	17.375	16.680
2	17:21:09.137	51.100	+0.752	18.752	16.510	15.838
3	17:21:59.589	50.452	+0.104	18.420	16.326	15.706
4	17:22:49.937	50.348		18.371	16.288	15.689
5	17:23:40.320	50.383	+0.035	18.373	16.290	15.720
6	17:24:30.695	1:18.375	+28.027	18.392	16.232	43.751
7	17:25:20.115	51.420	+1.072	18.942	16.523	15.955
8	17:26:10.708	50.593	+0.245	18.541	16.299	15.753
9	17:27:01.093	50.385	+0.037	18.451	16.238	15.696
10	17:28:21.531	50.438	+0.090	18.424	16.300	15.714
11	17:29:11.912	50.381	+0.033	18.449	16.234	15.698

(817) Maximilian Engelstädter

1	17:20:23.750	57.503	+6.271	21.330	18.836	17.337
2	17:21:19.578	55.828	+4.596	19.570	17.785	16.473
3	17:22:11.639	52.061	+0.829	19.090	16.911	16.060
4	17:23:03.710	52.071	+0.839	18.808	17.059	16.204
5	17:23:55.096	51.386	+0.154	18.696	16.737	15.953
6	17:24:46.911	51.815	+0.583	19.137	16.750	15.928
7	17:25:38.302	51.391	+0.159	18.891	16.541	15.959
8	17:26:29.534	51.232		18.663	16.580	15.989

(827) Julius Berthold

1	17:20:23.021	56.986	+6.696	21.380	18.606	17.000
2	17:21:17.908	54.887	+3.597	20.018	18.161	16.708
3	17:22:09.326	51.418	+0.128	18.922	16.638	15.858
4	17:23:00.927	51.601	+0.311	18.761	16.653	16.187
5	17:23:53.353	52.426	+1.136	19.250	16.825	16.351
6	17:24:44.643	51.290		18.775	16.679	15.836
7	17:25:36.525	51.882	+0.592	18.915	16.638	16.329

(864) Marc Gerstenkorn

1	17:20:17.277	54.120	+3.668	20.400	17.502	16.218
2	17:21:08.443	51.166	+0.714	18.770	16.531	15.865
3	17:21:59.084	50.641	+0.189	18.512	16.373	15.756
4	17:22:49.618	50.534	+0.082	18.495	16.312	15.727
5	17:23:40.070	50.452		18.452	16.321	15.679

Orbits



X30 SENIOR

Qualifying Heat A/B Revion 2

Track length: 1.190 Km

Race Started: 17:19:23

Best Lap by: 823 - Jason Bralic - 50.067

Rank	#	Driver	Nat	Sponsor Entrant	Nat	License E-License	Make	laps	T. Time Diff	Best Lap	Penalty	Points
1	0	887 Torben Gröndahl	DEU	MSC Groß Dölln e.V. im ADAC CV Performance Group	DEU	ITC-C14120 BIF38321	KR/IAME/Komet	11	9:19.514	50.180		50
2	0	903 Kevin Lantinga	NLD	J.K. Lantinga	NLD	ITE42585 30038	Croc Promotion/IAME/Komet	11	9:20.336 0.822	50.219		44
3	0	810 Daniel Guinchard	GBR	SFR Motorsport	GBR	ITC-C292117 IBL368379	KR/IAME/Komet	11	9:20.361 0.847	50.136		41
4	9	830 Max Hezel	DEU	ADAC Hessen-Thüringen e.V. CV Performance Group	DEU	ITF38265 BIF38321	KR/IAME/Komet	11	9:22.341 2.827	50.186		38
5	9	812 Rocco Curcio	DEU	Valier Motorsport	DEU	ITE29607 KBF15727	Energy/IAME/Komet	11	9:22.756 3.242	50.114		36
6	5	844 Kevin Wagner	DEU	MSC-Langenfeld e. V. im ADAC TB Racing Team	DEU	ITE 11828 KBF38262	KR/IAME/Komet	11	9:25.029 5.515	50.375		34
7	2	836 Max Ohsenbrink	DEU	KSL Racing Team	DEU	ITE18670 KBF1304585	Alonso/IAME/Komet	11	9:25.208 5.694	50.681		32
8	18	829 Lutz Ohsenbrink	DEU	KSL Racing Team	DEU	ITE40759 KBF1304585	Alonso/IAME/Komet	11	9:25.698 6.184	50.181		30
9	-3	821 Manuel Wagner	DEU	RS-Motorsport	DEU	ITE 39259 KBF40372	CRG/IAME/Komet	11	9:26.481 6.967	50.228	+ 5 sec	28
10	6	910 Andrea Pirovano	ITA	Tbkart racing team srl	ITA	IKB386900 BIF470451	Tbkart/IAME/Komet	11	9:27.490 7.976	50.229		27
11	-6	895 Phil Colin Strengle	DEU	ADAC Württemberg e.V. Ebert Motorsport	DEU	ITE42785 EL38528	LN/IAME/Komet	11	9:28.285 8.771	50.144	+ 5 sec	26
12	11	909 Kyuho Lee	KOR	EGP Racing Team	BEL	IAASDK018508 IBL912001	Tony Kart/IAME/Komet	11	9:31.553 12.039	50.349		25
13	6	823 Jason Bralic	NLD	SIM-ON	DEU	ITG46957 KBF39246	Kosmic/IAME/Komet	11	9:31.685 12.171	50.067	+ 5 sec	24
14	-6	802 Nando Weixelbaumer	AUT	Valier Motorsport	DEU	ITEJK2078 KBF39300	Energy/IAME/Komet	11	9:31.909 12.395	50.240		23
15	19	914 Cristian Biasatti	ITA	Tbkart racing team srl	ITA	IKB448719 BIF3401414487	Tbkart/IAME/Komet	11	9:31.969 12.455	50.344		22
16	-1	835 Jarno Wiese	DEU	VDB Kart Racing	DEU	ITE 40767 KBF10478	OTK/IAME/Komet	11	9:31.988 12.474	50.343		21
17	12	917 Colin Würthenberger	DEU	PCH Racing	DEU	IKC12514 KBF39956	LN/IAME/Komet	11	9:33.485 13.971	50.324		20
18	0	811 Karl Schmiederer	DEU	RS-Motorsport	DEU	ITE39775 KBF40372	CRG/IAME/Komet	11	9:34.701 15.187	50.773		19
19	5	898 Hawk Baylaan White	GBR	AT Motorsport	DEU	ITE40903 BIC38996	Exprit/IAME/Komet	11	9:35.573 16.059	50.502		18
20	-10	885 Carl Luthardt	DEU	TB Racing Team	DEU	ITE 37029 KBF38262	KR/IAME/Komet	11	9:36.636 17.122	50.387	+ 5 sec	17
21	-9	881 Jacob Trost	DEU	ADAC Hessen-Thüringen e.V. DUTT MOTORSPORT by FENSTER.COM	LUX	NKA41233 IDCK867	Tony Kart/IAME/Komet	11	9:37.212 17.698	50.925	+ 5 sec	16
22	10	908 Henrikas Klepikas	LTU	Dream 2 Drive	LTU	IACS2024-ITE/005 IBL2024-KL/09	Formula K/IAME/Komet	11	9:38.358 18.844	50.847		15
23	13	807 Marlon Vatter	DEU	AT Motorsport	DEU	ITF38543 KBF38543	Exprit/IAME/Komet	11	9:38.641 19.127	50.432	+ 5 sec	14
24	1	815 Moritz Wolber	DEU	ADAC Südbaden e.V. NEES RACING	DEU	NKA16641 BIF17863	Maranello/IAME/Komet	11	9:38.825 19.311	50.460	+ 5 sec	13
25	-5	843 Luis Simon	DEU	PCH Racing	DEU	NKA36581 KBF39956	LN/IAME/Komet	11	9:39.322 19.808	50.947		12
26	5	980 Benno Drelok	DEU	Rocco Drelok	DEU	NKA10580 BEK1204567	Tony Kart/IAME/Komet	11	9:39.382 19.868	51.367		11
27	8	888 Louis Schütze	DEU	RF Racing	DEU	ITE 17941 KBF41358	KR/IAME/Komet	11	9:39.902 20.388	50.502	+ 5 sec	10
28	-11	845 Jan Waibel	DEU	ADAC Mittelrhein e.V. VDB Kart Racing	DEU	NKA12495 KBF10478	Tony Kart/IAME/Komet	11	9:41.500 21.986	50.916	+ 5 sec	9
29	4	872 Tobias Burgstahler	DEU	ADAC Württemberg e.V. Stern Motorsport	DEU	NKA38364 KBF38195	KR/IAME/Komet	11	9:42.437 22.923	51.563		8
30	-8	816 Elias Schorneck	DEU	VDB Kart Racing	DEU	ITE40538 KBF10478	Tony Kart/IAME/Komet	11	9:45.060 25.546	50.526	+ 5 sec	7
31	-10	890 Leonard Hocker	DEU	RS-Motorsport	DEU	NKA22440 KBF40372	CRG/IAME/Komet	11	9:47.719 28.205	50.419		6
32	-25	911 Clement Outran	FRA	Tbkart racing team srl	ITA	IABS126421 BIF126421	Tbkart /IAME/Komet	11	9:53.867 34.353	50.348	+ 5 sec	5
33	-3	817 Maximilian Engelstädter	DEU	Dörr Motorsport	DEU	NKA40565 BIF38420	KR/IAME/Komet	8	7:06.489 3 Laps	51.232		4
34	-6	827 Julius Berthold	DEU	TB Racing Team	DEU	ITF38613 KBF38262	KR/IAME/Komet	7	6:13.480 4 Laps	51.290		3
35	-31	864 Marc Gerstenkorn	CHE	Kartshop Ampfing	DEU	ITF375 BIF25142	Drago Corse/IAME/Komet	5	4:17.025 6 Laps	50.452		2
36	-9	854 Daniel Brozovic	DEU	TR Motorsport	DEU	ITE 42036 KBF23400	Birel Art/IAME/Komet	0				1

Announcements

911,845,807,823,816,888,885,815 + 5 sec front fairing

895,821 + 5 sec push

881 + 5 sec push


Timekeeper
M.Riehmers

Race Director
H.Seidel

Page 1/1

These results are provisional until the conclusion of any judicial and technical matters!

Printed: 15.06.2024 / 18:51



DKM Round 3
X30 Senioren
Wackersdorf
Ranking after Heats

Pos.	No.	Firstname	Lastname	Nat.		Nat		Total points			B	C	D	
				Dri	Entrant	Ent	Make	Sponsor	QP	PTS				Diff.
1	903	Kevin	Lantinga	NLD	J.K. Lantinga	NLD	Croc Promotion/IAME/Komet		2	94		50	--	44
2	887	Torben	Gröndahl	DEU	CV Performance Group	DEU	KR/IAME/Komet	MSC Groß Dölln e.V. im ADAC	1	91	3	--	41	50
3	913	Leonardo	Longoni	ITA	Tbkart racing team srl	ITA	Tbkart/IAME/Komet		21	76	18	38	38	--
4	822	Elia	Weiss	DEU	SIM-ON	DEU	Kosmic/IAME/Komet	DSK e.V. Ja zum Motorsport	3	72	22	44	28	--
5	895	Phil Colin	Streng	DEU	Ebert Motorsport	DEU	LN/IAME/Komet	ADAC Württemberg e.V.	7	70	24	--	44	26
6	812	Rocco	Curcio	DEU	Valier Motorsport	DEU	Energy/IAME/Komet		20	70	24	34	--	36
7	830	Max	Hezel	DEU	CV Performance Group	DEU	KR/IAME/Komet	ADAC Hessen-Thüringen e.V.	19	68	26	--	30	38
8	836	Max	Ohsenbrink	DEU	KSL Racing Team	DEU	Alonso/IAME/Komet		13	66	28	--	34	32
9	810	Daniel	Guinchard	GBR	SFR Motorsport	GBR	KR/IAME/Komet		4	65	29	--	24	41
10	877	Niklas	Hirsch	DEU	SIM-ON	DEU	Kosmic/IAME/Komet	MSC-Langefeld e. V. im ADAC	6	64	30	28	36	--
11	821	Manuel	Wagner	DEU	RS-Motorsport	DEU	CRG/IAME/Komet		8	64	30	36	--	28
12	844	Kevin	Wagner	DEU	TB Racing Team	DEU	KR/IAME/Komet	MSC-Langefeld e. V. im ADAC	16	60	34	--	26	34
13	911	Clement	Outran	FRA	Tbkart racing team srl	ITA	Tbkart /IAME/Komet		10	55	39	--	50	5
14	910	Andrea	Pirovano	ITA	Tbkart racing team srl	ITA	Tbkart/IAME/Komet		23	54	40	27	--	27
15	809	Luis	Esser	DEU	RMW Motorsport	DEU	OTK/IAME/Komet		12	51	43	19	32	--
16	916	Roxanne	Lantinga	NLD	Lantinga	NLD	Tony Kart/IAME/Komet		18	51	43	30	21	--
17	823	Jason	Bralic	NLD	SIM-ON	DEU	Kosmic/IAME/Komet		28	51	43	--	27	24
18	806	Moritz	Fischer	DEU	DUTT MOTORSPORT by FENSTER.COM	LUX	Tony Kart/IAME/Komet	ADAC Pfalz e.V.	24	50	44	32	18	--
19	909	Kyuho	Lee	KOR	EGP Racing Team	BEL	Tony Kart/IAME/Komet		34	50	44	--	25	25
20	853	Devin Leon	Ucar	DEU	Sezai Ucar	DEU	Tony Kart /IAME/Komet	ADAC Pfalz e.V.	15	48	46	26	22	--
21	915	Cristian	Vergani	ITA	Tbkart racing team srl	ITA	Tbkart/IAME/Komet		27	45	49	25	20	--
22	914	Cristian	Biasatti	ITA	Tbkart racing team srl	ITA	Tbkart/IAME/Komet		50	45	49	23	--	22
23	876	Cemil	Bayyati	DEU	Dörr Motorsport	DEU	KR/IAME/Komet		9	44	50	21	23	--
24	864	Marc	Gerstenkorn	CHE	Kartshop Ampfing	DEU	Drago Corse/IAME/Komet		5	43	51	41	--	2
25	802	Nando	Weixelbaumer	AUT	Valier Motorsport	DEU	Energy/IAME/Komet		11	39	55	16	--	23
26	884	Davin	Singer	DEU	CV Performance Group	DEU	KR/IAME/Komet	ADAC Südbaden e.V.	48	39	55	22	17	--
27	835	Jarno	Wiese	DEU	VDB Kart Racing	DEU	OTK/IAME/Komet		22	37	57	--	16	21
28	885	Carl	Luthardt	DEU	TB Racing Team	DEU	KR/IAME/Komet		14	34	60	17	--	17
29	829	Lutz	Ohsenbrink	DEU	KSL Racing Team	DEU	Alonso/IAME/Komet		38	33	61	3	--	30
30	898	Hawk Baylaan	White	GBR	AT Motorsport	DEU	Exprit/IAME/Komet		35	32	62	14	--	18
31	820	Felix	Maurer	DEU	DUTT MOTORSPORT by FENSTER.com	LUX	Tony Kart/IAME/Komet		30	30	64	20	10	--
32	811	Karl	Schmiederer	DEU	RS-Motorsport	DEU	CRG/IAME/Komet		26	29	65	10	--	19
33	833	Jannik	Remmert	DEU	VDB Kart Racing	DEU	Tony Kart/IAME/Komet		51	27	67	24	3	--
34	891	Luka	Koullen	NLD	PCH Racing	DEU	LN/IAME/Komet		33	26	68	13	13	--
35	807	Marlon	Vatter	DEU	AT Motorsport	DEU	Exprit/IAME/Komet		53	26	68	12	--	14
36	808	Eric	Wess	DEU	Kartshop Ampfing	DEU	Drago Corse/IAME/Komet		45	25	69	18	7	--
37	917	Colin	Würthenberger	DEU	PCH Racing	DEU	LN/IAME/Komet		43	24	70	--	4	20
38	818	Matthy	Vandebroek	DEU	VDB Kart Racing	DEU	Tony Kart/IAME/Komet		39	23	71	15	8	--
39	843	Luis	Simon	DEU	PCH Racing	DEU	LN/IAME/Komet		29	21	73	9	--	12
40	890	Leonard	Hocker	DEU	RS-Motorsport	DEU	CRG/IAME/Komet		31	21	73	--	15	6
41	881	Jacob	Trost	DEU	DUTT MOTORSPORT by FENSTER.COI	LUX	Tony Kart/IAME/Komet	ADAC Hessen-Thüringen e.V.	17	20	74	4	--	16
42	845	Jan	Waibel	DEU	VDB Kart Racing	DEU	Tony Kart/IAME/Komet	ADAC Mittelrhein e.V.	25	20	74	--	11	9
43	899	Luke	Neubauer	DEU	AT Motorsport	DEU	OTK/IAME/Komet		36	20	74	8	12	--
44	854	Daniel	Brozovic	DEU	TR Motorsport	DEU	Birel Art/IAME/Komet		40	20	74	--	19	1
45	834	Moritz	Schwing	DEU	Team NKS	DEU	DR/IAME/Komet		42	20	74	6	14	--

Announcements: These results are provisional until the conclusion of any judicial and technical matters

Race Director Horst Seidel:



Timekeeping M. Riehmers:



Printed: 15.06.2024 19:01

Posted at: h




DKM Round 3
X30 Senioren
Wackersdorf
Ranking after Heats


Pos. No.	Firstname	Lastname	Nat.		Nat.			Total points			B	A-C	B	A
			Dri	Entrant	Ent	Make	Sponsor	QP	PTS	Diff.				
46	980	Benno	Drelok	DEU Rocco Drelok	DEU	Tony Kart/IAME/Komet		46	20	74	--	9	11	
47	908	Henrikas	Klepikas	LTU Dream 2 Drive	LTU	Formula K/IAME/Komet		47	20	74	5	--	15	
48	888	Louis	Schütze	DEU RF Racing	DEU	KR/IAME/Komet		52	16	78	--	6	10	
49	815	Moritz	Wolber	DEU NEES RACING	DEU	Maranello/IAME/Komet	ADAC Südbaden e.V.	37	15	79	--	2	13	
50	817	Maximilian	Engelstädter	DEU Dörr Motorsport	DEU	KR/IAME/Komet		44	15	79	11	--	4	
51	816	Elias	Schorneck	DEU VDB Kart Racing	DEU	Tony Kart/IAME/Komet		32	14	80	7	--	7	
52	872	Tobias	Burgstahler	DEU Stern Motorsport	DEU	KR/IAME/Komet	ADAC Württemberg e.V.	49	13	81	--	5	8	
53	827	Julius	Berthold	DEU TB Racing Team	DEU	KR/IAME/Komet		41	5	89	2	--	3	

Announcements: These results are provisional until the conclusion of any judicial and technical matters

Race Director Horst Seidel:



Timekeeping M. Riehmers:



Printed: 15.06.2024 19:01

Posted at: h



DKM Round 3 Track: Wackersdorf
Class: X30 Senioren Heat: Super Heat A
Date/Time: 16.06.2024 11:40 Laps: 13 lap Edition 1

	18	
35		36
	17	
33		34
	16	
31		32
	15	
29		30
Julius Berthold	14	
827		28
27		27
Moritz Wolber	13	Elias Schorneck
815		816
25		26
Moritz Schwing	12	Henrikas Klepikas
834		908
23		24
Jacob Trost	11	Luke Neubauer
881		899
21		22
Colin Würthenberger	10	Luis Simon
917		843
19		20
Jannik Remmert	9	Marlon Vatter
833		807
17		18
Lutz Ohsenbrink	8	Felix Maurer
829		820
15		16
Nando Weixelbaumer	7	Jarno Wiese
802		835
13		14
Cristian Vergani	6	Cemil Bayyati
915		876
11		12
Jason Bralic	5	Kyuhu Lee
823		909
9		10
Clement Outran	4	Luis Esser
911		809
7		8
Daniel Guinchard	3	Manuel Wagner
810		821
5		6
Phil Colin Streng	2	Max Hezel
895		830
3		4
Kevin Lantinga	1	Leonardo Longoni
903		913
1		2

Pole Position

printed 15.06.2024 19:01

DKM Round 3 Track: Wackersdorf
 Class: X30 Senioren Heat: Super Heat B
 Date/Time: 16.06.2024 12:05 Laps: 13 lap Edition 1

	18	
35		36
	17	
33		34
	16	
31		32
	15	
29		30
	14	
27		28
Maximilian Engelstädter 817 KR/IAME/Komet	13	Tobias Burgstahler 872 KR/IAME/Komet
25		26
Benno Drelok 980 Kart/IAME/Komet	12	Louis Schütze 888 KR/IAME/Komet
23		24
Jan Waibel 845 Kart/IAME/Komet	11	Daniel Brozovic 854 Birel Art/IAME/Komet
21		22
Matthy Vandebroek 818 Kart/IAME/Komet	10	Leonard Hocker 890 CRG/IAME/Komet
19		20
Luka Koullen 891 LN/IAME/Komet	9	Eric Wess 808 Corse/IAME/Komet
17		18
Hawk Baylaan White 898 Exprit/IAME/Komet	8	Karl Schmiederer 811 CRG/IAME/Komet
15		16
Davin Singer 884 KR/IAME/Komet	7	Carl Luthardt 885 KR/IAME/Komet
13		14
Cristian Biasatti 914 Tbkart/IAME/Komet	6	Marc Gerstenkorn 864 Corse/IAME/Komet
11		12
Moritz Fischer 806 Kart/IAME/Komet	5	Devin Leon Ucar 853 Tony Kart /IAME/Komet
9		10
Andrea Pirovano 910 Tbkart/IAME/Komet	4	Roxanne Lantinga 916 Kart/IAME/Komet
7		8
Niklas Hirsch 877 Kosmic/IAME/Komet	3	Kevin Wagner 844 KR/IAME/Komet
5		6
Rocco Curcio 812 Energy/IAME/Komet	2	Max Ohsenbrink 836 Alonso/IAME/Komet
3		4
Torben Gröndahl 887 KR/IAME/Komet	1	Elia Weiss 822 Kosmic/IAME/Komet
1	Row	2

Pole Position

printed 15.06.2024 19:01

X30 SENIOR

Warm Up Super Heat A

Track length: 1.190 Km

Session Started: 8:54:58

Best Lap by: 911 - Clement Outran - 49.705

Rank	#	Driver	Nat	Sponsor Entrant	Nat	License E-License	Make	laps	Best Lap	Diff	In Lap	Penalty
1	911	Clement Outran	FRA	Tbkart racing team srl	ITA	IABS126421 BIF126421	Tbkart /IAME/Komet	6	49.705		5	
2	802	Nando Weixelbaumer	AUT	Valier Motorsport	DEU	ITEJK2078 KBF39300	Energy/IAME/Komet	6	49.774	0.069	4	
3	810	Daniel Guinchard	GBR	SFR Motorsport	GBR	ITC-C292117 IBL368379	KR/IAME/Komet	6	49.853	0.148	5	
4	895	Phil Colin Streng	DEU	ADAC Württemberg e.V. Ebert Motorsport	DEU	ITE42785 EL38528	LN/IAME/Komet	6	49.911	0.206	4	
5	823	Jason Bralic	NLD	SIM-ON	DEU	ITG46957 KBF39246	Kosmic/IAME/Komet	7	49.917	0.212	6	
6	903	Kevin Lantinga	NLD	J.K. Lantinga	NLD	ITE42585 30038	Croc Promotion/IAME/Komet	6	49.960	0.255	6	
7	827	Julius Berthold	DEU	TB Racing Team	DEU	ITF38613 KBF38262	KR/IAME/Komet	6	49.975	0.270	6	
8	909	Kyuhoo Lee	KOR	EGP Racing Team	BEL	IAASDK018508 IBL912001	Tony Kart/IAME/Komet	6	50.018	0.313	6	
9	913	Leonardo Longoni	ITA	Tbkart racing team srl	ITA	IKB451116 BIF470451	Tbkart/IAME/Komet	6	50.030	0.325	6	
10	807	Marlon Vatter	DEU	AT Motorsport	DEU	ITF38543 KBF38543	Exprit/IAME/Komet	6	50.031	0.326	5	
11	830	Max Hezel	DEU	ADAC Hessen-Thüringen e.V. CV Performance Group	DEU	ITF38265 BIF38321	KR/IAME/Komet	6	50.113	0.408	6	
12	876	Cemil Bayyati	DEU	Dörr Motorsport	DEU	ITG15366 BIF38420	KR/IAME/Komet	6	50.144	0.439	6	
13	820	Felix Maurer	DEU	DUTT MOTORSPORT by FENSTER.com	LUX	NKA41244 IBLK867	Tony Kart/IAME/Komet	6	50.188	0.483	6	
14	809	Luis Esser	DEU	RMW Motorsport	DEU	ITE 11661 KBF39010	OTK/IAME/Komet	6	50.200	0.495	5	
15	915	Cristian Vergani	ITA	Tbkart racing team srl	ITA	452954 BIF470451	Tbkart/IAME/Komet	6	50.255	0.550	5	
16	815	Moritz Wolber	DEU	ADAC Südbaden e.V. NEES RACING	DEU	NKA16641 BIF17863	Maranello/IAME/Komet	6	50.258	0.553	5	
17	816	Elias Schorneck	DEU	VDB Kart Racing	DEU	ITE40538 KBF10478	Tony Kart/IAME/Komet	6	50.272	0.567	6	
18	835	Jarno Wiese	DEU	VDB Kart Racing	DEU	ITE 40767 KBF10478	OTK/IAME/Komet	6	50.332	0.627	5	
19	821	Manuel Wagner	DEU	RS-Motorsport	DEU	ITE 39259 KBF40372	CRG/IAME/Komet	6	50.373	0.668	6	
20	829	Lutz Ohsenbrink	DEU	KSL Racing Team	DEU	ITE40759 KBF1304585	Alonso/IAME/Komet	6	50.388	0.683	4	
21	917	Colin Würthenberger	DEU	PCH Racing	DEU	IKC12514 KBF39956	LN/IAME/Komet	6	50.390	0.685	6	
22	833	Jannik Remmert	DEU	VDB Kart Racing	DEU	ITE19994 KBF10478	Tony Kart/IAME/Komet	6	50.496	0.791	5	
23	908	Henrikas Klepikas	LTU	Dream 2 Drive	LTU	IACS2024-ITE/005 IBL2024-KL/09	Formula K/IAME/Komet	6	50.627	0.922	5	
24	899	Luke Neubauer	DEU	AT Motorsport	DEU	NKA16390 KBF38996	OTK/IAME/Komet	6	50.649	0.944	6	
25	834	Moritz Schwing	DEU	Team NKS	DEU	ITE 12057 KBF29153	DR/IAME/Komet	6	50.787	1.082	6	
26	881	Jacob Trost	DEU	ADAC Hessen-Thüringen e.V. DUTT MOTORSPORT by FENSTER.COM	LUX	NKA41233 IDCK867	Tony Kart/IAME/Komet	6	50.847	1.142	6	
27	843	Luis Simon	DEU	PCH Racing	DEU	NKA36581 KBF39956	LN/IAME/Komet	6	50.890	1.185	6	
28	806	Moritz Fischer	DEU	ADAC Pfalz e.V. DUTT MOTORSP. by FENSTER.COM	LUX	NKA26409 IBLK867	Tony Kart/IAME/Komet	0			0	


Timekeeper
M.Riehmers

Race Director
H.Seidel

Page 1/1

These results are provisional until the conclusion of any judicial and technical matters!

Printed: 16.06.2024 / 09:03



INT. ADAC Kartrennen Wackersdorf

X30 SENIOR

Pro Kart Raceland Wackersdorf 1,190 Km

Warm Up Super Heat A

16.06.2024 08:55

Practice (6:00 Time) started at 8:54:58

Lap	Time of Day	Lap Tm	Diff	S1 Tm	S2 Tm	S3 Tm
(911) Clemens Outran						
1	8:57:17.900	51.682	+1.977	19.264	16.655	15.773
2	8:58:08.283	50.383	+0.678	18.570	16.220	15.593
3	8:58:58.189	49.906	+0.201	18.325	16.023	15.558
4	8:59:48.016	49.827	+0.122	18.261	16.005	15.561
5	9:00:37.721	49.705		18.308	15.947	15.450
6	9:01:27.789	50.068	+0.363	18.373	16.115	15.580
(802) Nando Weixelbaumer						
1	8:56:48.262	51.923	+2.149	19.546	16.617	15.760
2	8:57:39.115	50.853	+1.079	18.923	16.335	15.595
3	8:58:29.252	50.137	+0.363	18.535	16.090	15.512
4	8:59:19.026	49.774		18.269	16.001	15.504
5	9:00:08.929	49.903	+0.129	18.284	16.078	15.541
6	9:00:58.753	49.824	+0.050	18.252	16.048	15.524
(810) Daniel Guinchard						
1	8:57:21.449	52.159	+2.306	19.448	16.837	15.874
2	8:58:12.320	50.871	+1.018	18.709	16.437	15.725
3	8:59:02.624	50.304	+0.451	18.500	16.225	15.579
4	8:59:52.577	49.953	+0.100	18.339	16.037	15.577
5	9:00:42.430	49.853		18.287	16.069	15.497
6	9:01:32.286	49.856	+0.003	18.272	16.033	15.551
(895) Phil Colin Strenge						
1	8:57:00.517	53.138	+3.227	19.931	17.207	16.000
2	8:57:51.452	50.935	+1.024	18.637	16.382	15.916
3	8:58:41.737	50.285	+0.374	18.428	16.253	15.604
4	8:59:31.648	49.911		18.334	16.007	15.570
5	9:00:21.711	50.053	+0.152	18.265	16.225	15.573
6	9:01:11.760	50.049	+0.138	18.243	16.233	15.573
(823) Jason Bralic						
1	8:56:46.938	51.474	+1.557	19.067	16.669	15.738
2	8:57:37.447	50.509	+0.592	18.509	16.347	15.653
3	8:58:27.903	50.456	+0.539	18.476	16.299	15.681
4	8:59:18.069	50.166	+0.249	18.426	16.172	15.568
5	9:00:08.076	50.007	+0.090	18.247	16.142	15.618
6	9:00:57.993	49.917		18.123	16.216	15.578
7	9:01:47.952	49.959	+0.042	18.168	16.177	15.614
(903) Kevin Lantinga						
1	8:56:46.721	51.436	+1.476	19.037	16.555	15.844
2	8:57:37.333	50.612	+0.652	18.532	16.420	15.660
3	8:58:27.723	50.390	+0.430	18.391	16.331	15.668
4	8:59:18.482	50.759	+0.799	18.816	16.214	15.729
5	9:00:08.487	50.005	+0.045	18.344	16.080	15.581
6	9:00:58.447	49.960		18.314	16.126	15.520
(827) Julius Berthold						
1	8:57:02.958	54.787	+4.812	20.671	17.863	16.253
2	8:57:55.291	52.333	+2.358	19.752	16.682	15.899
3	8:58:45.896	50.605	+0.630	18.548	16.404	15.653
4	8:59:36.248	50.352	+0.377	18.381	16.404	15.567
5	9:00:26.516	50.268	+0.293	18.500	16.195	15.573
6	9:01:16.491	49.975		18.313	16.191	15.471
(909) Kyuho Lee						
1	8:57:03.258	52.472	+2.454	19.752	16.806	15.914
2	8:57:54.311	51.053	+1.035	18.958	16.407	15.688
3	8:58:44.832	50.521	+0.503	18.631	16.177	15.713
4	8:59:34.932	50.100	+0.082	18.302	16.123	15.675
5	9:00:24.985	50.053	+0.035	18.331	16.143	15.579
6	9:01:15.003	50.018		18.277	16.152	15.589
(913) Leonardo Longoni						
1	8:57:04.517	52.742	+2.712	19.998	16.920	15.824
2	8:57:55.897	51.380	+1.350	19.297	16.407	15.676
3	8:58:46.270	50.373	+0.343	18.524	16.238	15.611
4	8:59:36.763	50.493	+0.463	18.289	16.425	15.779
5	9:00:26.950	50.187	+0.157	18.373	16.251	15.563
6	9:01:16.980	50.030		18.289	16.183	15.558

Lap	Time of Day	Lap Tm	Diff	S1 Tm	S2 Tm	S3 Tm
(807) Marlon Vatter						
1	8:56:57.991	52.817	+2.786	19.703	17.076	16.038
2	8:57:51.744	53.753	+3.722	19.299	16.820	17.634
3	8:58:42.151	50.407	+0.376	18.597	16.222	15.588
4	8:59:32.466	50.315	+0.284	18.596	16.219	15.500
5	9:00:22.497	50.031		18.394	16.123	15.514
6	9:01:12.699	50.202	+0.171	18.361	16.275	15.566
(830) Max Hezel						
1	8:56:45.922	51.944	+1.831	19.210	16.794	15.940
2	8:57:36.794	50.872	+0.759	18.686	16.431	15.755
3	8:58:28.147	51.353	+1.240	18.562	16.982	15.809
4	8:59:18.773	50.626	+0.513	18.574	16.352	15.700
5	9:00:09.166	50.393	+0.280	18.354	16.380	15.659
6	9:00:59.279	50.113		18.337	16.182	15.594
(876) Cemil Bayyati						
1	8:57:02.693	53.270	+3.126	19.933	17.208	16.129
2	8:57:53.875	51.182	+1.038	18.776	16.643	15.763
3	8:58:44.378	50.503	+0.359	18.527	16.290	15.686
4	8:59:35.083	50.705	+0.561	18.478	16.569	15.658
5	9:00:25.389	50.306	+0.162	18.422	16.281	15.603
6	9:01:15.533	50.144		18.310	16.227	15.607
(820) Felix Maurer						
1	8:57:03.395	51.801	+1.613	19.210	16.753	15.838
2	8:57:54.578	51.183	+0.995	18.949	16.584	15.650
3	8:58:45.480	50.902	+0.714	18.882	16.334	15.686
4	8:59:36.788	50.308	+0.120	18.457	16.189	15.662
5	9:00:26.094	50.306	+0.118	18.584	16.116	15.606
6	9:01:16.282	50.188		18.378	16.197	15.613
(809) Luis Esser						
1	8:57:15.911	51.911	+1.711	19.326	16.709	15.876
2	8:58:06.827	50.916	+0.716	18.613	16.528	15.775
3	8:58:57.122	50.295	+0.095	18.400	16.269	15.626
4	8:59:47.349	50.227	+0.027	18.388	16.207	15.632
5	9:00:37.549	50.200		18.366	16.202	15.632
6	9:01:28.484	50.935	+0.735	18.325	16.232	16.378
(915) Cristian Vergani						
1	8:57:05.444	53.329	+3.074	20.260	17.089	15.980
2	8:57:57.794	52.350	+2.095	19.698	16.838	15.814
3	8:58:48.265	50.471	+0.216	18.515	16.233	15.723
4	8:59:38.611	50.346	+0.091	18.411	16.247	15.688
5	9:00:28.866	50.255		18.379	16.240	15.636
6	9:01:19.145	50.279	+0.024	18.424	16.183	15.672
(815) Moritz Wolber						
1	8:56:48.710	51.688	+1.430	19.144	16.728	15.816
2	8:57:39.681	50.971	+0.713	18.671	16.479	15.821
3	8:58:30.249	50.568	+0.310	18.488	16.361	15.719
4	8:59:20.667	50.418	+0.160	18.465	16.291	15.662
5	9:00:10.925	50.258		18.351	16.197	15.710
6	9:01:01.326	50.401	+0.143	18.423	16.240	15.738
(816) Elias Schorneck						
1	8:56:59.473	54.351	+4.079	20.750	17.316	16.285
2	8:57:50.893	51.420	+1.148	19.044	16.571	15.805
3	8:58:41.948	51.055	+0.783	18.674	16.236	16.145
4	8:59:32.925	50.977	+0.705	18.914	16.382	15.681
5	9:00:23.203	50.278	+0.006	18.469	16.191	15.618
6	9:01:13.475	50.272		18.442	16.194	15.636
(835) Jarno Wiese						
1	8:57:05.658	52.869	+2.537	19.838	17.049	15.982
2	8:57:57.433	51.775	+1.443	19.376	16.610	15.789
3	8:58:47.968	50.535	+0.203	18.547	16.336	15.652
4	8:59:38.311	50.343	+0.011	18.471	16.233	15.639
5	9:00:28.643	50.332		18.471	16.261	15.600
6	9:01:19.419	50.776	+0.444	18.762	16.315	15.699
(821) Manuel Wagner						
1	8:56:55.001	53.656	+3.283	20.067	17.476	16.113

Orbits



INT. ADAC Kartrennen Wackersdorf

X30 SENIOR

Pro Kart Raceland Wackersdorf 1,190 Km

Warm Up Super Heat A

16.06.2024 08:55

Practice (6:00 Time) started at 8:54:58

Lap	Time of Day	Lap Tm	Diff	S1 Tm	S2 Tm	S3 Tm	Lap	Time of Day	Lap Tm	Diff	S1 Tm	S2 Tm	S3 Tm
(829) Lutz Ohsenbrink													
1	8:57:15.352	53.276	+2.888	20.078	17.018	16.180							
2	8:58:06.736	51.384	+0.996	19.016	16.496	15.872							
3	8:58:57.535	50.799	+0.411	18.744	16.302	15.753							
4	8:59:47.923	50.388		18.506	16.200	15.682							
5	9:00:38.552	50.629	+0.241	18.683	16.157	15.789							
6	9:01:28.947	50.395	+0.007	18.464	16.173	15.758							
(917) Colin Würthenberger													
1	8:56:58.161	53.113	+2.723	20.104	16.983	16.026							
2	8:57:49.426	51.265	+0.875	19.006	16.564	15.695							
3	8:58:40.034	50.608	+0.218	18.463	16.486	15.659							
4	8:59:30.488	50.454	+0.064	18.389	16.447	15.618							
5	9:00:20.897	50.409	+0.019	18.385	16.392	15.632							
6	9:01:11.287	50.390		18.396	16.293	15.701							
(833) Jannik Remmert													
1	8:56:50.462	51.679	+1.183	19.118	16.663	15.898							
2	8:57:41.299	50.837	+0.341	18.659	16.401	15.777							
3	8:58:32.032	50.733	+0.237	18.525	16.444	15.764							
4	8:59:22.831	50.799	+0.303	18.635	16.418	15.746							
5	9:00:13.327	50.496		18.513	16.238	15.745							
6	9:01:03.826	50.499	+0.003	18.452	16.246	15.801							
(908) Henrikas Klepikas													
1	8:57:02.253	54.793	+4.166	21.051	17.364	16.378							
2	8:57:54.127	51.874	+1.247	19.064	16.888	15.922							
3	8:58:46.435	52.308	+1.681	19.473	16.756	16.079							
4	8:59:37.072	50.637	+0.010	18.588	16.284	15.765							
5	9:00:27.699	50.627		18.534	16.274	15.819							
6	9:01:18.885	51.186	+0.559	18.473	16.785	15.928							
(899) Luke Neubauer													
1	8:56:57.536	53.333	+2.684	20.182	17.071	16.080							
2	8:57:48.957	51.421	+0.772	19.001	16.619	15.801							
3	8:58:40.308	51.351	+0.702	18.785	16.743	15.823							
4	8:59:31.202	50.894	+0.245	18.691	16.507	15.696							
5	9:00:21.954	50.752	+0.103	18.526	16.520	15.706							
6	9:01:12.603	50.649		18.522	16.473	15.654							
(834) Moritz Schwing													
1	8:56:49.887	52.013	+1.226	19.415	16.733	15.865							
2	8:57:40.953	51.066	+0.279	18.840	16.476	15.750							
3	8:58:31.789	50.836	+0.049	18.670	16.497	15.669							
4	8:59:23.190	51.401	+0.614	19.037	16.582	15.782							
5	9:00:14.068	50.878	+0.091	18.593	16.533	15.752							
6	9:01:04.855	50.787		18.648	16.416	15.723							
(881) Jacob Trost													
1	8:56:56.546	52.203	+1.356	19.283	16.900	16.020							
2	8:57:48.015	51.469	+0.622	18.941	16.693	15.835							
3	8:58:39.111	51.096	+0.249	18.709	16.602	15.785							
4	8:59:30.046	50.935	+0.088	18.559	16.507	15.869							
5	9:00:21.294	51.248	+0.401	18.534	16.861	15.853							
6	9:01:12.141	50.847		18.465	16.611	15.771							
(843) Luis Simon													
1	8:57:04.263	53.724	+2.834	20.156	17.408	16.160							
2	8:57:58.377	54.114	+3.224	21.062	17.031	16.021							
3	8:58:49.750	51.373	+0.483	18.735	16.481	16.157							
4	8:59:40.843	51.093	+0.203	18.725	16.495	15.873							
5	9:00:31.736	50.893	+0.003	18.601	16.475	15.817							
6	9:01:22.626	50.890		18.584	16.460	15.846							



X30 SENIOR

Warm Up Super Heat B

Track length: 1.190 Km

Session Started: 9:05:53

Best Lap by: 864 - Marc Gerstenkorn - 49.722

Rank	#	Driver	Nat	Sponsor Entrant	Nat	License E-License	Make	laps	Best Lap	Diff	In Lap	Penalty
1	864	Marc Gerstenkorn	CHE	Kartshop Ampfing	DEU	ITF375 BIF25142	Drago Corse/IAME/Komet	6	49.722		6	
2	914	Cristian Biasatti	ITA	Tbkart racing team srl	ITA	IKB448719 BIF3401414487	Tbkart/IAME/Komet	6	49.849	0.127	6	
3	822	Elia Weiss	DEU	DSK e.V. Ja zum Motorsport SIM-ON	DEU	ITG38504 KBF39246	Kosmic/IAME/Komet	7	49.890	0.168	7	
4	885	Carl Luthardt	DEU	TB Racing Team	DEU	ITE 37029 KBF38262	KR/IAME/Komet	6	49.911	0.189	6	
5	910	Andrea Pirovano	ITA	Tbkart racing team srl	ITA	IKB386900 BIF470451	Tbkart/IAME/Komet	6	49.994	0.272	5	
6	836	Max Ohsenbrink	DEU	KSL Racing Team	DEU	ITE18670 KBF1304585	Alonso/IAME/Komet	6	49.995	0.273	5	
7	812	Rocco Curcio	DEU	Valier Motorsport	DEU	ITE29607 KBF15727	Energy/IAME/Komet	7	49.996	0.274	6	
8	916	Roxanne Lantinga	NLD	Lantinga	NLD	IABS44775 30038	Tony Kart/IAME/Komet	6	50.078	0.356	6	
9	887	Torben Gröndahl	DEU	MSC Groß Dölln e.V. im ADAC CV Performance Group	DEU	ITC-C14120 BIF38321	KR/IAME/Komet	6	50.123	0.401	6	
10	890	Leonard Hocker	DEU	RS-Motorsport	DEU	NKA22440 KBF40372	CRG/IAME/Komet	6	50.234	0.512	5	
11	853	Devin Leon Ucar	DEU	ADAC Pfalz e.V. Sezai Ucar	DEU	ITF40418 EBK4018	Tony Kart /IAME/Komet	6	50.256	0.534	6	
12	877	Niklas Hirsch	DEU	MSC-Langefeld e. V. im ADAC SIM-ON	DEU	ITF39320 KBF39246	Kosmic/IAME/Komet	6	50.269	0.547	6	
13	844	Kevin Wagner	DEU	MSC-Langefeld e. V. im ADAC TB Racing Team	DEU	ITE 11828 KBF38262	KR/IAME/Komet	6	50.281	0.559	5	
14	898	Hawk Baylaan White	GBR	AT Motorsport	DEU	ITE40903 BIC38996	Exprit/IAME/Komet	6	50.358	0.636	6	
15	854	Daniel Brozovic	DEU	TR Motorsport	DEU	ITE 42036 KBF23400	Birel Art/IAME/Komet	6	50.403	0.681	6	
16	891	Luka Koullen	NLD	PCH Racing	DEU	NKA50483 BIF39956	LN/IAME/Komet	6	50.411	0.689	3	
17	818	Matthy Vandebroek	DEU	VDB Kart Racing	DEU	ITE 11491 KBF10478	Tony Kart/IAME/Komet	6	50.455	0.733	4	
18	884	Davin Singer	DEU	ADAC Südbaden e.V. CV Performance Group	DEU	ITE 23384 BIF38321	KR/IAME/Komet	6	50.474	0.752	5	
19	811	Karl Schmiederer	DEU	RS-Motorsport	DEU	ITE39775 KBF40372	CRG/IAME/Komet	6	50.530	0.808	5	
20	806	Moritz Fischer	DEU	ADAC Pfalz e.V. DUTT MOTORSP. by FENSTER.COM	LUX	NKA26409 IBLK867	Tony Kart/IAME/Komet	6	50.554	0.832	4	
21	845	Jan Waibel	DEU	ADAC Mittelrhein e.V. VDB Kart Racing	DEU	NKA12495 KBF10478	Tony Kart/IAME/Komet	6	50.577	0.855	5	
22	808	Eric Wess	DEU	Kartshop Ampfing	DEU	NKA38485 KBF25142	Drago Corse/IAME/Komet	6	50.934	1.212	4	
23	817	Maximilian Engelstädter	DEU	Dörr Motorsport	DEU	NKA40565 BIF38420	KR/IAME/Komet	6	50.983	1.261	6	
24	980	Benno Drelok	DEU	Rocco Drelok	DEU	NKA10580 BEK1204567	Tony Kart/IAME/Komet	6	51.129	1.407	4	
25	872	Tobias Burgstahler	DEU	ADAC Württemberg e.V. Stern Motorsport	DEU	NKA38364 KBF38195	KR/IAME/Komet	6	51.818	2.096	5	
26	888	Louis Schütze	DEU	RF Racing	DEU	ITE 17941 KBF41358	KR/IAME/Komet	0			0	


Timekeeper
M.Riehmers

Race Director
H.Seidel

Page 1/1

These results are provisional until the conclusion of any judicial and technical matters!

Printed: 16.06.2024 / 09:17



INT. ADAC Kartrennen Wackersdorf

Pro Kart Raceland Wackersdorf 1,190 Km

X30 SENIOR

Warm Up Super Heat B

16.06.2024 09:06

Practice (6:00 Time) started at 9:05:53

Lap	Time of Day	Lap Tm	Diff	S1 Tm	S2 Tm	S3 Tm
(864) Marc Gerstenkorn						
1	9:07:51.578	51.573	+1.851	19.035	16.801	15.737
2	9:08:41.913	50.335	+0.613	18.530	16.188	15.617
3	9:09:32.201	50.288	+0.566	18.307	16.353	15.628
4	9:10:22.136	49.935	+0.213	18.300	16.093	15.542
5	9:11:11.933	49.797	+0.075	18.224	16.051	15.522
6	9:12:01.655	49.722		18.231	16.021	15.470

Lap	Time of Day	Lap Tm	Diff	S1 Tm	S2 Tm	S3 Tm
(890) Leonard Hocker						
1	9:07:50.864	52.528	+2.294	19.626	16.893	16.009
2	9:08:42.179	51.315	+1.081	18.995	16.597	15.723
3	9:09:32.664	50.485	+0.251	18.412	16.338	15.735
4	9:10:23.093	50.429	+0.195	18.480	16.305	15.644
5	9:11:13.327	50.234		18.420	16.222	15.592
6	9:12:03.567	50.240	+0.006	18.381	16.189	15.670

Lap	Time of Day	Lap Tm	Diff	S1 Tm	S2 Tm	S3 Tm
(914) Cristian Biasatti						
1	9:08:03.333	52.366	+2.517	19.433	17.020	15.913
2	9:08:53.769	50.436	+0.587	18.569	16.243	15.624
3	9:09:44.054	50.285	+0.436	18.455	16.192	15.638
4	9:10:34.002	49.948	+0.099	18.305	16.060	15.583
5	9:11:23.927	49.925	+0.076	18.280	16.072	15.573
6	9:12:13.776	49.849		18.268	16.018	15.563

Lap	Time of Day	Lap Tm	Diff	S1 Tm	S2 Tm	S3 Tm
(853) Devin Leon Ucar						
1	9:07:46.407	51.932	+1.676	19.209	16.806	15.917
2	9:08:36.983	50.576	+0.320	18.519	16.376	15.681
3	9:09:27.493	50.510	+0.254	18.431	16.387	15.692
4	9:10:17.837	50.344	+0.088	18.428	16.288	15.628
5	9:11:08.126	50.289	+0.033	18.368	16.259	15.662
6	9:11:58.382	50.256		18.423	16.185	15.648

Lap	Time of Day	Lap Tm	Diff	S1 Tm	S2 Tm	S3 Tm
(822) Elia Weiss						
1	9:07:38.840	51.276	+1.385	18.885	16.518	15.872
2	9:08:29.287	50.447	+0.557	18.447	16.277	15.723
3	9:09:19.419	50.132	+0.242	18.352	16.179	15.601
4	9:10:09.769	50.350	+0.460	18.180	16.168	16.002
5	9:10:59.832	50.063	+0.173	18.279	16.149	15.635
6	9:11:49.780	49.948	+0.058	18.186	16.130	15.632
7	9:12:39.670	49.890		18.178	16.138	15.574

Lap	Time of Day	Lap Tm	Diff	S1 Tm	S2 Tm	S3 Tm
(877) Niklas Hirsch						
1	9:07:41.469	51.482	+1.213	18.868	16.685	15.929
2	9:08:32.207	50.738	+0.469	18.577	16.358	15.803
3	9:09:23.146	50.939	+0.670	18.866	16.336	15.737
4	9:10:13.475	50.329	+0.060	18.333	16.301	15.695
5	9:11:03.903	50.428	+0.159	18.368	16.316	15.744
6	9:11:54.172	50.269		18.316	16.221	15.732

Lap	Time of Day	Lap Tm	Diff	S1 Tm	S2 Tm	S3 Tm
(885) Carl Luthardt						
1	9:07:43.098	51.653	+1.742	19.172	16.664	15.817
2	9:08:33.511	50.413	+0.502	18.606	16.228	15.579
3	9:09:24.418	50.907	+0.996	18.360	16.253	16.294
4	9:10:14.411	49.993	+0.082	18.285	16.157	15.551
5	9:11:04.331	49.920	+0.009	18.304	16.069	15.557
6	9:11:54.242	49.911		18.312	16.090	15.509

Lap	Time of Day	Lap Tm	Diff	S1 Tm	S2 Tm	S3 Tm
(844) Kevin Wagner						
1	9:07:42.291	51.828	+1.547	19.232	16.720	15.876
2	9:08:33.112	50.821	+0.540	18.640	16.330	15.851
3	9:09:23.558	50.446	+0.165	18.491	16.290	15.665
4	9:10:13.870	50.312	+0.031	18.416	16.262	15.634
5	9:11:04.151	50.281		18.447	16.225	15.609
6	9:11:54.640	50.489	+0.208	18.617	16.279	15.593

Lap	Time of Day	Lap Tm	Diff	S1 Tm	S2 Tm	S3 Tm
(910) Andrea Pirovano						
1	9:08:02.999	52.231	+2.237	19.471	16.808	15.952
2	9:08:53.625	50.626	+0.632	18.655	16.242	15.729
3	9:09:44.478	50.853	+0.859	18.896	16.241	15.716
4	9:10:34.580	50.102	+0.108	18.320	16.137	15.645
5	9:11:24.574	49.994		18.278	16.116	15.600
6	9:12:15.318	50.744	+0.750	18.346	16.123	16.275

Lap	Time of Day	Lap Tm	Diff	S1 Tm	S2 Tm	S3 Tm
(898) Hawk Baylaan White						
1	9:07:43.035	52.014	+1.656	19.153	16.819	16.042
2	9:08:34.140	51.105	+0.747	18.903	16.415	15.787
3	9:09:25.242	51.102	+0.744	18.614	16.654	15.834
4	9:10:15.647	50.405	+0.047	18.442	16.298	15.665
5	9:11:06.285	50.638	+0.280	18.441	16.428	15.769
6	9:11:56.643	50.358		18.374	16.308	15.676

Lap	Time of Day	Lap Tm	Diff	S1 Tm	S2 Tm	S3 Tm
(836) Max Ohsenbrink						
1	9:07:49.822	51.379	+1.384	19.091	16.537	15.751
2	9:08:40.432	50.610	+0.615	18.543	16.423	15.644
3	9:09:30.721	50.289	+0.294	18.464	16.178	15.647
4	9:10:20.912	50.191	+0.196	18.398	16.119	15.674
5	9:11:10.907	49.995		18.326	16.060	15.609
6	9:12:01.013	50.106	+0.111	18.339	16.139	15.628

Lap	Time of Day	Lap Tm	Diff	S1 Tm	S2 Tm	S3 Tm
(854) Daniel Brozovic						
1	9:07:52.251	51.648	+1.245	19.036	16.710	15.902
2	9:08:42.940	50.689	+0.286	18.638	16.352	15.699
3	9:09:33.378	50.438	+0.035	18.525	16.317	15.596
4	9:10:24.217	50.839	+0.436	18.808	16.296	15.735
5	9:11:14.661	50.444	+0.041	18.508	16.218	15.718
6	9:12:05.064	50.403		18.454	16.214	15.735

Lap	Time of Day	Lap Tm	Diff	S1 Tm	S2 Tm	S3 Tm
(812) Rocco Curcio						
1	9:07:41.924	51.613	+1.617	19.215	16.601	15.797
2	9:08:32.338	50.414	+0.418	18.646	16.185	15.583
3	9:09:22.640	50.302	+0.306	18.483	16.173	15.646
4	9:10:12.815	50.175	+0.179	18.379	16.122	15.674
5	9:11:02.855	50.040	+0.044	18.357	16.054	15.629
6	9:11:52.851	49.996		18.343	16.068	15.585
7	9:12:42.871	50.020	+0.024	18.238	16.132	15.650

Lap	Time of Day	Lap Tm	Diff	S1 Tm	S2 Tm	S3 Tm
(891) Luka Koullen						
1	9:07:52.803	51.920	+1.509	19.021	16.760	16.139
2	9:08:43.392	50.589	+0.178	18.522	16.365	15.702
3	9:09:33.803	50.411		18.432	16.298	15.681
4	9:10:24.516	50.713	+0.302	18.549	16.436	15.728
5	9:11:15.019	50.503	+0.092	18.431	16.295	15.777
6	9:12:08.289	53.270	+2.859	18.491	16.222	18.557

Lap	Time of Day	Lap Tm	Diff	S1 Tm	S2 Tm	S3 Tm
(916) Roxanne Lantinga						
1	9:08:07.811	52.356	+2.278	19.407	16.995	15.954
2	9:08:58.564	50.753	+0.675	18.603	16.385	15.765
3	9:09:48.992	50.428	+0.350	18.488	16.328	15.612
4	9:10:39.278	50.286	+0.208	18.497	16.205	15.584
5	9:11:29.381	50.103	+0.025	18.292	16.216	15.595
6	9:12:19.459	50.078		18.316	16.114	15.648

Lap	Time of Day	Lap Tm	Diff	S1 Tm	S2 Tm	S3 Tm
(818) Matthy Vandebroek						
1	9:08:05.872	56.713	+6.258	22.361	17.755	16.597
2	9:08:57.818	51.946	+1.491	19.394	16.741	15.811
3	9:09:48.699	50.881	+0.426	18.730	16.387	15.764
4	9:10:39.154	50.455		18.504	16.237	15.714
5	9:11:29.778	50.624	+0.169	18.749	16.271	15.604
6	9:12:20.326	50.548	+0.093	18.529	16.297	15.722

Lap	Time of Day	Lap Tm	Diff	S1 Tm	S2 Tm	S3 Tm
(887) Torben Gröndahl						
1	9:07:44.142	51.306	+1			

INT. ADAC Kartrennen Wackersdorf

X30 SENIOR

Pro Kart Raceland Wackersdorf 1,190 Km

Warm Up Super Heat B

16.06.2024 09:06

Practice (6:00 Time) started at 9:05:53

Lap	Time of Day	Lap Tm	Diff	S1 Tm	S2 Tm	S3 Tm	Lap	Time of Day	Lap Tm	Diff	S1 Tm	S2 Tm	S3 Tm
1	9:07:54.631	53.030	+2.500	19.891	16.996	16.143							
2	9:08:46.183	51.552	+1.022	18.991	16.708	15.853							
3	9:09:37.028	50.845	+0.315	18.562	16.411	15.872							
4	9:10:27.691	50.663	+0.133	18.549	16.357	15.757							
5	9:11:18.221	50.530		18.491	16.304	15.735							
6	9:12:09.136	50.915	+0.385	18.545	16.510	15.860							
(806) Moritz Fischer													
1	9:08:00.021	51.800	+1.246	19.070	16.796	15.934							
2	9:08:51.005	50.984	+0.430	18.719	16.448	15.817							
3	9:09:41.864	50.859	+0.305	18.612	16.445	15.802							
4	9:10:32.418	50.554		18.474	16.346	15.734							
5	9:11:23.086	50.668	+0.114	18.605	16.334	15.729							
6	9:12:13.706	50.620	+0.066	18.554	16.389	15.677							
(845) Jan Waibel													
1	9:07:51.137	52.342	+1.766	19.366	17.002	15.975							
2	9:08:42.535	51.398	+0.821	19.119	16.566	15.713							
3	9:09:33.246	50.711	+0.134	18.572	16.372	15.767							
4	9:10:24.828	51.582	+1.005	19.261	16.571	15.750							
5	9:11:15.405	50.577		18.529	16.343	15.705							
6	9:12:06.027	50.622	+0.045	18.479	16.374	15.769							
(808) Eric Wess													
1	9:07:58.035	53.782	+2.848	20.189	17.336	16.257							
2	9:08:50.200	52.165	+1.231	19.272	16.746	16.147							
3	9:09:44.917	54.717	+3.783	20.660	18.042	16.015							
4	9:10:35.851	50.934		18.668	16.486	15.780							
5	9:11:26.831	50.980	+0.046	18.689	16.394	15.897							
6	9:12:17.810	50.979	+0.045	18.651	16.366	15.962							
(817) Maximilian Engelstädter													
1	9:07:55.827	52.533	+1.550	19.411	17.035	16.087							
2	9:08:47.367	51.540	+0.557	18.914	16.693	15.933							
3	9:09:38.739	51.372	+0.389	18.774	16.637	15.961							
4	9:10:30.033	51.294	+0.311	18.704	16.598	15.992							
5	9:11:21.124	51.091	+0.108	18.685	16.510	15.896							
6	9:12:12.107	50.983		18.596	16.532	15.855							
(980) Benno Drelok													
1	9:07:54.377	52.551	+1.422	19.339	16.988	16.224							
2	9:08:46.085	51.708	+0.579	18.927	16.793	15.988							
3	9:09:37.715	51.630	+0.501	19.072	16.591	15.967							
4	9:10:28.844	51.129		18.670	16.507	15.952							
5	9:11:20.307	51.463	+0.334	18.809	16.654	16.000							
6	9:12:11.702	51.395	+0.266	18.711	16.610	16.074							
(872) Tobias Burgstahler													
1	9:07:48.764	52.840	+1.022	19.321	17.182	16.337							
2	9:08:41.048	52.284	+0.466	19.231	17.012	16.041							
3	9:09:33.189	52.141	+0.323	18.845	16.906	16.390							
4	9:10:25.642	52.453	+0.635	19.434	17.008	16.011							
5	9:11:17.460	51.818		18.828	16.809	16.181							
6	9:12:09.670	52.210	+0.392	18.994	17.130	16.086							



X30 SENIOR

Super Heat Group A

Track length: 1.190 Km
Race Started: 11:50:56
Best Lap by: 802 - Nando Weixelbaumer - 50.027

Rank	#	Driver	Nat	Sponsor Entrant	Nat	License E-License	Make	laps	T. Time Diff	Best Lap	Penalty	Points
1	4	810 Daniel Guinhard	GBR	SFR Motorsport	GBR	ITC-C292117 IBL368379	KR/IAME/Komet	13	12:27.049	50.396		75
2	2	830 Max Hezel	DEU	ADAC Hessen-Thüringen e.V. CV Performance Group	DEU	ITF38265 BIF38321	KR/IAME/Komet	13	12:27.488 0.439	50.360		69
3	4	911 Clement Outran	FRA	Tbkart racing team srl	ITA	IABS126421 BIF126421	Tbkart /IAME/Komet	13	12:27.752 0.703	50.197		63
4	-3	903 Kevin Lantinga	NLD	J.K. Lantinga	NLD	ITE42585 30038	Croc Promotion/IAME/Komet	13	12:27.999 0.950	50.332		57
5	-3	913 Leonardo Longoni	ITA	Tbkart racing team srl	ITA	IKB451116 BIF470451	Tbkart/IAME/Komet	13	12:29.726 2.677	50.244		51
6	7	802 Nando Weixelbaumer	AUT	Valier Motorsport	DEU	ITEJK2078 KBF39300	Energy/IAME/Komet	13	12:30.163 3.114	50.027		48
7	9	820 Felix Maurer	DEU	DUTT MOTORSPORT by FENSTER.com	LUX	NKA41244 IBLK867	Tony Kart/IAME/Komet	13	12:30.254 3.205	50.202		45
8	9	833 Jannik R Emmert	DEU	VDB Kart Racing	DEU	ITE19994 KBF10478	Tony Kart/IAME/Komet	13	12:31.071 4.022	50.309		42
9	-6	895 Phil Colin Streng	DEU	ADAC Württemberg e.V. Ebert Motorsport	DEU	ITE42785 EL38528	LN/IAME/Komet	13	12:32.456 5.407	50.110		39
10	-4	821 Manuel Wagner	DEU	RS-Motorsport	DEU	ITE 39259 KBF40372	CRG/IAME/Komet	13	12:33.309 6.260	50.355		36
11	14	815 Moritz Wolber	DEU	ADAC Südbaden e.V. NEES RACING	DEU	NKA16641 BIF17863	Maranello/IAME/Komet	13	12:34.519 7.470	50.456		34
12	-2	909 Kyuho Lee	KOR	EGP Racing Team	BEL	IAASDK018508 IBL912001	Tony Kart/IAME/Komet	13	12:34.597 7.548	50.271	+ 5 sec	32
13	-4	823 Jason Bralic	NLD	SIM-ON	DEU	ITG46957 KBF39246	Kosmic/IAME/Komet	13	12:35.395 8.346	50.072	+ 5 sec	30
14	10	908 Henrikas Klepikas	LTU	Dream 2 Drive	LTU	IACS2024-ITE/005 IBL2024-KL/09	Formula K/IAME/Komet	13	12:36.851 9.802	50.696		28
15	8	834 Moritz Schwing	DEU	Team NKS	DEU	ITE 12057 KBF29153	DR/IAME/Komet	13	12:37.579 10.530	50.662		26
16	-5	915 Cristian Vergani	ITA	Tbkart racing team srl	ITA	452954 BIF470451	Tbkart/IAME/Komet	13	12:37.639 10.590	50.641		24
17	-5	876 Cemil Bayyati	DEU	Dörr Motorsport	DEU	ITG15366 BIF38420	KR/IAME/Komet	13	12:38.352 11.303	50.145	+ 5 sec	22
18	-3	829 Lutz Ohsenbrink	DEU	KSL Racing Team	DEU	ITE40759 KBF1304585	Alonso/IAME/Komet	13	12:38.669 11.620	50.436		20
19	8	827 Julius Berthold	DEU	TB Racing Team	DEU	ITF38613 KBF38262	KR/IAME/Komet	13	12:40.326 13.277	50.409		18
20	-2	807 Marlon Vatter	DEU	AT Motorsport	DEU	ITF38543 KBF38543	Exprit/IAME/Komet	13	12:42.807 15.758	50.284	+8 sec corridor	17
21	0	881 Jacob Trost	DEU	ADAC Hessen-Thüringen e.V. DUTT MOTORSPORT by FENSTER.COM	LUX	NKA41233 IDCK867	Tony Kart/IAME/Komet	13	12:45.177 18.128	50.741	+ 5 sec	16
22	4	816 Elias Schorneck	DEU	VDB Kart Racing	DEU	ITE40538 KBF10478	Tony Kart/IAME/Komet	13	12:45.546 18.497	50.365	+ 5 sec	15
23	-9	835 Jarno Wiese	DEU	VDB Kart Racing	DEU	ITE 40767 KBF10478	OTK/IAME/Komet	13	12:49.313 22.264	50.435	+ 5 sec	14
24	-4	843 Luis Simon	DEU	PCH Racing	DEU	NKA36581 KBF39956	LN/IAME/Komet	10	10:02.378 3 Laps	50.828		13
25	-3	899 Luke Neubauer	DEU	AT Motorsport	DEU	NKA16390 KBF38996	OTK/IAME/Komet	10	10:02.501 3 Laps	50.825		12
26	-18	809 Luis Esser	DEU	RMW Motorsport	DEU	ITE 11661 KBF39010	OTK/IAME/Komet	3	3:30.019 10 Laps	54.856		11
27	-8	917 Colin Würthenberger	DEU	PCH Racing	DEU	IKC12514 KBF39956	LN/IAME/Komet	0	5.977 13 Laps		+ 5 sec	10

Announcements

807 + 3 sec corridor
807,881,816,835,917,823,909,876 + 5 sec front fairing



INT. ADAC Kartrennen Wackersdorf

X30 SENIOR

Pro Kart Raceland Wackersdorf 1,190 Km

Super Heat Group A

16.06.2024 11:40

Race (13 Laps) started at 11:50:56

Lap	Time of Day	Lap Tm	Diff	S1 Tm	S2 Tm	S3 Tm
(810) Daniel Guinchart						
1	11:51:50.085	53.796	+3.400	20.445	16.834	16.517
2	11:52:56.882	1:06.797	+16.401	18.966	16.811	31.020
3	11:54:23.678	1:26.796	+36.400	33.724	27.238	25.834
4	11:55:45.853	1:22.175	+31.779	29.120	26.556	26.499
5	11:56:38.233	52.380	+1.984	19.222	17.130	16.028
6	11:57:29.094	50.861	+0.465	18.650	16.440	15.771
7	11:58:19.959	50.865	+0.469	18.548	16.501	15.816
8	11:59:10.643	50.684	+0.288	18.536	16.388	15.760
9	12:00:01.424	50.781	+0.385	18.744	16.295	15.742
10	12:00:51.834	50.410	+0.014	18.423	16.273	15.714
11	12:01:42.262	50.428	+0.032	18.420	16.303	15.705
12	12:02:32.658	50.396		18.411	16.266	
13	12:03:23.153	50.495	+0.099	18.417	16.324	15.754

(830) Max Hezel						
1	11:51:49.897	53.715	+3.355	20.215	17.012	16.488
2	11:52:55.518	1:05.621	+15.261	18.633	16.728	30.260
3	11:54:23.077	1:27.569	+37.199	34.334	27.298	25.927
4	11:55:45.492	1:22.415	+32.055	28.943	26.405	27.067
5	11:56:37.982	52.490	+2.130	19.351	17.087	16.052
6	11:57:28.873	50.891	+0.531	18.551	16.531	15.809
7	11:58:19.789	50.916	+0.556	18.479	16.528	15.909
8	11:59:10.473	50.684	+0.324	18.456	16.375	15.853
9	12:00:01.705	51.232	+0.872	19.054	16.386	15.792
10	12:00:52.182	50.477	+0.117	18.345	16.335	15.797
11	12:01:42.625	50.443	+0.083	18.393	16.297	15.753
12	12:02:32.985	50.350		18.339	16.273	15.748
13	12:03:23.592	50.607	+0.247	18.516	16.383	15.708

(911) Clement Outran						
1	11:51:50.557	54.159	+3.962	21.086	16.940	16.133
2	11:52:58.344	1:07.787	+17.590	18.813	31.866	
3	11:54:25.205	1:26.861	+36.664	33.533	26.946	26.382
4	11:55:46.391	1:21.186	+30.989	28.586	26.551	26.049
5	11:56:39.429	53.038	+2.841	19.638	16.818	16.582
6	11:57:30.342	50.913	+0.716	18.715	16.412	15.786
7	11:58:20.895	50.563	+0.356	18.525	16.350	15.678
8	11:59:11.474	50.579	+0.382	18.595	16.299	15.685
9	12:00:01.938	50.464	+0.267	18.438	16.370	15.656
10	12:00:52.388	50.450	+0.253	18.366	16.428	15.656
11	12:01:42.928	50.540	+0.343	18.663	16.232	15.645
12	12:02:33.125	50.197		18.338	16.201	15.658
13	12:03:23.856	50.731	+0.534	18.889	16.193	15.649

(903) Kevin Lantinga						
1	11:51:50.179	54.054	+3.722	19.948	17.264	16.842
2	11:52:56.086	1:05.907	+15.575	18.710	16.657	30.540
3	11:54:23.380	1:27.294	+36.962	34.168	27.266	25.860
4	11:55:45.701	1:22.321	+31.989	28.986	26.570	26.765
5	11:56:38.917	53.216	+2.884	19.324	17.492	16.400
6	11:57:29.708	50.791	+0.459	18.696	16.321	15.774
7	11:58:20.326	50.618	+0.286	18.508	16.378	15.732
8	11:59:10.867	50.541	+0.209	18.437	16.361	15.743
9	12:00:02.083	51.216	+0.884	18.717	16.814	15.685
10	12:00:52.506	50.423	+0.091	18.424	16.349	15.650
11	12:01:43.101	50.595	+0.263	18.417	16.476	15.702
12	12:02:33.433	50.332		18.370	16.219	15.743
13	12:03:24.103	50.670	+0.338	18.804	16.191	15.675

(913) Leonardo Longoni						
1	11:51:49.255	53.151	+2.907	20.104	16.974	16.073
2	11:52:54.938	1:05.683	+15.439	18.669	16.740	30.274
3	11:54:22.249	1:27.311	+37.067	34.458	26.816	26.037
4	11:55:45.331	1:23.082	+32.838	29.242	26.527	27.313
5	11:56:38.765	53.434	+3.190	19.341	17.727	16.366
6	11:57:30.693	51.928	+1.684	19.518	16.568	15.842
7	11:58:21.379	50.686	+0.442	18.531	16.387	15.768
8	11:59:12.233	50.854	+0.610	18.548	16.588	15.718
9	12:00:02.836	50.603	+0.359	18.542	16.325	15.736
10	12:00:53.080	50.244		18.315	16.265	15.664
11	12:01:43.387	50.307	+0.063	18.393	16.275	15.639
12	12:02:33.653	50.266	+0.022	18.393	16.218	15.655

Lap	Time of Day	Lap Tm	Diff	S1 Tm	S2 Tm	S3 Tm
13	12:03:25.830	52.177	+1.933	18.782	17.238	16.157
(802) Nando Weixelbaumer						
1	11:51:53.145	56.497	+6.470	22.174	17.787	16.536
2	11:53:02.294	1:09.149	+19.122	18.686	17.197	33.266
3	11:54:28.925	1:26.631	+36.604	33.211	28.096	25.324
4	11:55:48.264	1:19.339	+29.312	28.571	26.405	24.363
5	11:56:40.331	52.067	+2.040	19.220	16.665	16.182
6	11:57:32.347	52.016	+1.989	19.391	16.631	15.994
7	11:58:23.696	51.349	+1.322	18.671	16.631	16.047
8	11:59:14.343	50.647	+0.620	18.392	16.412	15.843
9	12:00:04.645	50.302	+0.275	18.429	16.296	15.577
10	12:00:54.785	50.140	+0.113	18.344	16.126	15.670
11	12:01:45.021	50.236	+0.209	18.516	16.146	15.574
12	12:02:35.048	50.027		18.243	16.132	15.652
13	12:03:26.267	51.219	+1.192	18.853	16.378	15.988

(820) Felix Maurer						
1	11:51:51.641	54.945	+4.743	21.248	17.475	16.222
2	11:53:01.257	1:09.616	+19.414	19.353	17.223	33.040
3	11:54:28.069	1:26.812	+36.610	33.265	27.950	25.597
4	11:55:47.954	1:19.885	+29.683	28.700	26.553	24.632
5	11:56:40.120	52.166	+1.964	18.927	16.827	16.412
6	11:57:31.666	51.546	+1.344	19.218	16.435	15.893
7	11:58:23.194	51.528	+1.326	18.972	16.536	16.020
8	11:59:13.594	50.400	+0.198	18.439	16.252	15.709
9	12:00:04.117	50.523	+0.321	18.454	16.322	15.747
10	12:00:54.319	50.202		18.321	16.214	15.667
11	12:01:44.592	50.273	+0.071	18.375	16.196	15.702
12	12:02:34.935	50.343	+0.141	18.352	16.214	15.777
13	12:03:26.358	51.423	+1.221	18.822	16.410	16.191

(833) Jannik Remmert						
1	11:51:51.429	54.636	+4.327	21.296	17.197	16.143
2	11:53:00.565	1:09.136	+18.827	18.975	16.899	33.262
3	11:54:27.313	1:26.748	+36.439	33.356	27.702	25.690
4	11:55:47.588	1:20.275	+29.966	28.817	26.302	25.156
5	11:56:39.805	52.217	+1.908	18.880	16.914	16.423
6	11:57:31.434	51.629	+1.320	19.207	16.483	15.939
7	11:58:22.583	51.149	+0.840	18.897	16.462	15.710
8	11:59:13.369	50.786	+0.477	18.576	16.448	15.762
9	12:00:04.268	50.899	+0.590	18.824	16.394	15.681
10	12:00:54.577	50.309		18.402	16.281	15.626
11	12:01:45.530	50.953	+0.644	18.920	16.340	15.693
12	12:02:36.679	51.149	+0.840	19.022	16.399	15.728
13	12:03:27.175	50.496	+0.187	18.432	16.337	15.727

(895) Phil Colin Strenge						
1	11:51:50.681	54.472	+4.362	21.163	16.840	16.479
2	11:52:58.759	1:08.078	+17.968	19.240	16.737	32.101
3	11:54:25.642	1:26.883	+36.773	33.724	27.550	25.609
4	11:55:46.488	1:20.846	+30.736	29.032	26.223	25.591
5	11:56:40.203	53.715	+3.605	19.595	17.092	17.028
6	11:57:33.725	53.522	+3.412	19.751	17.547	16.224
7	11:58:24.975	51.250	+1.140	18.931	16.583	15.736
8	11:59:15.393	50.418	+0.308	18.383	16.349	15.686
9	12:00:06.150	50.757	+0.647	18.705	16.384	15.668
10	12:00:56.837	50.687	+0.577	18.634	16.371	15.682
11	12:01:46.947	50.110		18.303	16.217	15.590
12	12:02:37.485	50.538	+0.428	18.357	16.282	15.899
13	12:03:28.560	51.075	+0.965	19.108	16.242	15.725

(821) Manuel Wagner						
1	11:51:50.248	53.976	+3.621	20.700	16.830	16.446
2	11:52:57.280	1:07.032	+16.677	19.013	16.769	31.250
3	11:54:24.244	1:26.964	+36.609	33.807	27.079	26.078
4	11:55:46.151	1:21.907	+31.552	28.956	26.550	26.401
5	11:56:39.708	53.557	+3.202	19.367	17.211	16.979
6	11:57:31.370	51.662	+1.307	18.897	16.629	16.136
7	11:58:23.354	51.984	+1.629	19.429	16.720	15.835
8	11:59:14.542	51.188	+0.833	18.503	16.500	16.185
9	12:00:05.320	50.778	+0.423	18.694		

INT. ADAC Kartrennen Wackersdorf

X30 SENIOR

Pro Kart Raceland Wackersdorf 1,190 Km

Super Heat Group A

16.06.2024 11:40

Race (13 Laps) started at 11:50:56

Lap	Time of Day	Lap Tm	Diff	S1 Tm	S2 Tm	S3 Tm
12	12:02:37.331	50.879	+0.524	18.456	16.402	16.021
13	12:03:29.413	52.082	+1.727	19.387	16.634	16.061

Lap	Time of Day	Lap Tm	Diff	S1 Tm	S2 Tm	S3 Tm
11	12:01:51.156	51.744	+1.082	18.971	16.421	16.352
12	12:02:42.475	51.319	+0.657	18.949	16.519	15.851
13	12:03:33.683	51.208	+0.546	18.583	16.492	16.133

(815) Moritz Wolber

1	11:51:53.735	56.065	+5.609	22.032	17.564	16.469
2	11:53:03.654	1:09.919	+19.463	19.352	17.292	33.275
3	11:54:29.919	1:26.265	+35.809	32.983	27.978	25.304
4	11:55:48.560	1:18.641	+28.185	28.752	26.301	23.588
5	11:56:40.600	52.040	+1.584	19.153	16.723	16.164
6	11:57:33.268	52.668	+2.212	19.387	17.044	16.237
7	11:58:24.462	51.194	+0.738	18.908	16.485	15.801
8	11:59:14.984	50.522	+0.066	18.407	16.381	15.734
9	12:00:05.814	50.830	+0.374	18.849	16.312	15.669
10	12:00:58.669	52.855	+2.399	19.152	17.328	16.375
11	12:01:49.550	50.881	+0.425	18.880	16.259	15.742
12	12:02:40.167	50.617	+0.161	18.487	16.362	15.768
13	12:03:30.623	50.456		18.453	16.290	15.713

(915) Cristian Vergani

1	11:52:01.994	1:05.421	+14.780	21.932	17.656	25.833
2	11:53:08.453	1:06.459	+15.818	19.534	16.633	30.292
3	11:54:35.090	1:26.637	+35.996	33.489	27.211	25.937
4	11:55:51.285	1:16.195	+25.554	29.189	25.521	21.485
5	11:56:43.338	52.053	+1.412	19.144	17.004	15.905
6	11:57:36.368	53.030	+2.389	19.813	17.266	15.951
7	11:58:27.517	51.149	+0.508	18.596	16.650	15.903
8	11:59:18.728	51.211	+0.570	18.571	16.436	16.204
9	12:00:09.590	50.862	+0.221	18.609	16.438	15.815
10	12:01:00.231	50.641		18.481	16.355	15.805
11	12:01:51.242	51.011	+0.370	18.642	16.427	15.942
12	12:02:42.705	51.463	+0.822	19.094	16.499	15.870
13	12:03:33.743	51.038	+0.397	18.515	16.459	16.064

(909) Kyuho Lee

1	11:51:50.493	54.058	+3.787	20.671	16.943	16.444
2	11:52:57.619	1:07.126	+16.855	18.981	16.695	31.450
3	11:54:24.594	1:26.975	+36.704	33.782	27.030	26.163
4	11:55:46.314	1:21.720	+31.449	28.842	26.622	26.256
5	11:56:39.075	52.761	+2.490	19.059	17.257	16.445
6	11:57:30.202	51.127	+0.856	18.794	16.488	15.845
7	11:58:20.720	50.518	+0.247	18.428	16.303	15.787
8	11:59:12.131	51.411	+1.140	19.155	16.465	15.791
9	12:00:03.064	50.933	+0.662	18.837	16.348	15.748
10	12:00:53.394	50.330	+0.059	18.398	16.224	15.708
11	12:01:43.665	50.271		18.320	16.248	15.703
12	12:02:33.970	50.305	+0.034	18.327	16.252	15.726
13	12:03:25.701	51.731	+1.460	18.548	17.039	16.144

(876) Cemil Bayyati

1	11:51:51.744	55.233	+5.088	21.642	17.528	16.063
2	11:53:00.849	1:09.105	+18.960	19.129	16.894	33.082
3	11:54:27.536	1:26.687	+36.542	33.373	27.795	25.519
4	11:55:47.803	1:20.267	+30.122	28.856	26.586	24.825
5	11:56:40.053	52.250	+2.105	19.297	16.762	16.191
6	11:57:32.444	52.391	+2.246	19.535	16.911	15.945
7	11:58:23.829	51.385	+1.240	18.796	16.530	16.059
8	11:59:14.586	50.757	+0.612	18.424	16.392	15.941
9	12:00:05.941	51.355	+1.210	19.359	16.382	15.614
10	12:00:56.514	50.573	+0.428	18.618	16.290	15.665
11	12:01:46.659	50.145		18.326	16.220	15.599
12	12:02:37.392	50.733	+0.588	18.468	16.312	15.953
13	12:03:29.456	52.064	+1.919	19.479	16.527	16.058

(823) Jason Bralic

1	11:51:51.298	54.811	+4.739	21.286	17.122	16.403
2	11:52:59.847	1:08.549	+18.477	18.928	16.965	32.656
3	11:54:26.518	1:26.671	+36.599	33.521	27.525	25.625
4	11:55:47.195	1:20.677	+30.605	28.887	26.246	25.544
5	11:56:39.879	52.684	+2.612	19.034	16.834	16.816
6	11:57:31.400	51.521	+1.449	18.867	16.526	16.128
7	11:58:24.314	52.914	+2.842	20.309	16.729	15.876
8	11:59:14.755	50.441	+0.369	18.378	16.300	15.763
9	12:00:05.552	50.797	+0.725	18.757	16.326	15.714
10	12:00:55.715	50.163	+0.091	18.238	16.279	15.646
11	12:01:45.787	50.072		18.196	16.241	15.635
12	12:02:36.374	50.587	+0.515	18.621	16.301	15.665
13	12:03:26.499	50.125	+0.053	18.261	16.203	15.661

(829) Lutz Ohsenbrink

1	11:52:00.391	1:03.675	+13.239	21.572	18.088	24.015
2	11:53:07.968	1:07.577	+17.141	19.229	16.818	31.530
3	11:54:34.378	1:26.410	+35.974	33.404	27.486	25.520
4	11:55:51.074	1:16.696	+26.260	29.124	25.726	21.846
5	11:56:43.137	52.063	+1.627	19.175	16.985	15.903
6	11:57:39.495	56.358	+5.922	19.003	21.046	16.309
7	11:58:30.544	51.049	+0.613	18.573	16.563	15.913
8	11:59:21.262	50.718	+0.282	18.530	16.413	15.775
9	12:00:11.761	50.499	+0.063	18.410	16.341	15.748
10	12:01:02.197	50.436		18.451	16.261	15.724
11	12:01:52.688	50.491	+0.055	18.469	16.304	15.718
12	12:02:43.968	51.280	+0.844	18.520	16.547	16.213
13	12:03:34.773	50.805	+0.369	18.790	16.302	15.713

(908) Henrikas Klepikas

1	11:51:53.610	56.512	+5.816	22.340	17.610	16.562
2	11:53:04.265	1:10.655	+19.959	19.591	17.469	33.595
3	11:54:30.440	1:26.175	+35.479	33.148	27.625	25.402
4	11:55:48.938	1:18.498	+27.802	28.861	26.283	23.354
5	11:56:40.974	52.036	+1.340	19.212	16.819	16.005
6	11:57:34.222	53.248	+2.552	19.445	16.958	16.845
7	11:58:26.323	52.101	+1.405	19.670	16.498	15.933
8	11:59:17.081	50.758	+0.062	18.489	16.397	15.872
9	12:00:07.777	50.696		18.516	16.372	15.808
10	12:00:58.767	50.990	+0.294	18.414	16.435	16.141
11	12:01:51.067	52.300	+1.604	19.097	16.658	16.545
12	12:02:42.209	51.142	+0.446	18.747	16.505	15.890
13	12:03:32.955	50.746	+0.050	18.450	16.385	15.911

(827) Julius Berthold

1	11:51:54.194	56.427	+6.018	21.890	18.007	16.530
2	11:53:05.193	1:10.999	+20.590	19.402	17.685	33.912
3	11:54:31.616	1:26.423	+36.014	33.231	27.740	25.452
4	11:55:49.385	1:17.769	+27.360	28.912	26.072	22.785
5	11:56:42.246	52.861	+2.452	19.898	16.770	16.193
6	11:57:39.559	57.313	+6.904	22.388	18.663	16.262
7	11:58:30.671	51.112	+0.703	18.693	16.525	15.894
8	11:59:21.341	50.670	+0.261	18.624	16.329	15.717
9	12:00:11.924	50.583	+0.174	18.539	16.340	15.704
10	12:01:02.382	50.458	+0.049	18.494	16.288	15.676
11	12:01:52.791	50.409		18.497	16.278	15.634
12	12:02:44.043	51.252	+0.843	18.581	16.510	16.161
13	12:03:36.430	52.387	+1.978	19.267	16.755	16.365

(834) Moritz Schwing

1	11:51:54.972	57.439	+6.777	22.716	18.139	16.584
2	11:53:07.611	1:12.639	+21.977	19.413	18.171	35.055
3	11:54:33.959	1:26.348	+35.686	33.281	27.507	25.560
4	11:55:50.856	1:16.897	+26.235	29.184	25.675	22.038
5	11:56:43.050	52.194	+1.532	19.301	16.855	16.038
6	11:57:35.286	52.236	+1.574	19.257	17.112	15.867
7	11:58:26.724	51.438	+0.776	18.830	16.736	15.872
8	11:59:17.386	50.662		18.494	16.424	15.744
9	12:00:08.619	51.233	+0.571	18.802	16.598	15.833
10	12:00:59.412	50.793	+0.131	18.573	16.492	15.728

(807) Marlon Vatter

1	11:51:54.856	58.066	+7.782	23.102	18.024	16.940
2	11:53:06.082	1:11.226	+20.942	19.080	18.037	34.109
3	11:54:32.582	1:26.600	+36.216	33.307	28.062	25.131
4	11:55:50.183	1:17.601	+27.317	29.281	25.773	22.547
5	11:56:42.775	52.592	+2.308	19.487	16.971	16.134
6	11:57:35.063	52.288	+2.004	19.329	17.091	15.868
7	11:58:26.965	51.902	+1.618	19.256	16.821	15.825
8	11:59:17.595	50.630	+0.346	18.554	16.372	15.704
9	12:00:08.423	50.828	+0.544	18.767	16.353	15.708

Orbits



INT. ADAC Kartrennen Wackersdorf

X30 SENIOR

Pro Kart Raceland Wackersdorf 1,190 Km

Super Heat Group A

16.06.2024 11:40

Race (13 Laps) started at 11:50:56

Lap	Time of Day	Lap Tm	Diff	S1 Tm	S2 Tm	S3 Tm
10	12:00:58.863	50.440	+0.156	18.401	16.264	15.775
11	12:01:50.339	51.476	+1.192	19.221	16.444	15.811
12	12:02:40.627	50.288	+0.004	18.335	16.251	15.702
13	12:03:30.911	50.284		18.373	16.230	15.681

Lap	Time of Day	Lap Tm	Diff	S1 Tm	S2 Tm	S3 Tm
(809) Luis Esser						
1	11:51:51.218	54.856		21.362	17.306	16.188
2	11:52:59.293	1:08.075	+13.219	18.864	16.886	32.325
3	11:54:26.123	1:26.830	+31.974	33.630	27.364	25.836


(881) Jacob Trost						
1	11:51:54.750	57.407	+6.666	22.718	18.018	16.671
2	11:53:05.607	1:10.857	+20.116	19.011	17.829	34.017
3	11:54:32.292	1:26.685	+35.944	33.375	28.114	25.196
4	11:55:49.705	1:17.413	+26.672	28.923	25.910	22.580
5	11:56:42.479	52.774	+2.033	19.296	16.944	16.534
6	11:57:36.179	53.700	+2.959	20.440	17.356	15.904
7	11:58:27.370	51.191	+0.450	18.633	16.643	15.915
8	11:59:18.737	51.367	+0.626	18.493	16.646	16.228
9	12:00:09.997	51.260	+0.519	18.853	16.605	15.802
10	12:01:00.738	50.741		18.466	16.500	15.775
11	12:01:51.574	50.836	+0.095	18.534	16.464	15.838
12	12:02:43.891	52.317	+1.576	19.279	16.698	16.340
13	12:03:36.281	52.390	+1.649	19.300	16.787	16.303

(816) Elias Schorneck						
1	11:51:55.098	57.624	+7.259	22.760	17.974	16.890
2	11:53:06.881	1:11.783	+21.418	19.037	18.139	34.607
3	11:54:33.007	1:26.126	+35.761	33.342	27.571	25.213
4	11:55:50.599	1:17.592	+27.227	29.369	25.834	22.389
5	11:56:42.331	51.732	+1.367	18.976	16.691	16.065
6	11:57:34.083	51.752	+1.387	19.014	16.534	16.204
7	11:58:29.386	55.303	+4.938	20.266	17.063	17.974
8	11:59:20.244	50.858	+0.493	18.723	16.345	15.790
9	12:00:11.031	50.787	+0.422	18.610	16.460	15.717
10	12:01:01.428	50.397	+0.032	18.433	16.256	15.708
11	12:01:51.793	50.365		18.469	16.199	15.697
12	12:02:44.158	52.365	+2.000	19.219	16.648	16.498
13	12:03:36.650	52.492	+2.127	19.266	16.795	16.431

(835) Jarno Wiese						
1	11:51:52.062	55.479	+5.044	21.328	18.015	16.136
2	11:53:01.703	1:09.641	+19.206	18.810	17.689	33.142
3	11:54:28.405	1:26.702	+36.267	33.301	28.052	25.349
4	11:55:48.162	1:19.757	+29.322	28.713	26.716	24.328
5	11:56:40.481	52.319	+1.884	19.060	17.015	16.244
6	11:57:33.038	52.557	+2.122	19.614	16.823	16.120
7	11:58:24.715	51.677	+1.242	19.321	16.579	15.777
8	11:59:15.150	50.435		18.442	16.273	15.720
9	12:00:13.282	58.132	+7.697	21.917	19.634	16.581
10	12:01:05.262	51.980	+1.545	19.171	16.749	16.060
11	12:01:57.102	51.840	+1.405	18.963	16.774	16.103
12	12:02:48.475	51.373	+0.938	18.836	16.611	15.926
13	12:03:40.417	51.942	+1.507	18.677	16.548	16.717

(843) Luis Simon						
1	11:51:53.318	56.413	+5.585	22.193	17.741	16.479
2	11:53:02.829	1:09.511	+18.683	19.247	17.290	32.974
3	11:54:29.342	1:26.513	+35.685	33.299	27.875	25.339
4	11:55:48.467	1:19.125	+28.297	28.872	26.355	23.898
5	11:56:40.863	52.396	+1.568	19.420	16.867	16.109
6	11:57:33.386	52.523	+1.695	19.447	16.923	16.153
7	11:58:25.289	51.903	+1.075	19.095	16.858	15.950
8	11:59:16.191	50.902	+0.074	18.550	16.483	15.869
9	12:00:07.019	50.828		18.607	16.462	15.759
10	12:00:58.482	51.463	+0.635	18.553	16.818	16.092

(899) Luke Neubauer						
1	11:51:53.839	56.812	+5.987	22.523	18.109	16.180
2	11:53:04.720	1:10.881	+20.056	19.492	17.751	33.638
3	11:54:30.832	1:26.112	+35.287	33.204	27.797	25.111
4	11:55:49.198	1:18.366	+27.541	29.070	26.284	23.012
5	11:56:41.254	52.056	+1.231	19.102	16.875	16.079
6	11:57:34.021	52.767	+1.942	19.324	17.164	16.279
7	11:58:25.647	51.626	+0.801	19.194	16.614	15.818
8	11:59:16.504	50.857	+0.032	18.685	16.416	15.756
9	12:00:07.329	50.825		18.588	16.431	15.806
10	12:00:58.605	51.276	+0.451	18.575	16.580	16.121



INT. ADAC Kartrennen Wackersdorf

Lapchart

X30 SENIOR

Pro Kart Raceland Wackersdorf 1,190 Km

Super Heat Group A

16.06.2024 11:40

Race (13 Laps) started at 11:50:56

Competitors	Laps														
	0	1	2	3	4	5	6	7	8	9	10	11	12	13	
Leonardo Longoni (913)	1	913	913	913	913	913	830	830	830	830	810	810	810	810	810
Kevin Lantinga (903)	2	903	830	830	830	830	810	810	810	810	830	830	830	830	830
Max Hezel (830)	3	830	810	903	903	903	913	903	903	903	911	911	911	911	911
Phil Colin Streng (895)	4	895	903	810	810	810	903	909	909	911	903	903	903	903	903
Manuel Wagner (821)	5	821	821	821	821	821	909	911	911	909	913	913	913	913	909
Daniel Guinchard (810)	6	810	909	909	909	909	911	913	913	913	909	909	909	909	913
Luis Esser (809)	7	809	911	911	911	911	821	821	833	833	820	820	820	820	802
Clement Outran (911)	8	911	895	895	895	895	833	823	820	820	833	833	802	802	820
Kyuhoo Lee (909)	9	909	809	809	809	823	823	833	821	802	802	802	833	823	823
Jason Bralic (823)	10	823	823	823	823	833	876	820	802	821	821	823	823	833	833
Cemil Bayyati (876)	11	876	833	833	833	876	820	802	876	876	823	821	821	821	895
Cristian Vergani (915)	12	915	820	876	876	820	895	876	823	823	815	876	876	876	821
Jarno Wiese (835)	13	835	876	820	820	835	802	835	815	815	876	895	895	895	876
Nando Weixelbaumer (802)	14	802	835	835	835	802	835	815	835	835	895	843	815	815	815
Felix Maurer (820)	15	820	802	802	802	843	815	843	895	895	843	899	807	807	807
Lutz Ohsenbrink (829)	16	829	843	843	843	815	843	895	843	843	899	815	908	908	908
Marlon Vatter (807)	17	807	908	815	815	908	899	899	899	899	908	908	834	834	834
Jannik Remmert (833)	18	833	815	908	908	899	899	816	908	908	807	807	915	915	915
Luis Simon (843)	19	843	899	899	899	827	827	908	834	834	834	834	881	881	829
Luke Neubauer (899)	20	899	827	827	827	881	816	807	807	807	915	915	816	829	881
Colin Würthenberger (917)	21	917	881	881	881	807	881	834	881	915	881	881	829	827	827
Henrikas Klepikas (908)	22	908	807	807	807	816	807	881	915	881	816	816	827	816	816
Jacob Trost (881)	23	881	834	816	816	834	834	915	816	816	829	829	835	835	835
Elias Schorneck (816)	24	816	816	834	834	829	829	829	829	829	827	827			
Moritz Schwing (834)	25	834	829	829	829	915	915	827	827	827	835	835			
Moritz Wolber (815)	26	815	915	915	915										
Julius Berthold (827)	27	827													



X30 SENIOR

Super Heat Group B

Track length: 1.190 Km
Race Started: 12:15:37
Best Lap by: 822 - Elia Weiss - 50.037

Rank	#	Driver	Nat	Sponsor Entrant	Nat	License E-License	Make	laps	T. Time Diff	Best Lap	Penalty	Points
1	1	822 Elia Weiss	DEU	DSK e.V. Ja zum Motorsport SIM-ON	DEU	ITG38504 KBF39246	Kosmic/IAME/Komet	13	10:57.559	50.037		75
2	-1	887 Torben Gröndahl	DEU	MSC Groß Dölln e.V. im ADAC CV Performance Group	DEU	ITC-C14120 BIF38321	KR/IAME/Komet	13	10:58.120 0.561	50.102		69
3	0	812 Rocco Curcio	DEU	Valier Motorsport	DEU	ITE29607 KBF15727	Energy/IAME/Komet	13	10:59.095 1.536	50.238		63
4	1	877 Niklas Hirsch	DEU	MSC-Langefeld e.V. im ADAC SIM-ON	DEU	ITF39320 KBF39246	Kosmic/IAME/Komet	13	11:01.028 3.469	50.295		57
5	6	914 Cristian Biasatti	ITA	Tbkart racing team srl	ITA	IKB448719 BIF3401414487	Tbkart/IAME/Komet	13	11:01.492 3.933	50.201		51
6	6	864 Marc Gerstenkorn	CHE	Kartshop Ampfing	DEU	ITF375 BIF25142	Drago Corse/IAME/Komet	13	11:03.595 6.036	50.154		48
7	-1	844 Kevin Wagner	DEU	MSC-Langefeld e.V. im ADAC TB Racing Team	DEU	ITE 11828 KBF38262	KR/IAME/Komet	13	11:03.880 6.321	50.339		45
8	-4	836 Max Ohsenbrink	DEU	KSL Racing Team	DEU	ITE18670 KBF1304585	Alonso/IAME/Komet	13	11:04.844 7.285	50.357		42
9	-2	910 Andrea Pirovano	ITA	Tbkart racing team srl	ITA	IKB386900 BIF470451	Tbkart/IAME/Komet	13	11:04.885 7.326	50.326		39
10	-2	916 Roxanne Lantinga	NLD	Lantinga	NLD	IABS44775 30038	Tony Kart/IAME/Komet	13	11:05.330 7.771	50.410		36
11	-1	853 Devin Leon Ucar	DEU	ADAC Pfalz e.V. Sezai Ucar	DEU	ITF40418 EBK4018	Tony Kart /IAME/Komet	13	11:06.165 8.606	50.410		34
12	1	884 Davin Singer	DEU	ADAC Südbaden e.V. CV Performance Group	DEU	ITE 23384 BIF38321	KR/IAME/Komet	13	11:06.464 8.905	50.407		32
13	9	854 Daniel Brozovic	DEU	TR Motorsport	DEU	ITE 42036 KBF23400	Birel Art/IAME/Komet	13	11:07.904 10.345	50.331		30
14	2	811 Karl Schmiederer	DEU	RS-Motorsport	DEU	ITE39775 KBF40372	CRG/IAME/Komet	13	11:14.407 16.848	50.842		28
15	6	845 Jan Waibel	DEU	ADAC Mittelrhein e.V. VDB Kart Racing	DEU	NKA12495 KBF10478	Tony Kart/IAME/Komet	13	11:14.649 17.090	50.864		26
16	-1	898 Hawk Baylaan White	GBR	AT Motorsport	DEU	ITE40903 BIC38996	Exprit/IAME/Komet	13	11:14.769 17.210	50.680		24
17	6	980 Benno Drelok	DEU	Rocco Drelok	DEU	NKA10580 BEK1204567	Tony Kart/IAME/Komet	13	11:16.473 18.914	51.118		22
18	7	817 Maximilian Engelstädter	DEU	Dörr Motorsport	DEU	NKA40565 BIF38420	KR/IAME/Komet	13	11:16.763 19.204	51.001		20
19	-1	808 Eric Wess	DEU	Kartshop Ampfing	DEU	NKA38485 KBF25142	Drago Corse/IAME/Komet	13	11:19.952 22.393	50.600	+ 5 sec	18
20	-11	806 Moritz Fischer	DEU	ADAC Pfalz e.V. DUTT MOTORSP. by FENSTER.COM	LUX	NKA26409 IBLK867	Tony Kart/IAME/Komet	13	11:22.770 25.211	50.935	+ 5 sec	17
21	-4	891 Luka Koullen	NLD	PCH Racing	DEU	NKA50483 BIF39956	LN/IAME/Komet	13	11:24.620 27.061	50.625		16
22	2	888 Louis Schütze	DEU	RF Racing	DEU	ITE 17941 KBF41358	KR/IAME/Komet	12	10:51.233 1 Lap	50.705	+ 5 sec	15
23	-9	885 Carl Luthardt	DEU	TB Racing Team	DEU	ITE 37029 KBF38262	KR/IAME/Komet	8	7:14.266 5 Laps	50.539	+ 10 sec	14
24	2	872 Tobias Burgstahler	DEU	ADAC Württemberg e.V. Stern Motorsport	DEU	NKA38364 KBF38195	KR/IAME/Komet	7	6:10.374 6 Laps	51.247		13
25	-5	890 Leonard Hocker	DEU	RS-Motorsport	DEU	NKA22440 KBF40372	CRG/IAME/Komet	4	4:10.286 9 Laps	50.860		12
26	-7	818 Matthy Vandebroek	DEU	VDB Kart Racing	DEU	ITE 11491 KBF10478	Tony Kart/IAME/Komet	0				11

Announcements

- # 806 + 5 sec push
- #808,888,885 + 5 sec front fairing
- # 885 + 5 causing a contact



INT. ADAC Kartrennen Wackersdorf

X30 SENIOR

Pro Kart Raceland Wackersdorf 1,190 Km

Super Heat Group B

16.06.2024 12:05

Race (13 Laps) started at 12:15:37

Lap	Time of Day	Lap Tm	Diff	S1 Tm	S2 Tm	S3 Tm
(822) Elia Weiss						
1	12:16:31.343	53.261	+3.224	20.272	16.885	16.104
2	12:17:22.395	51.062	+1.015	18.582	16.541	15.929
3	12:18:12.905	50.510	+0.473	18.375	16.364	15.771
4	12:19:03.206	50.301	+0.264	18.289	16.309	15.703
5	12:19:53.728	50.522	+0.485	18.406	16.394	15.722
6	12:20:44.106	50.378	+0.341	18.341	16.350	15.687
7	12:21:34.304	50.198	+0.161	18.166	16.243	15.789
8	12:22:24.623	50.319	+0.282	18.256	16.256	15.807
9	12:23:14.660	50.037		18.198	16.194	15.645
10	12:24:04.744	50.084	+0.047	18.164	16.208	15.712
11	12:24:54.857	50.113	+0.076	18.174	16.247	15.692
12	12:25:45.064	50.207	+0.170	18.181	16.276	15.750
13	12:26:35.511	50.447	+0.410	18.165	16.433	15.849

(887) Torben Gröndahl						
1	12:16:30.884	52.932	+2.830	20.066	16.840	16.026
2	12:17:21.977	51.093	+0.991	18.694	16.458	15.941
3	12:18:12.690	50.713	+0.611	18.519	16.347	15.847
4	12:19:03.005	50.315	+0.213	18.329	16.224	15.762
5	12:19:53.537	50.532	+0.430	18.469	16.275	15.788
6	12:20:44.464	50.927	+0.825	18.815	16.346	15.766
7	12:21:34.722	50.258	+0.156	18.336	16.242	15.680
8	12:22:24.977	50.255	+0.153	18.292	16.264	15.699
9	12:23:15.148	50.171	+0.069	18.280	16.206	15.685
10	12:24:05.250	50.102		18.250	16.191	15.661
11	12:24:55.417	50.167	+0.065	18.345	16.205	15.617
12	12:25:45.560	50.143	+0.041	18.320	16.214	15.609
13	12:26:36.072	50.512	+0.410	18.346	16.432	15.734

(812) Rocco Curcio						
1	12:16:31.034	52.966	+2.728	20.129	16.870	15.967
2	12:17:22.652	51.618	+1.380	18.725	16.931	15.962
3	12:18:13.350	50.698	+0.460	18.461	16.347	15.890
4	12:19:03.759	50.409	+0.171	18.408	16.267	15.734
5	12:19:54.201	50.442	+0.204	18.418	16.276	15.748
6	12:20:44.714	50.513	+0.275	18.337	16.448	15.728
7	12:21:35.102	50.388	+0.150	18.345	16.363	15.680
8	12:22:25.396	50.294	+0.056	18.348	16.215	15.731
9	12:23:15.712	50.316	+0.078	18.369	16.234	15.713
10	12:24:05.952	50.240	+0.002	18.289	16.200	15.751
11	12:24:56.190	50.238		18.308	16.215	15.715
12	12:25:46.466	50.276	+0.038	18.338	16.231	15.707
13	12:26:37.047	50.581	+0.343	18.305	16.459	15.817

(877) Niklas Hirsch						
1	12:16:32.375	54.119	+3.824	20.932	17.015	16.172
2	12:17:23.578	51.203	+0.908	18.767	16.514	15.922
3	12:18:14.296	50.718	+0.423	18.522	16.383	15.813
4	12:19:04.792	50.496	+0.201	18.393	16.286	15.817
5	12:19:55.359	50.567	+0.272	18.442	16.381	15.744
6	12:20:45.998	50.639	+0.344	18.590	16.278	15.771
7	12:21:36.426	50.428	+0.133	18.391	16.271	15.766
8	12:22:26.837	50.411	+0.116	18.395	16.264	15.752
9	12:23:17.276	50.439	+0.144	18.373	16.262	15.804
10	12:24:07.726	50.450	+0.155	18.375	16.325	15.750
11	12:24:58.136	50.410	+0.115	18.391	16.282	15.737
12	12:25:48.431	50.295		18.359	16.188	15.748
13	12:26:38.980	50.549	+0.254	18.423	16.343	15.783

(914) Cristian Biasatti						
1	12:16:32.846	54.233	+4.032	20.959	17.007	16.267
2	12:17:24.257	51.411	+1.210	18.965	16.530	15.916
3	12:18:15.588	51.331	+1.130	19.072	16.469	15.790
4	12:19:06.043	50.455	+0.254	18.419	16.324	15.712
5	12:19:56.384	50.341	+0.140	18.365	16.234	15.742
6	12:20:46.856	50.472	+0.271	18.394	16.360	15.718
7	12:21:37.125	50.269	+0.068	18.330	16.267	15.672
8	12:22:27.818	50.693	+0.492	18.677	16.317	15.699
9	12:23:18.242	50.424	+0.223	18.440	16.257	15.727
10	12:24:08.443	50.201		18.337	16.206	15.658
11	12:24:58.645	50.202	+0.001	18.348	16.217	15.637
12	12:25:48.888	50.243	+0.042	18.374	16.217	15.652

Lap	Time of Day	Lap Tm	Diff	S1 Tm	S2 Tm	S3 Tm
13	12:26:39.444	50.556	+0.355	18.421	16.370	15.765
(864) Marc Gerstenkorn						
1	12:16:33.807	54.958	+4.804	21.605	17.107	16.246
2	12:17:24.647	50.840	+0.686	18.661	16.482	15.697
3	12:18:17.280	52.633	+2.479	19.163	16.972	16.498
4	12:19:08.012	50.732	+0.578	18.629	16.360	15.743
5	12:19:58.362	50.350	+0.196	18.391	16.286	15.673
6	12:20:48.729	50.367	+0.213	18.447	16.204	15.716
7	12:21:38.892	50.163	+0.009	18.382	16.174	15.607
8	12:22:29.071	50.179	+0.025	18.335	16.214	15.630
9	12:23:19.225	50.154		18.353	16.181	15.620
10	12:24:09.476	50.251	+0.097	18.436	16.204	15.611
11	12:24:59.635	50.159	+0.005	18.343	16.197	15.619
12	12:25:49.858	50.223	+0.069	18.349	16.209	15.665
13	12:26:41.547	51.689	+1.535	19.117	16.739	15.833

(844) Kevin Wagner						
1	12:16:31.583	53.231	+2.892	20.439	16.815	15.977
2	12:17:22.946	51.363	+1.024	18.768	16.571	16.024
3	12:18:13.836	50.890	+0.551	18.593	16.551	15.746
4	12:19:04.522	50.686	+0.347	18.537	16.424	15.725
5	12:19:55.509	50.987	+0.648	18.551	16.673	15.763
6	12:20:46.219	50.710	+0.371	18.655	16.345	15.710
7	12:21:36.727	50.508	+0.169	18.425	16.390	15.693
8	12:22:28.062	51.335	+0.996	19.188	16.418	15.729
9	12:23:18.770	50.708	+0.369	18.609	16.387	15.712
10	12:24:09.244	50.474	+0.135	18.388	16.384	15.702
11	12:24:59.978	50.734	+0.395	18.720	16.342	15.672
12	12:25:50.317	50.339		18.376	16.300	15.663
13	12:26:41.832	51.515	+1.176	18.609	17.092	15.814

(836) Max Ohsenbrink						
1	12:16:31.467	53.299	+2.942	20.379	16.841	16.079
2	12:17:22.794	51.327	+0.970	18.671	16.598	16.058
3	12:18:13.689	50.895	+0.538	18.594	16.510	15.791
4	12:19:04.371	50.682	+0.325	18.518	16.383	15.781
5	12:19:55.155	50.784	+0.427	18.537	16.446	15.801
6	12:20:47.067	51.912	+1.555	19.457	16.631	15.824
7	12:21:37.824	50.757	+0.400	18.508	16.396	15.853
8	12:22:28.389	50.565	+0.208	18.493	16.330	15.742
9	12:23:18.955	50.566	+0.209	18.456	16.425	15.685
10	12:24:09.894	50.939	+0.582	18.505	16.635	15.799
11	12:25:00.303	50.409	+0.052	18.436	16.323	15.650
12	12:25:50.660	50.357		18.404	16.309	15.644
13	12:26:42.796	52.136	+1.779	18.563	17.262	16.311

(910) Andrea Pirovano						
1	12:16:32.704	54.269	+3.943	20.956	17.081	16.232
2	12:17:24.034	51.330	+1.004	18.770	16.520	16.040
3	12:18:14.888	50.854	+0.528	18.686	16.356	15.812
4	12:19:05.360	50.472	+0.146	18.418	16.261	15.793
5	12:19:55.768	50.408	+0.082	18.392	16.254	15.762
6	12:20:46.565	50.797	+0.471	18.696	16.315	15.786
7	12:21:36.972	50.407	+0.081	18.416	16.280	15.711
8	12:22:27.710	50.738	+0.412	18.655	16.288	15.795
9	12:23:18.596	50.886	+0.560	18.836	16.275	15.775
10	12:24:08.922	50.326		18.340	16.268	15.718
11	12:24:59.354	50.432	+0.106	18.348	16.230	15.854
12	12:25:49.738	50.384	+0.058	18.329	16.289	15.766
13	12:26:42.837	53.099	+2.773	19.372	17.330	16.397

(916) Roxanne Lantinga						
1	12:16:32.546	54.028	+3.618	20.431	17.376	16.221
2	12:17:24.174	51.628	+1.218	18.746	16.800	16.082
3	12:18:16.869	52.695	+2.285	19.297	17.263	16.135
4	12:19:08.258	51.389	+0.979	18.772	16.789	15.828
5	12:19:58.990	50.732	+0.322	18.482	16.457	15.793
6	12:20:49.693	50.703	+0.293	18.476	16.488	15.739
7	12:21:40.142	50.449	+0.039	18.391	16.353	15.705
8	12:22:30.705	50.563	+0.153	18.417	16.338	15.808
9	12:23:21.304	50.599	+0.189	18.464	16.394	15.741
10	12:24:11.831	50.527	+0.117	18.424	16.364	15.739
11	12:25:02.241	50.410		18.395	16.312	15.703

Orbits



INT. ADAC Kartrennen Wackersdorf

X30 SENIOR

Pro Kart Raceland Wackersdorf 1,190 Km

Super Heat Group B

16.06.2024 12:05

Race (13 Laps) started at 12:15:37

Lap	Time of Day	Lap Tm	Diff	S1 Tm	S2 Tm	S3 Tm
12	12:25:52.668	50.427	+0.017	18.377	16.373	15.677
13	12:26:43.282	50.614	+0.204	18.394	16.435	15.785

Lap	Time of Day	Lap Tm	Diff	S1 Tm	S2 Tm	S3 Tm
11	12:25:09.709	50.906	+0.042	18.567	16.421	15.918
12	12:26:01.505	51.796	+0.932	19.132	16.728	15.936
13	12:26:52.601	51.096	+0.232	18.613	16.571	15.912

(853) Devin Leon Ucar

1	12:16:33.437	54.718	+4.308	21.457	17.023	16.238
2	12:17:24.453	51.016	+0.606	18.673	16.480	15.863
3	12:18:17.088	52.635	+2.225	19.521	16.884	16.230
4	12:19:08.780	51.692	+1.282	19.222	16.510	15.960
5	12:20:00.105	51.325	+0.915	18.412	16.817	16.096
6	12:20:50.667	50.562	+0.152	18.481	16.323	15.758
7	12:21:41.120	50.453	+0.043	18.397	16.312	15.744
8	12:22:31.673	50.553	+0.143	18.460	16.288	15.805
9	12:23:22.083	50.470		18.391	16.273	15.746
10	12:24:12.540	50.457	+0.047	18.417	16.320	15.720
11	12:25:02.979	50.439	+0.029	18.413	16.276	15.750
12	12:25:53.400	50.421	+0.011	18.387	16.293	15.741
13	12:26:44.117	50.717	+0.307	18.475	16.404	15.838

(898) Hawk Baylaan White

1	12:16:34.062	55.277	+4.597	21.519	17.373	16.385
2	12:17:25.642	51.580	+0.900	18.889	16.763	15.928
3	12:18:17.546	51.904	+1.224	18.666	16.836	16.402
4	12:19:09.378	51.832	+1.152	18.947	16.515	16.370
5	12:20:00.428	51.050	+0.370	18.625	16.449	15.976
6	12:20:52.565	52.137	+1.457	18.668	16.888	16.581
7	12:21:44.023	51.458	+0.778	18.532	16.425	16.501
8	12:22:37.776	53.763	+3.073	19.260	17.655	16.838
9	12:23:28.841	51.065	+0.385	18.812	16.513	15.740
10	12:24:19.521	50.580		18.416	16.494	15.770
11	12:25:11.072	51.551	+0.871	19.098	16.431	16.022
12	12:26:01.839	50.767	+0.087	18.547	16.468	15.752
13	12:26:52.721	50.882	+0.202	18.472	16.642	15.768

(884) Davin Singer

1	12:16:33.010	54.324	+3.917	21.257	16.897	16.170
2	12:17:24.323	51.313	+0.906	18.651	16.507	16.155
3	12:18:16.764	52.441	+2.034	19.220	17.052	16.169
4	12:19:07.692	50.928	+0.521	18.688	16.427	15.813
5	12:20:00.101	52.409	+2.002	18.495	17.723	16.191
6	12:20:51.122	51.021	+0.614	18.837	16.416	15.768
7	12:21:41.645	50.523	+0.116	18.395	16.364	15.764
8	12:22:32.071	50.426	+0.019	18.348	16.293	15.785
9	12:23:22.543	50.472	+0.065	18.416	16.334	15.722
10	12:24:12.950	50.407		18.390	16.297	15.720
11	12:25:03.365	50.415	+0.008	18.390	16.310	15.715
12	12:25:53.876	50.511	+0.104	18.418	16.352	15.741
13	12:26:44.416	50.540	+0.133	18.405	16.368	15.767

(980) Benno Drelok

1	12:16:36.867	57.080	+5.962	22.724	18.147	16.209
2	12:17:28.821	51.954	+0.836	19.124	16.838	15.992
3	12:18:20.164	51.343	+0.225	18.741	16.655	15.947
4	12:19:11.805	51.641	+0.523	18.686	17.018	15.937
5	12:20:02.984	51.179	+0.061	18.675	16.569	15.935
6	12:20:54.191	51.207	+0.089	18.700	16.606	15.901
7	12:21:45.309	51.118		18.690	16.552	15.876
8	12:22:36.785	51.476	+0.358	18.769	16.684	16.023
9	12:23:28.090	51.305	+0.187	18.824	16.573	15.908
10	12:24:19.269	51.179	+0.061	18.654	16.589	15.936
11	12:25:11.210	51.941	+0.823	19.016	16.896	16.029
12	12:26:03.070	51.860	+0.742	19.227	16.627	16.006
13	12:26:54.425	51.355	+0.237	18.759	16.575	16.021

(854) Daniel Brozovic

1	12:16:36.531	56.757	+6.426	22.865	17.708	16.184
2	12:17:28.234	51.703	+1.372	19.051	16.782	15.870
3	12:18:19.040	50.806	+0.475	18.646	16.359	15.801
4	12:19:10.768	51.728	+1.397	18.955	16.960	15.813
5	12:20:01.259	50.491	+0.160	18.489	16.285	15.717
6	12:20:52.056	50.797	+0.466	18.423	16.433	15.941
7	12:21:43.548	51.492	+1.161	18.470	16.592	16.430
8	12:22:34.005	50.457	+0.126	18.465	16.262	15.730
9	12:23:24.353	50.348	+0.017	18.420	16.187	15.741
10	12:24:14.684	50.331		18.385	16.267	15.679
11	12:25:05.030	50.346	+0.015	18.441	16.186	15.719
12	12:25:55.364	50.334	+0.003	18.438	16.202	15.694
13	12:26:45.856	50.492	+0.161	18.422	16.335	15.735

(817) Maximilian Engelstädter

1	12:16:37.427	56.988	+5.987	22.440	18.110	16.438
2	12:17:29.220	51.793	+0.792	19.065	16.786	15.942
3	12:18:20.451	51.231	+0.230	18.774	16.601	15.856
4	12:19:12.334	51.883	+0.882	18.925	17.049	15.909
5	12:20:03.335	51.001		18.663	16.534	15.804
6	12:20:54.548	51.213	+0.212	18.706	16.561	15.946
7	12:21:46.127	51.579	+0.578	18.647	16.730	16.202
8	12:22:38.069	51.942	+0.941	18.689	16.557	16.696
9	12:23:29.538	51.469	+0.468	18.931	16.547	15.991
10	12:24:20.567	51.029	+0.028	18.650	16.455	15.924
11	12:25:11.758	51.191	+0.190	18.753	16.529	15.909
12	12:26:03.711	51.953	+0.952	18.895	17.031	16.027
13	12:26:54.715	51.004	+0.003	18.668	16.468	15.868

(811) Karl Schmiederer

1	12:16:35.646	56.269	+5.427	22.563	17.516	16.200
2	12:17:28.153	52.507	+1.665	19.497	17.064	15.946
3	12:18:19.463	51.310	+0.468	18.963	16.549	15.798
4	12:19:11.486	52.023	+1.181	18.638	17.417	15.968
5	12:20:02.339	50.853	+0.011	18.592	16.456	15.805
6	12:20:53.262	50.923	+0.081	18.573	16.475	15.875
7	12:21:44.136	50.874	+0.032	18.590	16.394	15.890
8	12:22:35.502	51.366	+0.524	19.005	16.450	15.911
9	12:23:26.344	50.842		18.524	16.451	15.867
10	12:24:17.579	51.235	+0.393	18.701	16.669	15.865
11	12:25:09.568	51.989	+1.147	18.805	16.589	16.595
12	12:26:01.225	51.657	+0.815	19.215	16.606	15.836
13	12:26:52.359	51.134	+0.292	18.620	16.657	15.857

(808) Eric Wess

1	12:16:35.277	55.818	+5.218	21.768	17.862	16.188
2	12:17:26.648	51.371	+0.771	18.885	16.674	15.812
3	12:18:18.865	52.217	+1.617	19.119	16.531	16.567
4	12:19:12.677	53.812	+3.212	20.610	17.242	15.960
5	12:20:04.010	51.333	+0.733	18.515	16.690	16.128
6	12:20:55.807	51.797	+1.197	19.094	16.843	15.860
7	12:21:46.407	50.600		18.539	16.353	15.708
8	12:22:37.715	51.308	+0.708	18.600	16.519	16.189
9	12:23:28.524	50.809	+0.209	18.657	16.402	15.750
10	12:24:19.338	50.814	+0.014	18.406	16.574	15.834
11	12:25:11.274	51.936	+1.336	19.112	16.911	15.913
12	12:26:02.291	51.017	+0.417	18.881	16.419	15.717
13	12:26:52.904	50.613	+0.013	18.426	16.406	15.781

(845) Jan Waibel

1	12:16:36.467	57.012	+6.148	22.625	18.019	16.368
2	12:17:28.526	52.059	+1.195	19.332	16.756	15.971
3	12:18:19.891	51.365	+0.501	18.826	16.531	16.008
4	12:19:11.645	51.754	+0.890	18.640	17.000	16.114
5	12:20:02.558	50.913	+0.049	18.635	16.448	15.830
6	12:20:53.592	51.034	+0.170	18.628	16.503	15.903
7	12:21:44.456	50.864		18.586	16.395	15.883
8	12:22:36.530	52.074	+1.210	19.018	16.890	16.166
9	12:23:27.429	50.899	+0.035	18.604	16.449	15.846
10	12:24:18.803	51.374	+0.510	19.064	16.500	15.810

(806) Moritz Fischer

1	12:16:33.943	55.440	+4.505	21.257	17.246	16.937
2	12:17:25.382	51.439	+0.504	18.860	16.636	15.943
3	12:18:17.342	51.960	+1.025	18.806	16.801	16.353
4	12:19:09.276	51.934	+0.999	18.846	16.534	16.554
5	12:20:00.211	50.935		18.562	16.474	15.899
6	12:20:51.815	51.604	+0.669	18.916	16.730	15.958
7	12:21:43.993	52.178	+1.243	18.566	16.661	16.951
8	12:22:35.221	51.228	+0.293	18.825	16.512	15.891

INT. ADAC Kartrennen Wackersdorf

X30 SENIOR

Pro Kart Raceland Wackersdorf 1,190 Km

Super Heat Group B

16.06.2024 12:05

Race (13 Laps) started at 12:15:37

Lap	Time of Day	Lap Tm	Diff	S1 Tm	S2 Tm	S3 Tm	Lap	Time of Day	Lap Tm	Diff	S1 Tm	S2 Tm	S3 Tm
10	12:24:17.451	51.218	+0.283	18.800	16.507	15.911							
11	12:25:09.340	51.889	+0.954	18.814	16.612	16.463							
12	12:26:04.511	55.171	+4.236	21.602	17.615	15.954							
13	12:26:55.722	51.211	+0.276	18.679	16.610	15.922							

[891] Luka Koullen

1	12:16:34.951	56.036	+5.411	22.312	17.441	16.283
2	12:17:26.224	51.273	+0.648	18.776	16.515	15.982
3	12:18:17.821	51.597	+0.972	18.941	16.456	16.200
4	12:19:14.605	56.784	+6.159	23.802	17.052	15.930
5	12:20:05.393	50.788	+0.163	18.470	16.438	15.880
6	12:20:56.403	51.010	+0.385	18.424	16.546	16.040
7	12:21:47.028	50.625		18.392	16.354	15.879
8	12:22:45.042	58.014	+7.389	20.348	16.960	20.706
9	12:23:37.463	52.421	+1.796	19.360	16.904	16.157
10	12:24:28.762	51.299	+0.674	18.757	16.483	16.059
11	12:25:19.867	51.105	+0.480	18.732	16.381	15.992
12	12:26:11.217	51.350	+0.725	18.553	16.665	16.132
13	12:27:02.572	51.355	+0.730	18.771	16.508	16.076

[888] Louis Schütze

1	12:16:35.148	54.991	+4.286	21.450	17.340	16.201
2	12:17:26.313	51.165	+0.460	18.784	16.532	15.849
3	12:18:17.967	51.654	+0.949	19.237	16.468	15.949
4	12:19:12.914	54.947	+4.242	19.264	19.577	16.106
5	12:20:04.098	51.184	+0.479	18.601	16.472	16.111
6	12:20:54.845	50.747	+0.042	18.540	16.364	15.843
7	12:21:45.880	51.035	+0.330	18.528	16.446	16.061
8	12:22:36.944	51.064	+0.359	18.481	16.571	16.012
9	12:23:27.649	50.705		18.496	16.355	15.854
10	12:24:18.447	50.798	+0.093	18.620	16.391	15.787
11	12:25:09.489	51.042	+0.337	18.422	16.401	16.219
12	12:26:24.185	1:14.696	+23.991	26.228	24.526	23.942

[885] Carl Luthardt

1	12:16:35.891	56.934	+6.395	23.066	17.721	16.147
2	12:17:27.436	51.545	+1.006	18.999	16.712	15.834
3	12:18:18.434	50.998	+0.459	18.646	16.414	15.938
4	12:19:15.490	57.056	+6.517	24.120	17.049	15.887
5	12:20:06.094	50.604	+0.065	18.544	16.328	15.732
6	12:20:56.633	50.539		18.403	16.245	15.891
7	12:21:47.174	50.541	+0.002	18.396	16.414	15.731
8	12:22:42.218	55.044	+4.505	20.280	17.500	17.264

[872] Tobias Burgstahler

1	12:16:37.529	57.258	+6.011	22.729	18.106	16.423
2	12:17:29.741	52.212	+0.965	19.164	16.919	16.129
3	12:18:21.341	51.600	+0.353	18.754	16.784	16.062
4	12:19:13.068	51.727	+0.480	18.747	16.931	16.049
5	12:20:04.315	51.247		18.609	16.587	16.051
6	12:20:56.819	52.504	+1.257	18.829	17.302	16.373
7	12:21:48.326	51.507	+0.260	18.720	16.840	15.947

[890] Leonard Hocker

1	12:16:36.109	56.441	+5.581	22.619	17.683	16.139
2	12:17:27.887	51.778	+0.918	19.139	16.822	15.817
3	12:18:18.747	50.850		18.488	16.489	15.883
4	12:19:48.238	1:29.491	+38.631	18.662	51.005	19.824

INT. ADAC Kartrennen Wackersdorf

Lapchart

X30 SENIOR


Pro Kart Raceland Wackersdorf 1,190 Km

Super Heat Group B

16.06.2024 12:05

Race (13 Laps) started at 12:15:37

Competitors	Laps													
	0	1	2	3	4	5	6	7	8	9	10	11	12	13
Torben Gröndahl (887)	1	887	887	887	887	887	887	822	822	822	822	822	822	822
Rocco Curcio (812)	2	812	812	822	822	822	822	887	887	887	887	887	887	887
Elia Weiss (822)	3	822	822	812	812	812	812	812	812	812	812	812	812	812
Max Ohsenbrink (836)	4	836	836	836	836	836	836	877	877	877	877	877	877	877
Niklas Hirsch (877)	5	877	844	844	844	844	877	844	844	910	914	914	914	914
Kevin Wagner (844)	6	844	877	877	877	877	844	910	910	914	910	910	910	864
Andrea Pirovano (910)	7	910	916	910	910	910	910	914	914	844	844	844	864	844
Moritz Fischer (806)	8	806	910	916	914	914	914	836	836	836	836	864	844	836
Roxanne Lantinga (916)	9	916	914	914	884	884	864	864	864	864	836	836	836	910
Cristian Biasatti (914)	10	914	884	884	916	864	916	916	916	916	916	916	916	916
Davin Singer (884)	11	884	853	853	853	916	884	853	853	853	853	853	853	853
Devin Leon Ucar (853)	12	853	864	864	864	853	853	884	884	884	884	884	884	884
Hawk Baylaan White (898)	13	898	806	806	806	806	806	806	854	854	854	854	854	854
Marc Gerstenkorn (864)	14	864	898	898	898	898	898	854	806	806	806	806	806	811
Luka Koullen (891)	15	891	891	891	891	854	854	898	898	811	811	811	888	845
Carl Luthardt (885)	16	885	888	888	888	811	811	811	811	845	845	888	811	898
Karl Schmiederer (811)	17	811	808	808	885	845	845	845	845	980	888	845	845	808
Jan Waibel (845)	18	845	811	885	890	980	980	980	980	888	980	980	898	980
Eric Wess (808)	19	808	885	890	808	817	817	817	888	808	808	808	980	817
Leonard Hocker (890)	20	890	890	811	854	808	808	888	817	898	898	898	808	806
Daniel Brozovic (854)	21	854	845	854	811	888	888	808	808	817	817	817	817	891
Benno Drelok (980)	22	980	854	845	845	872	872	891	891	885	891	891	891	888
Louis Schütze (888)	23	888	980	980	980	891	891	885	885	891				
Tobias Burgstahler (872)	24	872	817	817	817	885	885	872	872					
Maximilian Engelstädter (817)	25	817	872	872	872	890								
-	26													

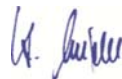


DKM Round 3
X30 Senioren
Wackersdorf
Final Intermediate Classification Revision 2

Pos. No.	Firstname	Lastname	Nat.	Entrant	Nat	Ent	Make	Sponsor	QP	Total PTS	BC	AC	AB	SHA	SHB
1	887	Torben	DEU	CV Performance Group	DEU	KR/IAME/Komet		MSC Groß Dölln e.V. im ADAC	1	160	--	41	50	--	69
2	903	Kevin	NLD	J.K. Lantinga	NLD	Croc Promotion/IAME/Komet			2	151	50	--	44	57	--
3	822	Elia	DEU	SIM-ON	DEU	Kosmic/IAME/Komet		DSK e.V. Ja zum Motorsport	3	147	44	28	--	--	75
4	810	Daniel	GBR	SFR Motorsport	GBR	KR/IAME/Komet			4	140	--	24	41	75	--
5	830	Max	DEU	CV Performance Group	DEU	KR/IAME/Komet		ADAC Hessen-Thüringen e.V.	19	137	--	30	38	69	--
6	812	Rocco	DEU	Valier Motorsport	DEU	Energy/IAME/Komet			20	133	34	--	36	--	63
7	913	Leonardo	ITA	Tbkart racing team srl	ITA	Tbkart/IAME/Komet			21	127	38	38	--	51	--
8	877	Niklas	DEU	SIM-ON	DEU	Kosmic/IAME/Komet		MSC-Langenfeld e. V. im ADA	6	121	28	36	--	--	57
9	911	Clement	FRA	Tbkart racing team srl	ITA	Tbkart /IAME/Komet			10	118	--	50	5	63	--
10	895	Phil Colin	DEU	Ebert Motorsport	DEU	LN/IAME/Komet		ADAC Württemberg e.V.	7	109	--	44	26	39	--
11	836	Max	DEU	KSL Racing Team	DEU	Alonso/IAME/Komet			13	108	--	34	32	--	42
12	844	Kevin	DEU	TB Racing Team	DEU	KR/IAME/Komet		MSC-Langenfeld e. V. im ADA	16	105	--	26	34	--	45
13	821	Manuel	DEU	RS-Motorsport	DEU	CRG/IAME/Komet			8	100	36	--	28	36	--
14	914	Cristian	ITA	Tbkart racing team srl	ITA	Tbkart/IAME/Komet			50	96	23	--	22	--	51
15	910	Andrea	ITA	Tbkart racing team srl	ITA	Tbkart/IAME/Komet			23	93	27	--	27	--	39
16	864	Marc	CHE	Kartshop Ampfing	DEU	Drago Corse/IAME/Komet			5	91	41	--	2	--	48
17	802	Nando	AUT	Valier Motorsport	DEU	Energy/IAME/Komet			11	87	16	--	23	48	--
18	916	Roxanne	NLD	Lantinga	NLD	Tony Kart/IAME/Komet			18	87	30	21	--	--	36
19	853	Devin Leon	DEU	Sezai Ucar	DEU	Tony Kart /IAME/Komet		ADAC Pfalz e.V.	15	82	26	22	--	--	34
20	909	Kyuho	KOR	EGP Racing Team	BEL	Tony Kart/IAME/Komet			34	82	--	25	25	32	--
21	823	Jason	NLD	SIM-ON	DEU	Kosmic/IAME/Komet			28	81	--	27	24	30	--
22	820	Felix	DEU	DUTT MOTORSPORT by FENSTER.com	LUX	Tony Kart/IAME/Komet			30	75	20	10	--	45	--
23	884	Davin	DEU	CV Performance Group	DEU	KR/IAME/Komet		ADAC Südbaden e.V.	48	71	22	17	--	--	32
24	915	Cristian	ITA	Tbkart racing team srl	ITA	Tbkart/IAME/Komet			27	69	25	20	--	24	--
25	833	Jannik	DEU	VDB Kart Racing	DEU	Tony Kart/IAME/Komet			51	69	24	3	--	42	--
26	806	Moritz	DEU	DUTT MOTORSP. by FENSTER.COM	LUX	Tony Kart/IAME/Komet		ADAC Pfalz e.V.	24	67	32	18	--	--	17
27	876	Cemil	DEU	Dörr Motorsport	DEU	KR/IAME/Komet			9	66	21	23	--	22	--
28	809	Luis	DEU	RMW Motorsport	DEU	OTK/IAME/Komet			12	62	19	32	--	11	--
29	811	Karl	DEU	RS-Motorsport	DEU	CRG/IAME/Komet			26	57	10	--	19	--	28
30	898	Hawk Baylaan	GBR	AT Motorsport	DEU	Expri/IAME/Komet			35	56	14	--	18	--	24
31	829	Lutz	DEU	KSL Racing Team	DEU	Alonso/IAME/Komet			38	53	3	--	30	20	--
32	835	Jarno	DEU	VDB Kart Racing	DEU	OTK/IAME/Komet			22	51	--	16	21	14	--
33	854	Daniel	DEU	TR Motorsport	DEU	Birel Art/IAME/Komet			40	50	--	19	1	--	30
34	815	Moritz	DEU	NEES RACING	DEU	Maranello/IAME/Komet		ADAC Südbaden e.V.	37	49	--	2	13	34	--
35	885	Carl	DEU	TB Racing Team	DEU	KR/IAME/Komet			14	48	17	--	17	--	14
36	908	Henrikas	LTU	Dream 2 Drive	LTU	Formula K/IAME/Komet			47	48	5	--	15	28	--
Not qualified for Final from position 37															
37	845	Jan	DEU	VDB Kart Racing	DEU	Tony Kart/IAME/Komet		ADAC Mittelrhein e.V.	25	46	--	11	9	--	26
38	834	Moritz	DEU	Team NKS	DEU	DR/IAME/Komet			42	46	6	14	--	26	--
39	808	Eric	DEU	Kartshop Ampfing	DEU	Drago Corse/IAME/Komet			45	43	18	7	--	--	18
40	807	Marlon	DEU	AT Motorsport	DEU	Expri/IAME/Komet			53	43	12	--	14	17	--
41	891	Luka	NLD	PCH Racing	DEU	LN/IAME/Komet			33	42	13	13	--	--	16
42	980	Benno	DEU	Rocco Drelok	DEU	Tony Kart/IAME/Komet			46	42	--	9	11	--	22
43	881	Jacob	DEU	DUTT MOTORSPORT by FENSTER.COM	LUX	Tony Kart/IAME/Komet		ADAC Hessen-Thüringen e.V.	17	36	4	--	16	16	--
44	817	Maximilian	DEU	Dörr Motorsport	DEU	KR/IAME/Komet			44	35	11	--	4	--	20
45	843	Luis	DEU	PCH Racing	DEU	LN/IAME/Komet			29	34	9	--	12	13	--

Announcements: These results are provisional until the conclusion of any judicial and technical matters

Race Director Horst Seidel:



Timekeeping M. Riehmers:



Printed: 16.06.2024 13:01

Posted at: h



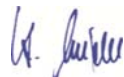
DKM Round 3
X30 Senioren
Wackersdorf
Ranking after Heats

Pos. No.	Firstname	Lastname	Nat.		Nat.			Total							
			Dri	Entrant	Ent	Make	Sponsor	QP	PTS	B-C	A-C	A-B	SHA	SHB	
46	818	Matthy	Vandebroek	DEU VDB Kart Racing	DEU	Tony Kart/IAME/Komet		39	34	15	8	--	--	--	11
47	917	Colin	Würthenberger	DEU PCH Racing	DEU	LN/IAME/Komet		43	34	--	4	20	10	--	
48	890	Leonard	Hocker	DEU RS-Motorsport	DEU	CRG/IAME/Komet		31	33	--	15	6	--	12	
49	899	Luke	Neubauer	DEU AT Motorsport	DEU	OTK/IAME/Komet		36	32	8	12	--	12	--	
50	888	Louis	Schütze	DEU RF Racing	DEU	KR/IAME/Komet		52	31	--	6	10	--	15	
51	816	Elias	Schorneck	DEU VDB Kart Racing	DEU	Tony Kart/IAME/Komet		32	29	7	--	7	15	--	
52	872	Tobias	Burgstahler	DEU Stern Motorsport	DEU	KR/IAME/Komet	ADAC Württemberg e.V.	49	26	--	5	8	--	13	
53	827	Julius	Berthold	DEU TB Racing Team	DEU	KR/IAME/Komet		41	23	2	--	3	18	--	

Announcements:

These results are provisional until the conclusion of any judicial and technical matters

Race Director Horst Seidel:



Timekeeping M. Riehmers:



Printed: 16.06.2024 13:01

Posted at: h



DKM Round 3

Class: X30 Senioren
Date/Time: 16.06.2024 16:00

Track: Wackersdorf
Heat: Final
Laps: 16 lap

Edition 2

Carl Luthardt	885	KR/IAME/Komet	18	Henrikas Klepikas	908	Formula K/IAME/Komet
	35				36	
Daniel Brozovic	854	Birel Art/IAME/Komet	17	Moritz Wolber	815	Maranello/IAME/Komet
	33				34	
Lutz Ohsenbrink	829	Alonso/IAME/Komet	16	Jarno Wiese	835	OTK/IAME/Komet
	31				32	
Karl Schmiederer	811	CRG/IAME/Komet	15	Hawk Baylaan White	898	Exprit/IAME/Komet
	29				30	
Cemil Bayyati	876	KR/IAME/Komet	14	Luis Esser	809	OTK/IAME/Komet
	27				28	
Jannik Remmert	833	Kart/IAME/Komet	13	Moritz Fischer	806	Kart/IAME/Komet
	25				26	
Davin Singer	884	KR/IAME/Komet	12	Cristian Vergani	915	Tbkart/IAME/Komet
	23				24	
Jason Bralic	823	Kosmic/IAME/Komet	11	Felix Maurer	820	Kart/IAME/Komet
	21				22	
Devin Leon Ucar	853	Tony Kart IAME/Komet	10	Kyuhoo Lee	909	Kart/IAME/Komet
	19				20	
Nando Weixelbaumer	802	Energy/IAME/Komet	9	Roxanne Lantinga	916	Kart/IAME/Komet
	17				18	
Andrea Pirovano	910	Tbkart/IAME/Komet	8	Marc Gerstenkorn	864	Corse/IAME/Komet
	15				16	
Manuel Wagner	821	CRG/IAME/Komet	7	Cristian Biasatti	914	Tbkart/IAME/Komet
	13				14	
Max Ohsenbrink	836	Alonso/IAME/Komet	6	Kevin Wagner	844	KR/IAME/Komet
	11				12	
Clement Outran	911	Tbkart IAME/Komet	5	Phil Colin Strenge	895	LN/IAME/Komet
	9				10	
Leonardo Longoni	913	Tbkart/IAME/Komet	4	Niklas Hirsch	877	Kosmic/IAME/Komet
	7				8	
Max Hezel	830	KR/IAME/Komet	3	Rocco Curcio	812	Energy/IAME/Komet
	5				6	
Elia Weiss	822	Kosmic/IAME/Komet	2	Daniel Guinchard	810	KR/IAME/Komet
	3				4	
Torben Gröndahl	887	KR/IAME/Komet	1	Kevin Lantinga	903	Promotion/IAME/Komet
	1				2	

Pole Position

Row

printed 16.06.2024 13:01

INT. ADAC Kartrennen Wackersdorf

X30 SENIOR

Pro Kart Raceland Wackersdorf 1,190 Km


Startgrid Final Revision 2

16.06.2024 16:00

Race (16 Laps)

14	876	809
	27	28
13	833	806
	25	26
12	884	915
	23	24
11	823	820
	21	22
10	853	909
	19	20
9	802	916
	17	18
8	910	864
	15	16
7	821	914
	13	14
6	836	844
	11	12
5	911	895
	9	10
4	913	877
	7	8
3	830	812
	5	6
2	822	810
	3	4
1	887	903
	1	2

POLE POSITION



Orbits



INT. ADAC Kartrennen Wackersdorf

X30 SENIOR

Pro Kart Raceland Wackersdorf 1,190 Km


Startgrid Final Revision 2

16.06.2024 16:00


Race (16 Laps)

18	908
	35
17	854
	33
16	829
	31
15	811
	29

845
36
815
34
835
32
898
30



Orbits



X30 SENIOR

Final

Track length: 1.190 Km
Race Started: 16:08:52
Best Lap by: 822 - Elia Weiss - 49,969

Rank	#	Driver	Nat	Sponsor Entrant	Nat	License E-License	Make	laps	T. Time Diff	Best Lap	Penalty	Points
1	2	822 Elia Weiss	DEU	DSK e.V. Ja zum Motorsport SIM-ON	DEU	ITG38504 KBF39246	Kosmic/IAME/Komet	16	13:27.816	49.969		51
2	-1	887 Torben Gröndahl	DEU	MSC Groß Dölln e.V. im ADAC CV Performance Group	DEU	ITC-C14120 BIF38321	KR/IAME/Komet	16	13:28.478 0.662	50.050		44
3	-1	903 Kevin Lantinga	NLD	J.K. Lantinga	NLD	ITE42585 30038	Croc Promotion/IAME/Komet	16	13:28.943 1.127	50.179		0
4	2	812 Rocco Curcio	DEU	Valier Motorsport	DEU	ITE29607 KBF15727	Energy/IAME/Komet	16	13:29.424 1.608	50.190		38
5	5	895 Phil Colin Streng	DEU	ADAC Württemberg e.V. Ebert Motorsport	DEU	ITE42785 EL38528	LN/IAME/Komet	16	13:30.421 2.605	50.054		34
6	2	877 Niklas Hirsch	DEU	MSC-Langenfeld e. V. im ADAC SIM-ON	DEU	ITF39320 KBF39246	Kosmic/IAME/Komet	16	13:31.005 3.189	50.166		30
7	2	911 Clement Outran	FRA	Tbkart racing team srl	ITA	IABS126421 BIF126421	Tbkart /IAME/Komet	16	13:32.446 4.630	50.132		0
8	-4	810 Daniel Guinhard	GBR	SFR Motorsport	GBR	ITC-C292117 IBL368379	KR/IAME/Komet	16	13:33.220 5.404	50.157		26
9	11	909 Kyuho Lee	KOR	EGP Racing Team	BEL	IAASDK018508 IBL912001	Tony Kart/IAME/Komet	16	13:33.536 5.720	50.224		0
10	-3	913 Leonardo Longoni	ITA	Tbkart racing team srl	ITA	IKB451116 BIF470451	Tbkart/IAME/Komet	16	13:34.194 6.378	50.289		0
11	3	914 Cristian Biasatti	ITA	Tbkart racing team srl	ITA	IKB448719 BIF3401414487	Tbkart/IAME/Komet	16	13:34.584 6.768	50.431		0
12	0	844 Kevin Wagner	DEU	MSC-Langenfeld e. V. im ADAC TB Racing Team	DEU	ITE 11828 KBF38262	KR/IAME/Komet	16	13:35.524 7.708	50.279		22
13	-8	830 Max Hezel	DEU	ADAC Hessen-Thüringen e.V. CV Performance Group	DEU	ITF38265 BIF38321	KR/IAME/Komet	16	13:37.188 9.372	50.239	+ 5 sec	18
14	7	823 Jason Bralic	NLD	SIM-ON	DEU	ITG46957 KBF39246	Kosmic/IAME/Komet	16	13:37.641 9.825	50.022	+ 5 sec	14
15	13	809 Luis Esser	DEU	RMW Motorsport	DEU	ITE 11661 KBF39010	OTK/IAME/Komet	16	13:38.422 10.606	50.095		10
16	-5	836 Max Ohsenbrink	DEU	KSL Racing Team	DEU	ITE18670 KBF1304585	Alonso/IAME/Komet	16	13:38.779 10.963	50.528		8
17	0	802 Nando Weixelbaumer	AUT	Valier Motorsport	DEU	ITEJK2078 KBF39300	Energy/IAME/Komet	16	13:39.053 11.237	50.099		6
18	-5	821 Manuel Wagner	DEU	RS-Motorsport	DEU	ITE 39259 KBF40372	CRG/IAME/Komet	16	13:39.058 11.242	50.251		4
19	-1	916 Roxanne Lantinga	NLD	Lantinga	NLD	IABS44775 30038	Tony Kart/IAME/Komet	16	13:39.714 11.898	50.424		0
20	-5	910 Andrea Pirovano	ITA	Tbkart racing team srl	ITA	IKB386900 BIF470451	Tbkart/IAME/Komet	16	13:41.369 13.553	50.341		0
21	12	854 Daniel Brozovic	DEU	TR Motorsport	DEU	ITE 42036 KBF23400	Birel Art/IAME/Komet	16	13:42.310 14.494	50.248		2
22	5	876 Cemil Bayyati	DEU	Dörr Motorsport	DEU	ITG15366 BIF38420	KR/IAME/Komet	16	13:44.033 16.217	50.283		1
23	8	829 Lutz Ohsenbrink	DEU	KSL Racing Team	DEU	ITE40759 KBF1304585	Alonso/IAME/Komet	16	13:45.301 17.485	50.471		0
24	1	833 Jannik Remmert	DEU	VDB Kart Racing	DEU	ITE19994 KBF10478	Tony Kart/IAME/Komet	16	13:45.611 17.795	50.534		0
25	-1	915 Cristian Vergani	ITA	Tbkart racing team srl	ITA	452954 BIF470451	Tbkart/IAME/Komet	16	13:46.294 18.478	50.570		0
26	0	806 Moritz Fischer	DEU	ADAC Pfalz e.V. DUTT MOTORSP. by FENSTER.COM	LUX	NKA26409 IBLK867	Tony Kart/IAME/Komet	16	13:48.911 21.095	50.567	+ 5 sec	0
27	2	811 Karl Schmiederer	DEU	RS-Motorsport	DEU	ITE39775 KBF40372	CRG/IAME/Komet	16	13:50.753 22.937	50.689		0
28	4	835 Jarno Wiese	DEU	VDB Kart Racing	DEU	ITE 40767 KBF10478	OTK/IAME/Komet	16	13:51.697 23.881	50.590		0
29	1	898 Hawk Baylaan White	GBR	AT Motorsport	DEU	ITE40903 BIC38996	Exprit/IAME/Komet	16	13:52.123 24.307	50.705		0
30	-11	853 Devin Leon Ucar	DEU	ADAC Pfalz e.V. Sezai Ucar	DEU	ITF40418 EBK4018	Tony Kart /IAME/Komet	16	13:53.336 25.520	50.712		0
31	5	845 Jan Waibel	DEU	ADAC Mittelrhein e.V. VDB Kart Racing	DEU	NKA12495 KBF10478	Tony Kart/IAME/Komet	16	13:53.555 25.739	50.924		0
32	2	815 Moritz Wolber	DEU	ADAC Südbaden e.V. NEES RACING	DEU	NKA16641 BIF17863	Maranello/IAME/Komet	16	13:55.382 27.566	50.674	+ 5 sec	0
33	2	908 Henrikas Klepikas	LTU	Dream 2 Drive	LTU	IACS2024-ITE/005 IBL2024-KL/09	Formula K/IAME/Komet	16	13:57.643 29.827	50.765	+ 5 sec	0
34	-11	884 Davin Singer	DEU	ADAC Südbaden e.V. CV Performance Group	DEU	ITE 23384 BIF38321	KR/IAME/Komet	16	13:58.156 30.340	50.624	+ 5 sec	0
35	-13	820 Felix Maurer	DEU	DUTT MOTORSPORT by FENSTER.com	LUX	NKA41244 IBLK867	Tony Kart/IAME/Komet	6	5:15.360 10 Laps	51.272		0
36	-20	864 Marc Gerstenkorn	CHE	Kartshop Ampfing	DEU	ITF375 BIF25142	Drago Corse/IAME/Komet	6	5:42.528 10 Laps	51.326		0

Announcements

815,908,884,806,823,830 + 5 sec front fairing

INT. ADAC Kartrennen Wackersdorf

X30 SENIOR

Pro Kart Raceland Wackersdorf 1,190 Km

Final

16.06.2024 16:00

Race (16 Laps) started at 16:08:52

Lap	Time of Day	Lap Tm	Diff	S1 Tm	S2 Tm	S3 Tm
(822) Elia Weiss						
1	16:09:44.919	52.471	+2.502	19.826	16.805	15.840
2	16:10:35.757	50.898	+0.869	18.469	16.539	15.830
3	16:11:26.467	50.710	+0.741	18.408	16.502	15.800
4	16:12:16.888	50.421	+0.452	18.340	16.279	15.802
5	16:13:06.959	50.071	+0.102	18.194	16.214	15.663
6	16:13:57.078	50.119	+0.150	18.271	16.177	15.671
7	16:14:48.460	51.382	+1.413	18.211	16.421	16.750
8	16:15:38.678	50.218	+0.249	18.315	16.292	15.611
9	16:16:28.809	50.131	+0.162	18.277	16.245	15.609
10	16:17:19.077	50.268	+0.299	18.228	16.391	15.649
11	16:18:09.213	50.136	+0.167	18.218	16.304	15.614
12	16:18:59.669	50.456	+0.487	18.382	16.576	15.726
13	16:19:50.102	50.433	+0.464	18.466	16.301	15.666
14	16:20:40.142	50.040	+0.071	18.183	16.186	15.671
15	16:21:30.111	49.969		18.149	16.199	15.621
16	16:22:20.147	50.036	+0.067	18.169	16.242	15.625
(887) Torben Gröndahl						
1	16:09:44.554	52.184	+2.134	19.535	16.766	15.893
2	16:10:35.388	50.834	+0.784	18.557	16.509	15.768
3	16:11:25.932	50.544	+0.494	18.420	16.343	15.781
4	16:12:16.247	50.315	+0.265	18.304	16.276	15.735
5	16:13:06.517	50.270	+0.220	18.301	16.282	15.687
6	16:13:56.743	50.226	+0.176	18.266	16.187	15.773
7	16:14:47.910	51.167	+1.117	18.389	16.560	16.218
8	16:15:38.236	50.326	+0.276	18.339	16.275	15.712
9	16:16:28.532	50.296	+0.246	18.305	16.280	15.711
10	16:17:18.817	50.285	+0.235	18.344	16.227	15.714
11	16:18:09.039	50.222	+0.172	18.343	16.214	15.665
12	16:18:59.477	50.438	+0.388	18.478	16.244	15.716
13	16:19:50.373	50.896	+0.846	18.779	16.426	15.691
14	16:20:40.534	50.161	+0.111	18.251	16.292	15.618
15	16:21:30.584	50.050		18.249	16.200	15.601
16	16:22:20.809	50.225	+0.175	18.300	16.245	15.680
(903) Kevin Lantinga						
1	16:09:44.248	51.917	+1.738	19.330	16.694	15.893
2	16:10:35.275	51.027	+0.848	18.697	16.442	15.888
3	16:11:26.602	51.327	+1.148	18.744	16.776	15.807
4	16:12:17.104	50.502	+0.323	18.446	16.306	15.750
5	16:13:07.332	50.228	+0.049	18.342	16.218	15.668
6	16:13:57.516	50.184	+0.005	18.358	16.156	15.670
7	16:14:48.153	50.637	+0.458	18.319	16.374	15.944
8	16:15:38.536	50.383	+0.204	18.418	16.254	15.711
9	16:16:29.148	50.612	+0.433	18.601	16.286	15.725
10	16:17:19.387	50.239	+0.060	18.352	16.219	15.668
11	16:18:09.617	50.230	+0.051	18.368	16.177	15.685
12	16:18:59.879	50.262	+0.083	18.367	16.255	15.640
13	16:19:50.640	50.761	+0.582	18.542	16.515	15.704
14	16:20:40.837	50.197	+0.018	18.285	16.238	15.674
15	16:21:31.016	50.179		18.328	16.201	15.650
16	16:22:21.274	50.258	+0.079	18.372	16.217	15.669
(812) Rocco Curcio						
1	16:09:45.578	53.099	+2.909	20.323	16.820	15.956
2	16:10:36.760	51.182	+0.992	18.607	16.354	16.221
3	16:11:27.988	51.228	+1.038	19.023	16.426	15.779
4	16:12:18.394	50.406	+0.216	18.412	16.278	15.716
5	16:13:08.637	50.243	+0.053	18.366	16.218	15.659
6	16:13:58.880	50.243	+0.053	18.314	16.275	15.654
7	16:14:49.345	50.465	+0.275	18.414	16.363	15.688
8	16:15:39.770	50.425	+0.235	18.425	16.253	15.747
9	16:16:30.062	50.292	+0.102	18.340	16.240	15.712
10	16:17:20.267	50.205	+0.015	18.301	16.264	15.640
11	16:18:10.472	50.205	+0.015	18.325	16.231	15.649
12	16:19:00.726	50.254	+0.064	18.325	16.219	15.710
13	16:19:50.966	50.240	+0.050	18.345	16.203	15.692
14	16:20:41.156	50.190		18.356	16.204	15.630
15	16:21:31.406	50.250	+0.060	18.361	16.233	15.656
16	16:22:21.755	50.349	+0.159	18.332	16.294	15.723

Lap	Time of Day	Lap Tm	Diff	S1 Tm	S2 Tm	S3 Tm
(877) Niklas Hirsch						
1	16:09:47.816	55.195	+5.141	21.627	17.174	16.394
2	16:10:39.008	51.192	+1.138	18.643	16.706	15.843
3	16:11:30.277	51.269	+1.215	18.782	16.458	16.029
4	16:12:20.548	50.271	+0.217	18.454	16.160	15.657
5	16:13:10.661	50.113	+0.059	18.326	16.151	15.636
6	16:14:00.733	50.072	+0.018	18.266	16.156	15.650
7	16:14:51.006	50.273	+0.219	18.333	16.273	15.667
8	16:15:41.060	50.054		18.284	16.162	15.608
9	16:16:31.133	50.073	+0.019	18.290	16.177	15.606
10	16:17:21.253	50.120	+0.066	18.307	16.212	15.601
11	16:18:11.535	50.282	+0.228	18.382	16.246	15.654
12	16:19:02.049	50.514	+0.460	18.290	16.369	15.855
13	16:19:52.245	50.196	+0.142	18.361	16.205	15.630
14	16:20:42.394	50.149	+0.095	18.322	16.185	15.642
15	16:21:32.553	50.159	+0.105	18.304	16.190	15.665
16	16:22:22.752	50.199	+0.145	18.357	16.190	15.652
(911) Clement Outran						
1	16:09:46.767	53.225	+3.059	20.419	16.872	15.934
2	16:10:37.110	51.343	+1.177	18.719	16.485	16.139
3	16:11:28.601	51.491	+1.325	19.261	16.413	15.817
4	16:12:18.932	50.331	+0.165	18.310	16.261	15.760
5	16:13:09.470	50.538	+0.372	18.297	16.502	15.739
6	16:13:59.703	50.233	+0.067	18.277	16.262	15.694
7	16:14:50.087	50.384	+0.218	18.380	16.258	15.746
8	16:15:40.502	50.415	+0.249	18.393	16.290	15.732
9	16:16:30.831	50.329	+0.163	18.324	16.261	15.744
10	16:17:21.105	50.274	+0.108	18.360	16.218	15.696
11	16:18:11.590	50.485	+0.319	18.354	16.243	15.888
12	16:19:02.265	50.675	+0.509	18.472	16.330	15.873
13	16:19:52.637	50.372	+0.206	18.316	16.310	15.746
14	16:20:42.832	50.195	+0.029	18.284	16.217	15.694
15	16:21:32.998	50.166		18.328	16.174	15.664
16	16:22:23.336	50.338	+0.172	18.368	16.257	15.713
(810) Daniel Guinchard						
1	16:09:46.083	53.336	+3.204	20.520	16.807	16.009
2	16:10:37.096	51.013	+0.881	18.766	16.453	15.794
3	16:11:28.887	51.791	+1.659	19.761	16.409	15.621
4	16:12:19.106	50.219	+0.087	18.373	16.209	15.637
5	16:13:09.273	50.167	+0.035	18.376	16.166	15.625
6	16:13:59.405	50.132		18.342	16.200	15.590
7	16:14:49.699	50.294	+0.162	18.386	16.297	15.611
8	16:15:39.943	50.244	+0.112	18.383	16.218	15.643
9	16:16:30.219	50.276	+0.144	18.393	16.255	15.628
10	16:17:20.563	50.344	+0.212	18.391	16.241	15.712
11	16:18:10.806	50.243	+0.111	18.417	16.221	15.605
12	16:19:02.610	51.804	+1.672	18.387	16.665	16.752
13	16:19:53.623	51.013	+0.881	18.913	16.436	15.664
14	16:20:44.019	50.396	+0.264	18.421	16.295	15.680
15	16:21:34.371	50.352	+0.220	18.449	16.253	15.650
16	16:22:24.777	50.406	+0.274	18.399	16.302	15.705
(909) Kyuho Lee						
1	16:09:48.214	54.965	+4.741	21.601	17.279	16.085
2	16:10:39.452	51.238	+1.014	18.930	16.482	15.826

(895) Phil Colin Strenge						
---------------------------------	--	--	--	--	--	--

Orbits



INT. ADAC Kartrennen Wackersdorf

X30 SENIOR

Pro Kart Raceland Wackersdorf 1,190 Km

Final

16.06.2024 16:00

Race (16 Laps) started at 16:08:52

Lap	Time of Day	Lap Tm	Diff	S1 Tm	S2 Tm	S3 Tm	Lap	Time of Day	Lap Tm	Diff	S1 Tm	S2 Tm	S3 Tm
3	16:11:30.784	51.392	+1.108	18.748	16.546	16.038	5	16:13:08.404	50.350	+0.111	18.369	16.279	15.702
4	16:12:21.725	50.941	+0.717	18.706	16.373	15.862	6	16:13:58.729	50.325	+0.086	18.340	16.327	15.658
5	16:13:11.949	50.224		18.294	16.222	15.708	7	16:14:49.170	50.441	+0.202	18.379	16.355	15.707
6	16:14:02.303	50.354	+0.130	18.368	16.253	15.733	8	16:15:39.524	50.354	+0.115	18.389	16.289	15.676
7	16:14:52.555	50.252	+0.028	18.278	16.235	15.739	9	16:16:29.763	50.239		18.331	16.212	15.696
8	16:15:42.872	50.317	+0.093	18.378	16.173	15.766	10	16:17:20.021	50.258	+0.019	18.365	16.259	15.634
9	16:16:33.221	50.349	+0.125	18.337	16.283	15.729	11	16:18:10.272	50.251	+0.012	18.332	16.249	15.670
10	16:17:23.535	50.314	+0.090	18.331	16.247	15.736	12	16:19:02.545	52.273	+2.034	18.288	17.363	16.622
11	16:18:14.196	50.661	+0.437	18.607	16.322	15.732	13	16:19:53.349	50.804	+0.565	18.782	16.308	15.714
12	16:19:04.563	50.367	+0.143	18.328	16.295	15.744	14	16:20:43.633	50.284	+0.045	18.338	16.270	15.676
13	16:19:54.852	50.289	+0.065	18.290	16.275	15.724	15	16:21:34.100	50.467	+0.228	18.409	16.315	15.743
14	16:20:45.125	50.273	+0.049	18.309	16.268	15.696	16	16:22:24.519	50.419	+0.180	18.343	16.318	15.758
15	16:21:35.605	50.480	+0.256	18.506	16.239	15.735							
16	16:22:25.867	50.262	+0.038	18.316	16.247	15.699							

(913) Leonardo Longoni

1	16:09:46.673	53.994	+3.706	21.009	17.085	15.900
2	16:10:37.493	50.820	+0.531	18.560	16.547	15.713
3	16:11:29.451	51.958	+1.669	19.543	16.704	15.711
4	16:12:19.902	50.451	+0.162	18.444	16.298	15.709
5	16:13:10.191	50.289		18.339	16.293	15.657
6	16:14:00.582	50.391	+0.102	18.406	16.271	15.714
7	16:14:51.318	50.736	+0.447	18.621	16.409	15.706
8	16:15:41.740	50.422	+0.133	18.393	16.310	15.719
9	16:16:32.228	50.488	+0.199	18.408	16.363	15.717
10	16:17:22.768	50.540	+0.251	18.424	16.344	15.772
11	16:18:13.543	50.775	+0.486	18.661	16.410	15.704
12	16:19:03.984	50.441	+0.152	18.354	16.290	15.797
13	16:19:54.514	50.630	+0.241	18.583	16.291	15.656
14	16:20:44.912	50.398	+0.109	18.384	16.347	15.667
15	16:21:35.932	51.020	+0.731	18.851	16.422	15.747
16	16:22:26.525	50.593	+0.304	18.407	16.391	15.795

(823) Jason Bralic

1	16:09:48.877	55.355	+5.333	21.578	17.678	16.099
2	16:10:40.397	51.520	+1.498	19.043	16.560	15.917
3	16:11:31.435	51.038	+1.016	18.639	16.347	16.052
4	16:12:22.933	51.498	+1.476	18.612	16.848	16.038
5	16:13:13.024	50.091	+0.069	18.274	16.209	15.608
6	16:14:03.046	50.022		18.223	16.184	15.615
7	16:14:53.297	50.251	+0.229	18.312	16.279	15.660
8	16:15:43.320	50.023	+0.001	18.189	16.179	15.655
9	16:16:33.458	50.138	+0.116	18.308	16.193	15.637
10	16:17:23.591	50.133	+0.111	18.249	16.248	15.636
11	16:18:13.834	50.243	+0.221	18.389	16.240	15.614
12	16:19:04.042	50.208	+0.186	18.311	16.222	15.675
13	16:19:54.123	50.081	+0.059	18.365	16.145	15.571
14	16:20:44.588	50.465	+0.443	18.600	16.254	15.611
15	16:21:34.943	50.365	+0.333	18.559	16.206	15.590
16	16:22:24.972	50.029	+0.007	18.274	16.163	15.592

(809) Luis Esser

1	16:09:51.010	56.933	+6.888	21.234	19.248	16.451
2	16:10:42.145	51.135	+1.040	18.837	16.554	15.744
3	16:11:33.358	51.213	+1.118	18.341	16.706	16.166
4	16:12:24.628	51.270	+1.175	18.671	16.590	16.009
5	16:13:16.150	51.522	+1.427	18.573	16.805	16.144
6	16:14:07.540	51.390	+1.295	18.995	16.527	15.868
7	16:14:57.689	50.149	+0.054	18.315	16.167	15.667
8	16:15:47.784	50.095		18.267	16.186	15.642
9	16:16:37.895	50.111	+0.016	18.257	16.183	15.671
10	16:17:28.165	50.270	+0.175	18.372	16.187	15.711
11	16:18:18.483	50.318	+0.223	18.459	16.233	15.626
12	16:19:08.743	50.260	+0.165	18.313	16.246	15.701
13	16:19:58.971	50.228	+0.133	18.313	16.305	15.610
14	16:20:49.119	50.148	+0.053	18.296	16.267	15.585
15	16:21:39.241	50.122	+0.027	18.298	16.200	15.624
16	16:22:30.753	51.512	+1.417	19.064	16.474	15.974

(914) Cristian Biasatti

1	16:09:46.472	53.533	+3.102	20.516	17.093	15.924
2	16:10:37.290	50.818	+0.387	18.590	16.452	15.776
3	16:11:29.332	52.042	+1.611	19.673	16.645	15.724
4	16:12:20.029	50.697	+0.266	18.439	16.300	15.958
5	16:13:10.460	50.431		18.351	16.398	15.682
6	16:14:00.916	50.456	+0.025	18.327	16.392	15.737
7	16:14:51.482	50.566	+0.135	18.500	16.354	15.712
8	16:15:41.986	50.504	+0.073	18.447	16.364	15.693
9	16:16:32.716	50.730	+0.299	18.406	16.566	15.758
10	16:17:23.194	50.478	+0.047	18.428	16.344	15.706
11	16:18:13.706	50.512	+0.081	18.443	16.388	15.681
12	16:19:04.660	50.954	+0.523	18.650	16.554	15.750
13	16:19:55.118	50.458	+0.027	18.428	16.370	15.660
14	16:20:45.656	50.538	+0.107	18.407	16.397	15.734
15	16:21:36.186	50.530	+0.099	18.434	16.383	15.713
16	16:22:26.915	50.729	+0.298	18.439	16.379	15.911

(836) Max Ohsenbrink

1	16:09:46.984	54.149	+3.621	20.624	17.522	16.003
2	16:10:37.895	50.911	+0.383	18.593	16.524	15.794
3	16:11:30.644	52.749	+2.221	19.266	16.983	16.500
4	16:12:21.830	51.186	+0.658	18.952	16.429	15.805
5	16:13:12.457	50.627	+0.099	18.600	16.320	15.707
6	16:14:02.985	50.528		18.474	16.319	15.735
7	16:14:53.666	50.681	+0.153	18.570	16.355	15.756
8	16:15:44.249	50.583	+0.055	18.479	16.314	15.790
9	16:16:35.291	51.042	+0.514	18.793	16.460	15.789
10	16:17:25.859	50.568	+0.040	18.420	16.375	15.773
11	16:18:16.447	50.588	+0.060	18.524	16.336	15.728
12	16:19:07.026	50.579	+0.051	18.414	16.390	15.775
13	16:19:57.624	50.598	+0.070	18.481	16.362	15.755
14	16:20:48.308	50.684	+0.156	18.542	16.341	15.801
15	16:21:38.967	50.659	+0.131	18.503	16.376	15.780
16	16:22:31.110	52.143	+1.615	19.464	16.529	16.150

(844) Kevin Wagner

1	16:09:47.459	54.709	+4.430	21.071	17.303	16.335
2	16:10:38.747	51.288	+1.009	18.855	16.628	15.805
3	16:11:30.534	51.787	+1.508	19.158	16.510	16.119
4	16:12:23.113	52.579	+2.300	19.374	17.080	16.125
5	16:13:13.465	50.352	+0.073	18.447	16.301	15.604
6	16:14:03.744	50.279		18.401	16.290	15.588
7	16:14:54.073	50.329	+0.050	18.412	16.303	15.614
8	16:15:44.377	50.304	+0.025	18.400	16.268	15.636
9	16:16:34.825	50.448	+0.169	18.483	16.298	15.667
10	16:17:25.178	50.353	+0.074	18.397	16.281	15.675
11	16:18:15.651	50.473	+0.194	18.384	16.358	15.731
12	16:19:06.088	50.437	+0.158	18.434	16.308	15.695
13	16:19:56.571	50.483	+0.204	18.488	16.337	15.658
14	16:20:46.915	50.344	+0.065	18.417	16.279	15.648
15	16:21:37.392	50.477	+0.198	18.408	16.348	15.721
16	16:22:27.855	50.463	+0.184	18.449	16.342	15.672

(802) Nando Weixelbaumer

1	16:09:49.734	56.512	+6.413	21.986	18.274	16.252
2	16:10:40.742	51.008	+0.909	18.758	16.438	15.812
3	16:11:32.908	52.166	+2.067	19.026	17.195	15.945
4	16:12:24.321	51.413	+1.314	18.321	17.012	16.080
5	16:13:15.988	51.667	+1.568	18.499	16.919	16.249
6	16:14:07.489	51.501	+1.402	18.803	16.760	15.938

(830) Max Hezel

1	16:09:45.168	52.651	+2.412	20.032	16.769	15.850
2	16:10:36.673	51.505	+1.266	18.622	16.511	16.372
3	16:11:27.725	51.052	+0.813	18.939	16.385	15.728
4	16:12:18.054	50.329	+0.090	18.401	16.279	15.649

Orbits



INT. ADAC Kartrennen Wackersdorf

X30 SENIOR

Pro Kart Raceland Wackersdorf 1,190 Km

Final

16.06.2024 16:00

Race (16 Laps) started at 16:08:52

Lap	Time of Day	Lap Tm	Diff	S1 Tm	S2 Tm	S3 Tm	Lap	Time of Day	Lap Tm	Diff	S1 Tm	S2 Tm	S3 Tm
7	16:14:58.179	50.690	+0.591	18.783	16.227	15.680	9	16:16:41.600	50.378	+0.130	18.405	16.272	15.701
8	16:15:48.300	50.121	+0.022	18.264	16.177	15.680	10	16:17:31.896	50.296	+0.048	18.419	16.227	15.650
9	16:16:38.399	50.099		18.261	16.193	15.645	11	16:18:22.206	50.310	+0.062	18.418	16.224	15.668
10	16:17:28.558	50.159	+0.060	18.312	16.242	15.605	12	16:19:12.837	50.631	+0.383	18.529	16.383	15.719
11	16:18:18.954	50.396	+0.297	18.334	16.381	15.681	13	16:20:03.405	50.568	+0.320	18.641	16.229	15.698
12	16:19:09.119	50.165	+0.066	18.209	16.151	15.805	14	16:20:53.653	50.248		18.400	16.179	15.669
13	16:19:59.289	50.170	+0.071	18.331	16.227	15.612	15	16:21:44.093	50.440	+0.192	18.460	16.243	15.737
14	16:20:49.432	50.143	+0.044	18.230	16.257	15.656	16	16:22:34.641	50.548	+0.300	18.449	16.347	15.752
15	16:21:39.622	50.190	+0.091	18.291	16.258	15.641							
16	16:22:31.384	51.762	+1.663	19.105	16.520	16.137							
(821) Manuel Wagner							(876) Cemil Bayyati						
1	16:09:47.522	54.614	+4.363	21.247	17.097	16.270	1	16:09:52.515	58.535	+8.252	21.566	19.759	17.220
2	16:10:38.848	51.326	+1.075	18.621	16.880	15.825	2	16:10:45.261	52.746	+2.463	20.113	16.637	15.996
3	16:11:30.845	51.997	+1.746	19.196	16.739	16.062	3	16:11:36.047	50.786	+0.503	18.554	16.443	15.789
4	16:12:23.822	52.977	+2.726	19.086	17.909	15.982	4	16:12:26.519	50.472	+0.189	18.456	16.281	15.735
5	16:13:14.960	51.198	+0.887	18.560	16.533	16.045	5	16:13:17.038	50.519	+0.236	18.392	16.289	15.838
6	16:14:06.438	51.478	+1.227	19.411	16.394	15.673	6	16:14:08.408	51.370	+1.087	19.153	16.515	15.702
7	16:14:56.749	50.311	+0.060	18.360	16.291	15.660	7	16:15:01.250	52.842	+2.559	19.492	17.613	15.737
8	16:15:47.041	50.292	+0.041	18.356	16.288	15.648	8	16:15:52.086	50.836	+0.553	18.738	16.364	15.734
9	16:16:37.441	50.400	+0.149	18.409	16.320	15.671	9	16:16:42.947	50.861	+0.578	18.775	16.421	15.665
10	16:17:27.811	50.370	+0.119	18.422	16.253	15.695	10	16:17:33.355	50.408	+0.125	18.369	16.296	15.743
11	16:18:18.161	50.350	+0.099	18.367	16.297	15.686	11	16:18:24.341	50.986	+0.703	18.916	16.325	15.745
12	16:19:08.590	50.429	+0.178	18.349	16.378	15.702	12	16:19:14.939	50.598	+0.315	18.607	16.294	15.697
13	16:19:59.470	50.880	+0.629	18.645	16.548	15.687	13	16:20:05.329	50.390	+0.107	18.398	16.294	15.698
14	16:20:49.721	50.251		18.350	16.273	15.628	14	16:20:55.709	50.380	+0.097	18.409	16.320	15.651
15	16:21:39.995	50.274	+0.023	18.397	16.280	15.697	15	16:21:45.992	50.283		18.387	16.244	15.652
16	16:22:31.389	51.394	+1.143	18.565	16.532	16.297	16	16:22:36.364	50.372	+0.089	18.390	16.339	15.643
(916) Roxanne Lantinga							(829) Lutz Ohsenbrink						
1	16:09:48.887	55.711	+5.287	21.772	17.644	16.295	1	16:09:52.841	58.599	+8.128	21.464	19.721	17.414
2	16:10:40.265	51.378	+0.954	18.801	16.672	15.905	2	16:10:45.522	52.681	+2.210	19.559	16.761	16.361
3	16:11:31.573	51.308	+0.884	19.047	16.490	15.771	3	16:11:37.092	51.570	+1.099	19.085	16.615	15.870
4	16:12:23.688	52.115	+1.691	19.223	16.908	15.984	4	16:12:28.059	50.967	+0.496	18.658	16.506	15.804
5	16:13:14.784	51.096	+0.672	18.547	16.471	16.078	5	16:13:19.019	50.960	+0.489	18.759	16.385	15.816
6	16:14:05.882	51.098	+0.674	18.886	16.435	15.777	6	16:14:10.108	51.089	+0.618	18.603	16.621	15.865
7	16:14:56.330	50.448	+0.024	18.384	16.382	15.682	7	16:15:01.607	51.499	+1.028	18.605	17.092	15.802
8	16:15:46.880	50.550	+0.126	18.439	16.355	15.756	8	16:15:52.585	50.978	+0.507	18.679	16.507	15.792
9	16:16:37.304	50.424		18.341	16.355	15.728	9	16:16:43.225	50.640	+0.169	18.487	16.414	15.739
10	16:17:28.058	50.754	+0.330	18.365	16.571	15.818	10	16:17:33.696	50.471		18.465	16.281	15.725
11	16:18:19.208	51.150	+0.726	18.699	16.644	15.807	11	16:18:24.587	50.891	+0.420	18.702	16.398	15.791
12	16:19:09.756	50.548	+0.124	18.361	16.430	15.757	12	16:19:15.322	50.735	+0.264	18.626	16.338	15.771
13	16:20:00.273	50.517	+0.093	18.419	16.397	15.701	13	16:20:05.801	50.479	+0.008	18.447	16.269	15.763
14	16:20:50.775	50.502	+0.078	18.408	16.379	15.715	14	16:20:56.425	50.624	+0.153	18.436	16.435	15.753
15	16:21:41.388	50.613	+0.189	18.423	16.455	15.735	15	16:21:47.010	50.585	+0.114	18.477	16.343	15.765
16	16:22:32.045	50.657	+0.233	18.457	16.429	15.771	16	16:22:37.632	50.622	+0.151	18.451	16.370	15.801
(910) Andrea Pirovano							(833) Jannik Remmert						
1	16:09:51.127	58.079	+7.738	22.437	18.916	16.726	1	16:09:49.274	55.408	+4.874	21.233	18.014	16.161
2	16:10:42.707	51.580	+1.239	19.133	16.573	15.874	2	16:10:40.569	51.295	+0.761	18.871	16.562	15.862
3	16:11:33.778	51.071	+0.730	18.514	16.399	16.158	3	16:11:32.177	51.608	+1.074	19.093	16.632	15.883
4	16:12:25.268	51.490	+1.149	18.647	16.643	16.200	4	16:12:24.320	52.143	+1.609	18.684	17.255	16.204
5	16:13:16.861	51.593	+1.252	18.675	16.587	16.331	5	16:13:16.044	51.724	+1.190	18.684	16.856	16.184
6	16:14:08.619	51.758	+1.417	19.443	16.599	15.716	6	16:14:07.977	51.933	+1.399	19.230	16.681	16.022
7	16:14:59.796	51.177	+0.836	18.924	16.477	15.776	7	16:15:00.611	52.634	+2.100	19.423	16.977	16.234
8	16:15:50.137	50.341		18.391	16.160	15.790	8	16:15:51.644	51.033	+0.499	18.828	16.365	15.840
9	16:16:40.692	50.555	+0.214	18.455	16.297	15.803	9	16:16:42.503	50.859	+0.325	18.575	16.430	15.854
10	16:17:31.158	50.466	+0.125	18.460	16.252	15.754	10	16:17:33.226	50.723	+0.189	18.539	16.433	15.751
11	16:18:21.539	50.381	+0.040	18.446	16.178	15.757	11	16:18:24.278	51.052	+0.518	18.847	16.394	15.811
12	16:19:11.980	50.441	+0.100	18.416	16.202	15.823	12	16:19:15.623	51.345	+0.811	19.065	16.517	15.763
13	16:20:02.463	50.483	+0.142	18.465	16.257	15.761	13	16:20:06.166	50.543	+0.009	18.474	16.358	15.711
14	16:20:52.911	50.448	+0.107	18.486	16.218	15.744	14	16:20:56.727	50.561	+0.027	18.442	16.346	15.773
15	16:21:43.307	50.396	+0.055	18.414	16.179	15.803	15	16:21:47.261	50.534		18.466	16.335	15.733
16	16:22:33.700	50.393	+0.052	18.378	16.244	15.771	16	16:22:37.942	50.681	+0.147	18.449	16.401	15.831
(854) Daniel Brozovic							(915) Cristian Vergani						
1	16:09:52.754	58.326	+8.078	21.945	19.210	17.171	1	16:09:50.058	56.551	+5.981	21.820	18.335	16.396
2	16:10:45.586	52.832	+2.584	20.229	16.638	15.965	2	16:10:41.502	51.444	+0.874	19.096	16.539	15.809
3	16:11:37.679	52.093	+1.845	18.972	16.896	16.225	3	16:11:33.145	51.643	+1.073	18.599	16.952	16.092
4	16:12:28.168	50.489	+0.241	18.478	16.326	15.685	4	16:12:24.590	51.445	+0.875	18.698	16.678	16.069
5	16:13:18.493	50.325	+0.077	18.403	16.232	15.690	5	16:13:16.259	51.669	+1.099	18.894	16.735	16.040
6	16:14:09.227	50.734	+0.486	18.752	16.384	15.698	6	16:14:08.348	52.089	+1.519	19.143	17.147	15.799
7	16:15:00.813	51.586	+1.338	18.765	16.723	16.098	7	16:15:00.976	52.628	+2.058	19.461	16.718	16.449
8	16:15:51.222	50.409	+0.161	18.429	16.270	15.710	8	16:15:52.835	51.859	+1.289	19.203	16.716	15.940
							9	16:16:43.690	50.855	+0.285	18.506	16.500	15.849
							10	16:17:34.260	50.570		18.440	16.330	15.800

Orbits



INT. ADAC Kartrennen Wackersdorf

X30 SENIOR

Pro Kart Raceland Wackersdorf 1,190 Km

Final

16.06.2024 16:00

Race (16 Laps) started at 16:08:52

Lap	Time of Day	Lap Tm	Diff	S1 Tm	S2 Tm	S3 Tm
11	16:18:24.936	50.676	+0.106	18.466	16.377	15.833
12	16:19:15.879	50.943	+0.373	18.545	16.539	15.859
13	16:20:06.488	50.609	+0.039	18.394	16.425	15.790
14	16:20:57.172	50.684	+0.114	18.461	16.433	15.790
15	16:21:47.897	50.725	+0.155	18.449	16.423	15.853
16	16:22:38.625	50.728	+0.158	18.444	16.446	15.838

Lap	Time of Day	Lap Tm	Diff	S1 Tm	S2 Tm	S3 Tm
13	16:20:10.888	50.728	+0.023	18.469	16.484	15.775
14	16:21:01.593	50.705		18.481	16.456	15.768
15	16:21:52.724	51.131	+0.426	18.741	16.541	15.849
16	16:22:44.454	51.730	+1.025	18.700	17.227	15.803

(806) Moritz Fischer

1	16:09:50.767	57.092	+6.525	21.963	18.663	16.466
2	16:10:42.054	51.287	+0.720	18.825	16.612	15.850
3	16:11:33.492	51.438	+0.871	18.750	16.524	16.164
4	16:12:25.054	51.562	+0.995	18.647	16.719	16.196
5	16:13:16.433	51.379	+0.812	18.575	16.725	16.079
6	16:14:08.046	51.613	+1.046	19.111	16.718	15.784
7	16:14:59.200	51.154	+0.587	18.905	16.464	15.785
8	16:15:49.933	50.733	+0.166	18.510	16.406	15.817
9	16:16:40.887	50.954	+0.387	18.438	16.596	15.920
10	16:17:31.503	50.616	+0.049	18.501	16.371	15.744
11	16:18:22.070	50.567		18.471	16.357	15.739
12	16:19:13.049	50.979	+0.412	18.550	16.640	15.789
13	16:20:03.883	50.834	+0.267	18.614	16.411	15.809
14	16:20:54.513	50.630	+0.063	18.415	16.415	15.800
15	16:21:45.336	50.823	+0.256	18.634	16.390	15.799
16	16:22:36.242	50.906	+0.339	18.506	16.492	15.908

(853) Devin Leon Ucar

1	16:09:53.273	59.884	+9.172	22.761	19.723	17.400
2	16:10:46.640	53.367	+2.655	20.413	16.982	15.972
3	16:11:38.256	51.616	+0.904	18.930	16.670	16.016
4	16:12:29.790	51.534	+0.822	18.906	16.780	15.848
5	16:13:20.886	51.096	+0.384	18.733	16.455	15.908
6	16:14:11.681	50.795	+0.083	18.461	16.502	15.832
7	16:15:02.393	50.712		18.458	16.468	15.786
8	16:15:53.299	50.906	+0.194	18.547	16.544	15.815
9	16:16:45.821	52.522	+1.810	19.509	16.963	16.050
10	16:17:37.724	51.903	+1.191	19.505	16.559	15.839
11	16:18:28.814	51.090	+0.378	18.536	16.494	16.060
12	16:19:19.528	50.714	+0.002	18.499	16.385	15.830
13	16:20:10.263	50.735	+0.023	18.446	16.491	15.798
14	16:21:01.008	50.745	+0.033	18.538	16.445	15.762
15	16:21:52.455	51.447	+0.735	18.855	16.723	15.869
16	16:22:45.667	53.212	+2.500	19.142	17.895	16.175

(811) Karl Schmiederer

1	16:09:52.451	58.299	+7.610	21.613	19.501	17.185
2	16:10:44.798	52.347	+1.658	19.501	16.747	16.099
3	16:11:36.393	51.595	+0.906	18.743	16.825	16.027
4	16:12:27.391	50.998	+0.309	18.615	16.518	15.865
5	16:13:18.428	51.037	+0.348	18.630	16.576	15.831
6	16:14:09.876	51.448	+0.759	19.052	16.600	15.796
7	16:15:01.533	51.657	+0.968	18.599	17.147	15.911
8	16:15:52.974	51.441	+0.752	18.897	16.651	15.893
9	16:16:45.469	52.495	+1.806	18.723	17.356	16.416
10	16:17:36.993	51.524	+0.835	19.167	16.520	15.837
11	16:18:27.866	50.873	+0.184	18.630	16.475	15.768
12	16:19:18.555	50.689		18.481	16.409	15.799
13	16:20:09.502	50.947	+0.258	18.646	16.501	15.800
14	16:21:00.548	51.046	+0.357	18.599	16.598	15.849
15	16:21:51.529	50.981	+0.292	18.563	16.510	15.908
16	16:22:43.084	51.555	+0.866	19.053	16.588	15.914

(845) Jan Waibel

1	16:09:52.957	57.828	+6.904	21.026	19.409	17.393
2	16:10:46.094	53.137	+2.213	20.148	16.911	16.078
3	16:11:37.848	51.754	+0.830	19.015	16.606	16.133
4	16:12:29.616	51.768	+0.844	19.048	16.720	16.000
5	16:13:21.723	52.107	+1.183	19.471	16.624	16.012
6	16:14:12.940	51.217	+0.293	18.611	16.691	15.915
7	16:15:04.140	51.200	+0.276	18.642	16.620	15.938
8	16:15:55.280	51.140	+0.216	18.669	16.526	15.945
9	16:16:46.410	51.130	+0.206	18.625	16.622	15.883
10	16:17:38.258	51.848	+0.924	19.039	16.833	15.976
11	16:18:29.292	51.034	+0.110	18.544	16.542	15.948
12	16:19:20.400	51.108	+0.184	18.633	16.511	15.964
13	16:20:11.324	50.924		18.586	16.478	15.860
14	16:21:02.284	50.960	+0.036	18.531	16.497	15.932
15	16:21:53.273	50.989	+0.065	18.578	16.497	15.914
16	16:22:45.886	52.613	+1.689	19.063	17.268	16.282

(835) Jarno Wiese

1	16:09:53.129	58.841	+8.251	22.003	19.861	16.977
2	16:10:46.375	53.246	+2.656	20.061	17.204	15.981
3	16:11:38.371	51.996	+1.406	19.320	16.654	16.022
4	16:12:29.965	51.594	+1.004	18.908	16.779	15.907
5	16:13:21.146	51.181	+0.591	18.902	16.494	15.785
6	16:14:11.874	50.728	+0.138	18.513	16.546	15.669
7	16:15:02.528	50.654	+0.064	18.523	16.435	15.696
8	16:15:53.432	50.904	+0.314	18.554	16.567	15.783
9	16:16:45.648	52.216	+1.626	19.027	16.749	16.440
10	16:17:37.416	51.768	+1.178	19.382	16.528	15.858
11	16:18:28.893	51.477	+0.887	18.499	16.687	16.291
12	16:19:19.934	51.041	+0.451	18.516	16.643	15.882
13	16:20:10.524	50.590		18.477	16.412	15.701
14	16:21:01.327	50.803	+0.213	18.593	16.418	15.792
15	16:21:52.385	51.058	+0.468	18.662	16.452	15.944
16	16:22:44.028	51.643	+1.053	19.043	16.788	15.812

(815) Moritz Wolber

1	16:09:51.237	56.795	+6.121	21.432	18.821	16.542
2	16:10:42.436	51.199	+0.525	18.830	16.557	15.812
3	16:11:33.626	51.190	+0.516	18.530	16.499	16.161
4	16:12:25.300	51.674	+1.000	18.661	16.740	16.273
5	16:13:16.923	51.623	+0.949	18.513	16.607	16.503
6	16:14:08.980	52.057	+1.383	19.527	17.721	15.809
7	16:15:00.910	51.930	+1.256	18.859	17.036	16.035
8	16:15:51.988	51.078	+0.404	18.883	16.365	15.830
9	16:16:45.690	53.702	+3.028	19.390	17.781	16.531
10	16:17:37.230	51.540	+0.866	19.209	16.524	15.807
11	16:18:28.119	50.889	+0.215	18.593	16.460	15.836
12	16:19:18.812	50.693	+0.019	18.515	16.385	15.793
13	16:20:10.161	51.349	+0.675	18.708	16.548	16.093
14	16:21:00.835	50.674		18.506	16.386	15.782
15	16:21:51.685	50.850	+0.176	18.542	16.407	15.901
16	16:22:42.713	51.028	+0.354	18.721	16.451	15.856

(898) Hawk Baylaan White

1	16:09:53.227	59.045	+8.340	21.814	19.933	17.298
2	16:10:46.221	52.994	+2.289	20.021	16.999	15.974
3	16:11:38.139	51.918	+1.213	19.037	16.875	16.006
4	16:12:29.717	51.578	+0.873	18.902	16.754	15.922
5	16:13:21.450	51.733	+1.028	18.956	16.901	15.876
6	16:14:12.502	51.052	+0.347	18.531	16.720	15.801
7	16:15:03.348	50.846	+0.141	18.516	16.506	15.824
8	16:15:54.068	50.720	+0.015	18.439	16.451	15.830
9	16:16:45.751	51.683	+0.978	18.720	16.667	16.296
10	16:17:37.987	52.236	+1.531	19.614	16.730	15.892
11	16:18:28.983	50.996	+0.291	18.451	16.488	16.057
12	16:19:20.160	51.177	+0.472	18.586	16.555	16.036

(908) Henrikas Klepikas

1	16:09:52.664	57.983	+7.218	21.310	19.377	17.296
2	16:10:45.453	52.789	+2.024	19.514	16.820	16.455
3	16:11:37.977	52.524	+1.759	18.988	16.953	16.583
4	16:12:29.197	51.220	+0.455	18.680	16.617	15.923
5	16:13:19.975	50.778	+0.013	18.498	16.422	15.858
6	16:14:10.891	50.916	+0.151	18.489	16.587	15.840
7	16:15:01.855	50.964	+0.199	18.562	16.478	15.924
8	16:15:53.165	51.310	+0.545	18.675	16.713	15.922
9	16:16:45.584	52.419	+1.654	19.007	16.745	16.667
10	16:17:36.823	51.239	+0.474	18.770	16.498	15.971
11	16:18:27.643	50.820	+0.055	18.500	16.428	15.892
12	16:19:18.408	50.765		18.470	16.386	15.909
13	16:20:10.096	51.688	+0.923	18.980	16.565	16.143
14	16:21:01.197	51.101	+0.336	18.902	16.398	15.801

Orbits



INT. ADAC Kartrennen Wackersdorf

X30 SENIOR

Pro Kart Raceland Wackersdorf 1,190 Km

Final

16.06.2024 16:00

Race (16 Laps) started at 16:08:52

Lap	Time of Day	Lap Tm	Diff	S1 Tm	S2 Tm	S3 Tm	Lap	Time of Day	Lap Tm	Diff	S1 Tm	S2 Tm	S3 Tm
15	16:21:53.013	51.816	+1.051	18.926	16.898	15.992							
16	16:22:44.974	51.961	+1.196	18.605	17.349	16.007							

(884) Davin Singer

1	16:09:50.129	56.498	+5.874	21.475	18.656	16.367
2	16:10:41.311	51.182	+0.558	18.882	16.458	15.842
3	16:11:32.336	51.025	+0.401	18.636	16.643	15.746
4	16:12:24.056	51.720	+1.096	18.622	16.997	16.101
5	16:13:15.343	51.287	+0.663	18.579	16.856	15.852
6	16:14:16.039	1:00.696	+10.072			16.139
7	16:15:07.134	51.095	+0.471	18.671	16.470	15.954
8	16:15:58.155	51.021	+0.397	18.644	16.481	15.896
9	16:16:49.011	50.856	+0.232	18.523	16.475	15.858
10	16:17:39.847	50.836	+0.212	18.562	16.408	15.866
11	16:18:30.696	50.849	+0.225	18.557	16.432	15.860
12	16:19:21.382	50.686	+0.062	18.445	16.430	15.811
13	16:20:12.120	50.738	+0.114	18.507	16.403	15.828
14	16:21:02.744	50.624		18.488	16.332	15.804
15	16:21:53.452	50.708	+0.084	18.518	16.375	15.815
16	16:22:45.487	52.035	+1.411	18.660	17.227	16.148

(820) Felix Maurer

1	16:09:48.375	54.956	+3.684	21.589	17.284	16.083
2	16:10:40.087	51.712	+0.440	19.001	16.652	16.059
3	16:11:31.359	51.272		18.725	16.445	16.102
4	16:12:23.973	52.614	+1.342	18.902	16.885	16.827
5	16:13:15.754	51.781	+0.509	18.566	17.199	16.016
6	16:14:07.691	51.937	+0.665	18.991	16.801	16.145

(864) Marc Gerstenkorn

1	16:09:48.671	55.595	+4.269	21.854	17.446	16.295
2	16:10:40.432	51.761	+0.435	18.867	16.663	16.231
3	16:11:31.758	51.326		19.006	16.622	15.698
4	16:12:23.527	51.769	+0.443	18.878	16.686	16.205
5	16:13:14.854	51.327	+0.001	18.593	16.457	16.277
6	16:14:34.859	1:20.005	+28.679	27.926	25.944	26.135



INT. ADAC Kartrennen Wackersdorf

Lapchart

X30 SENIOR

Pro Kart Raceland Wackersdorf 1,190 Km

Final

16.06.2024 16:00

Race (16 Laps) started at 16:08:52

Competitors	Laps																
	0	1	2	3	4	5	6	7	8	9	10	11	12	13	14	15	16
Kevin Lantinga (903)	1	903	903	903	887	887	887	887	887	887	887	887	887	822	822	822	822
Torben Gröndahl (887)	2	887	887	887	822	822	822	822	903	903	822	822	822	887	887	887	887
Daniel Guinchart (810)	3	810	810	822	903	903	903	903	822	822	903	903	903	903	903	903	903
Elia Weiss (822)	4	822	822	830	830	830	830	830	830	830	830	830	812	812	812	812	812
Rocco Curcio (812)	5	812	830	812	812	812	812	812	812	812	812	812	895	895	895	895	895
Max Hezel (830)	6	830	812	810	877	877	911	911	911	911	911	911	877	877	877	877	877
Niklas Hirsch (877)	7	877	877	911	911	911	877	877	877	877	877	877	895	830	830	830	830
Phil Colin Strenge (895)	8	895	911	877	914	913	913	913	895	895	895	895	877	911	911	911	911
Leonardo Longoni (913)	9	913	914	914	913	914	914	895	913	913	913	913	810	810	810	810	823
Clement Outran (911)	10	911	913	913	810	895	895	914	914	914	810	810	913	913	823	823	810
Kevin Wagner (844)	11	844	836	836	895	810	810	810	810	810	914	914	914	823	913	913	909
Max Ohsenbrink (836)	12	836	844	844	844	909	909	909	909	909	909	909	823	909	909	909	913
Manuel Wagner (821)	13	821	821	821	836	836	836	836	823	823	823	823	909	914	914	914	914
Cristian Biasatti (914)	14	914	895	895	909	823	823	823	836	836	844	844	844	844	844	844	844
Andrea Pirovano (910)	15	910	909	909	821	844	844	844	844	844	836	836	836	836	836	836	809
Marc Gerstenkorn (864)	16	864	820	820	820	864	916	916	916	916	821	821	821	809	809	809	836
Roxanne Lantinga (916)	17	916	864	916	823	916	864	821	821	821	821	916	809	809	802	802	802
Nando Weixelbaumer (802)	18	802	823	823	916	821	821	802	809	809	809	809	802	802	821	821	821
Kyuhoo Lee (909)	19	909	916	864	864	820	884	809	802	802	802	802	916	916	916	916	916
Devin Leon Ucar (853)	20	853	833	833	833	884	820	820	806	806	910	910	910	910	910	910	910
Felix Maurer (820)	21	820	802	802	884	833	802	833	910	910	806	806	806	854	854	854	854
Cristian Vergani (915)	22	915	915	884	802	802	833	806	833	854	854	854	854	806	806	806	806
Jason Bralic (823)	23	823	884	915	915	915	809	915	854	833	833	833	833	876	876	876	876
Davin Singer (884)	24	884	806	806	809	809	915	876	815	815	876	876	876	829	829	829	829
Moritz Fischer (806)	25	806	809	809	806	806	806	910	915	876	829	829	829	833	833	833	833
Jannik Rimmert (833)	26	833	910	815	815	910	910	815	876	829	915	915	915	915	915	915	915
Cemil Bayyati (876)	27	876	815	910	910	815	815	854	811	915	811	908	908	908	811	811	815
Luis Esser (809)	28	809	811	811	876	876	876	811	829	811	908	811	811	811	908	815	811
Karl Schmiederer (811)	29	811	876	876	811	811	811	829	908	908	835	815	815	815	815	853	835
Hawk Baylaan White (898)	30	898	908	908	829	829	854	908	853	853	815	835	853	853	853	908	853
Lutz Ohsenbrink (829)	31	829	854	829	854	854	829	853	835	835	898	853	835	835	835	835	898
Jamo Wiese (835)	32	835	829	854	845	908	908	835	898	898	853	898	898	898	898	908	884
Daniel Brozovic (854)	33	854	845	845	908	845	853	898	845	845	845	845	845	845	845	845	853
Moritz Wolber (815)	34	815	835	898	898	898	835	845	884	884	884	884	884	884	884	884	845
Henrikas Klepikas (908)	35	908	898	835	853	853	898	884									
Jan Waibel (845)	36	845	853	853	835	835	845	864									

